



2 0 2 3

BASEBALL RECORD BOOK



IT JUST MEANS MORE.™

2023 SEC BASEBALL RECORD BOOK

Southeastern Conference Communications



HERB VINCENT
Associate Commissioner
hvincent@sec.org



TAYLOR BRASHER
Director of Social &
Digital Media
tbrasher@sec.org



CHUCK DUNLAP
Director
cdunlap@sec.org
Football
Golf



CRAIG PINKERTON
Director
cpinkerton@sec.org
Men's Basketball
Soccer



TAMMY WILSON
Director
twilson@sec.org
Women's Basketball
Tennis



BEN BEATY
Assistant Director
bbeaty@sec.org
Baseball
Football
Track/Cross Country



**DANIELLE
DIBENEDETTO**
Assistant Director of
Digital & Social Media
ddibenedetto@sec.org



JILL SKOTARCZAK
Assistant Director
jskotarczak@sec.org
Gymnastics
Softball
Swimming
Volleyball



**JEAN MARIE
JENKINS**
Edward Aschoff SEC
Digital Communications
Intern
jjenkins@sec.org

Contents

The Southeastern Conference.....	2-3	2022 Standings.....	28
SEC Media Services	4	2022 Statistics	29-30
SEC Milestones.....	5	2022 Honors.....	31
Commissioner Greg Sankey.....	6	All-Time SEC Champions.....	32
SEC Staff.....	7	All-Time SEC Standings.....	33
SEC Sponsorship Program	8	Annual Standings.....	34-41
Composite Schedule	9	SEC Statistical Leaders	42
SEC Television Schedule	10	Year-By-Year Individual Leaders.....	43-46
Inclement Weather Policy	11	Year-By-Year Team Leaders.....	47-49
SEC Tournament	12	NCAA Statistical Champions.....	50-51
SEC Baseball Communications Contacts	13	SEC Tournament History.....	52
Alabama.....	14	SEC All-Tournament Teams.....	53-55
Arkansas.....	15	SEC Tournament Results.....	56-73
Auburn	16	Records.....	74-84
Florida	17	First Team All-Americans.....	85-86
Georgia	18	National Players of the Year	87
Kentucky	19	Annual SEC Awards.....	88-89
LSU.....	20	National Awards	90
Ole Miss.....	21	SEC Weekly Honors.....	91-96
Mississippi State	22	All-SEC Teams.....	97-106
Missouri.....	23	Academic Honors.....	108-120
South Carolina	24	SEC in Major League Baseball.....	121-122
Tennessee	25	Coaching Records	123
Texas A&M	26	NCAA Tournament History.....	124-128
Vanderbilt.....	27	Polls.....	129-137

Credits: The 2023 Southeastern Conference Baseball Record Book is published by the Southeastern Conference Office, Greg Sankey, Commissioner. Permission to reprint materials in this publication, whether in whole or in part, must be obtained in writing from the editor. All information reproduced from this publication should credit the 2023 SEC Baseball Media Guide.

Editor: Ben Beaty, Assistant Director of Communications;

Cover Design: BC Romano, Director of Video and Creative Services



THE SOUTHEASTERN CONFERENCE

Much has happened in the Southeastern Conference in the aftermath of the COVID pandemic.

The last three years presented a series of complex, unprecedented challenges for the entire sports world. Throughout each reality, the Southeastern Conference emerged as an unquestioned leader in all of sports for successfully managing a unique landscape of issues.

- The SEC's leadership through the COVID-19 pandemic provided a pathway for college sports to return to action in the fall of 2020. Thousands of student-athletes were therefore able to pursue their lifelong passions in a healthy way. Memories were created that otherwise would have never come to pass because the SEC's culture of collaboration among the leaders of the league allowed the 14 universities to move together through adversity, difficult decisions and unrelenting pressures.
- While the pandemic had a devastating effect on the finances of college athletics programs across the country in 2020, the long-term financial vitality of the SEC stayed in focus. The SEC finalized a milestone 10-year agreement with the Walt Disney Company that grants ABC and ESPN exclusive broadcast rights to premier SEC football and basketball events beginning in 2024-25 and continuing through 2033-34.
- The SEC continued to lead in its commitment to providing equal opportunities to historically underrepresented individuals. With an understanding of the tremendous cultural influence the SEC has in its region, the Conference exercised that influence in calling on Mississippi lawmakers to remove Confederate imagery from the state flag.
- The SEC's commitment to diversity, equity and inclusion continued to be evident in 2021 in a new initiative codified by an SEC bylaw aimed at encouraging, facilitating and assisting member institutions in attracting and hiring individuals in historically underrepresented groups in leadership positions of their athletics programs.
- The SEC expanded its leadership of college sports in 2021, and in no more impactful way than the announcement that historical powerhouses Oklahoma and Texas would join the Conference beginning in 2025. The SEC will expand for the third time since 1992, bringing to 16 the number of members in the SEC.
- Amidst a time of upheaval in college sports during the last year, the SEC continues to lead. In February 2022, the SEC announced its largest distribution of revenue in Conference history, enabling SEC universities to provide unrivaled opportunities to its student-athletes as it positions itself to lead college sports into the future.

The SEC's popular slogan "It Just Means More" has struck a cultural nerve for the conference. And over the course of the last several years, it can certainly be applied to the continued effective and impactful leadership of the Southeastern Conference.

STUDENT-ATHLETE DEVELOPMENT AND ACHIEVEMENT

STUDENT-ATHLETE CAREER TOUR

The SEC's successful student-athlete career tours were not derailed by the COVID pandemic. The program, that allows graduating student-athletes to connect with human resource recruiters in various careers and submit resumes for entry-level jobs and internships, continued in a virtual format during the pandemic and resumed in-person in Atlanta Nov. 30-Dec. 2, 2021.

The group visited the headquarters and met with executives at several corporations and organizations in the Atlanta area including Mercedes-Benz Stadium, The Home Depot, Atlanta Hawks, Atlanta Braves and Delta Airlines.

In addition to visits with executives, the students also learn about interview preparation, and ways to build effective business relationships through authenticity, curiosity, and social media best practices.

SEC IN NCAA'S TOP 10

Three SEC student-athletes in the last three years have been among the 10 student-athletes chosen annually from across the country named as recipients of the NCAA's Top 10 Awards. The award recognizes former student-athletes for their successes in competition, in the classroom and in the community.

- 2020: Kristin Quah, Vanderbilt, Bowling
- 2021: Asia Seidt, Kentucky, Swimming & Diving
- 2022: Mac Jones, Alabama, Football

NCAA WOMAN OF THE YEAR

Kentucky swimmer Asia Seidt was named the 2020 NCAA Woman of the Year. Finalists were selected from a group of 30 Woman of the Year honorees which included 10 hon-

orees from each NCAA division and represented a variety of sports. Seidt became the eighth woman in the history of the SEC to win the award, and the first from Kentucky.

SEC AMONG HONDA AWARD WINNERS

Six SEC student-athletes have been named Honda Sport Award recipients since 2019. The Honda Award is presented annually by the Collegiate Women's Sports Awards to the top women athletes in 12 NCAA-sanctioned sports and signifies "the best of the best in collegiate athletics."

Honda Award winners become finalists for Collegiate Woman Athlete of the Year and the prestigious Honda Cup. Florida gymnast Trinity Thomas and South Carolina basketball player Aliyah Boston are candidates for the 2022 Honda Cup.

- 2018-19 Honda Winners; Maria Fassi, Arkansas, Golf; Yanis David, Florida, Track & Field
- 2020-21 Honda Winners: Mercy Chelangat, Alabama, Cross Country; Madison Lilley, Kentucky, Volleyball
- 2021-22 Honda Winners: Trinity Thomas, Florida, Gymnastics; Aliyah Boston, South Carolina, Basketball; Abby Steiner, Kentucky, Track & Field

GRADUATE PATCHES

More than 1,300 student-athletes in all sports have worn the SEC Graduate Patch over the last three years. The SEC introduced the patch in 2016 for student-athletes who have graduated but have not exhausted their eligibility. The SEC logo patch on their uniforms is replaced with a special patch highlighting the word "Graduate" underneath the conference logo. The patch is similar in design for all conference schools, but is school-specific in color.

NATIONAL CHAMPIONS

SEC teams have won 17 national championships since college sports were shut down and then were revived after the pandemic., including nine titles won by eight different schools in the 2020-21 athletic year.

- The SEC has won three straight College Football Playoff championships and 12 football national championships in the last 16 years.
- Kentucky's 2020 volleyball national title gave the SEC at least one national title in each of its sponsored 21 sports.
- Two championships included head-to-head SEC national title battles in the 2021 College World Series (Mississippi State vs. Vanderbilt) and 2022 College Football Playoff (Georgia vs. Alabama).
- In all, there have been 18 SEC vs. SEC national championships all time.

SEC IN THE DRAFT

SEC student-athletes continue to dominate draft day across professional sports. Since the 2019 Spring Meetings, 39 football players, 19 men's basketball players, 19 baseball players and 10 women's basketball players have been drafted in the first round of their respective sport drafts.

Since 2019	Total	First Round
Football	193	39
Men's Basketball	36	19
Women's Basketball	19	10
Baseball	184	19

MEDIA, BUSINESS AND INNOVATION

LANDMARK MEDIA AGREEMENT

The SEC and ESPN announced in December 2020 a milestone 10-year agreement that grants ABC and ESPN exclusive broadcast rights to premier SEC football and basketball events beginning in 2024-25 and continuing through 2033-34.

The landmark deal, which represents a significant expansion of the conference's current partnership with ESPN, will establish ABC as the new broadcast network home for Saturday afternoon SEC football games, as well as selected Saturday primetime football games and the annual SEC Football Championship Game, which has grown into one of the most popular sporting events of the year. In addition, approximately eight incremental marquee men's basketball games will be featured across ABC or ESPN.

The new First Tier rights agreement puts all SEC media rights under The Walt Disney Company umbrella, giving the SEC exposure on ABC, ESPN, ESPN2, ESPNU, ESPN+, SEC Network and SEC Network+.

The exclusive partnership with ESPN comes with significant scheduling flexibility that will produce an array of benefits for member schools, student-athletes and college football fans. Under the new agreement, a number of game times and broadcast windows will be announced in advance of the season, giving fans an ability to plan more

seamlessly.

RECORD REVENUE DISTRIBUTION

For the fiscal year that ended August 31, 2021, the SEC distributed a Conference record \$764.4 million dollars to its 14 members, a record \$54.6 million per institution.

The SEC provides superior support to its 14 member universities as a direct result of the revenue distributed through the Southeastern Conference. The SEC's conference-wide commitment to the student-athlete experience is profound and translates into exceptional instruction, training, equipment, academic counseling, medical care, mental health and wellness support and life-skills development.

In addition, revenues generated through SEC athletics often contribute in significant and unique ways to the academic missions of the 14 SEC universities. Past examples of how this revenue has had an impact outside athletics has included participation in the construction and renovation of academic facilities, support of academic scholarship opportunities, funding of academic programs and direct transfers of funds to support academic budgets.

SEC VIEWERSHIP CONTINUES GROWTH

- For the last three years, the SEC on CBS was the highest rated college football package and the SEC Football Championship was highest rated championship game
- For a third straight year in 2021, the SEC was the most-watched football conference on ESPN with 2.8 million viewers. SEC games averaged +57% more viewers than any other conference on ESPN.
- SEC men's basketball games on ESPN were up +27% year-over-year, averaging over 1 million viewers per game.
- South Carolina women's basketball won the national title in the most-watched Women's National Championship since 2004 and Tennessee vs. South Carolina on ABC on February 20, 2022, was the most-viewed regular season women's college basketball game since 2017.
- The first gymnastics meet ever on ABC, Alabama at Florida on January 16, 2022, was ESPN's second most-watched gymnastics meet since 2011.

SEC Network has made achieving gender equity across live events a priority over the past few years, reaching that goal in the 2021-22 academic year. Moving forward, SECN will continue to program the network with gender equity as a north star, providing an equal platform to further the growth of all SEC sports.

A show that sets itself apart on every level, SEC Network's TrueSouth Presented by YellaWood was nominated for the prominent James Beard Award, earning a finalist nod in the Visual Media-Short Form category.

CONTINUED INNOVATION IN OFFICIATING

The SEC began use of Collaborative Video Review in women's basketball and Centralized Video Review in softball games in 2022, becoming the first conference to use those processes in those sports as permitted by NCAA rules. With the addition of women's basketball and softball, the SEC now has five sports that operate Video Review out of the SEC Video Center in the Conference Office.

The SEC has been a pioneer in collaborative and centralized video review. In baseball and softball, a Replay Official in the SEC Video Center reviews plays in SEC vs. SEC games and renders decisions that are communicated to the on-site umpire crew. In football, men's and women's basketball, replay officials in the Video Center collaborate with on-site officials to determine outcomes.

The SEC successfully implemented a collaborative replay process in the sport of football in 2016, and the Conference secured NCAA approval to implement a collaborative replay process in men's basketball the following year. The SEC began centralized replay in baseball, modeled after MLB's process, in 2019.

LEADERS IN ATTENDANCE

- For the 23rd straight year, the SEC led every other conference in college football with the most fans in attendance per game with an average of 72,195.
- The SEC Football Championship Game attendance of 78,030 is the most in Mercedes-Benz Stadium and the second-highest championship game history, trailing only the inaugural championship game in 1992 between Alabama and Florida.
- SEC Women's Basketball has led the nation in attendance every year since 2015. In 2022, more than 1 million fans attended games. The SEC was the only conference to eclipse 1 million fans.
- SEC Baseball has led the nation in attendance 26 years in a row. Seven of the nation's top-10 attendance leaders in 2021 were from the SEC, and total attendance during the 2022 regular season surpassed 2.3 million.

RACIAL EQUITY AND SOCIAL JUSTICE

SEC COUNCIL ON RACIAL EQUITY AND SOCIAL JUSTICE

In the summer of 2020, the SEC was among many around the world witnessing the unrest and demonstrations in countless cities and communities after the deaths of African American men and women in Minneapolis, Louisville and Brunswick, Georgia. Those events ignited a movement around the equitable treatment of all historically underrepresented individuals, and African Americans in particular.

At that time, the SEC took steps to gather and understand perspectives from a range of stakeholders, including student-athletes, presidents and chancellors, directors of athletics, senior woman administrators, faculty athletics representatives, various sport head coaches, mental health professionals and the SEC staff - ultimately establishing the SEC Council on Racial Equity and Social Justice in response.

The league-wide council includes more than 60 athletes who are in the SEC's existing student-athlete engagement program, plus administrative leaders from each campus and head coaches from each sport. The council meets regularly with SEC players to better understand and respond to their questions and concerns. It has focused on five key areas:

- Increasing access and representation for underrepresented minorities
- Providing enhanced support for underrepresented minorities
- Improving education on racial and social issues for all stakeholders
- Deepening commitments to local communities
- Raising awareness of racial inequity and social justice

SEC LAUNCHES HIRING AND DEVELOPMENT INITIATIVE

The SEC in 2021 launched a new initiative aimed at encouraging, facilitating and assisting member institutions in attracting and hiring individuals in historically underrepresented groups in the leadership of their athletics departments.

The initiative was approved by the Conference's Presidents and Chancellors with the creation of a new conference bylaw that will help guide hiring practices at the member institutions within the Conference, particularly in the roles of athletics director, head coach, and senior woman administrator (SWA) and in positions that typically lead to employment in the positions of athletics director, head coach and SWA.

Under the new initiative, member institutions will employ intentional efforts to identify and consider candidates from historically underrepresented minority groups who may be outside the professional, social, and societal networks of those frequently making hiring decisions on behalf of the member institutions.

SEC PROGRAMMING ON RACIAL EQUITY AND SOCIAL JUSTICE

The SEC teamed with the SEC Network to keep diversity, equity and inclusion top-of-mind. The Network developed interviews, TV specials, and regular series with impactful content such as:

- Beyond the Whiteboard: A Conversation with Black Head Women's Basketball Coaches
- The Historic Change that United Mississippi Rivals: A Look at the Creation of the New Flag
- Black History Always: 30-second vignettes on Significant Black SEC Historical Figures
- Voices for Change Series: Featuring SEC student-athletes and their participation in raising awareness of issues around diversity, equity and inclusion in their communities

OTHER INITIATIVES

- SEC Voter Education and Participation Program
On September 3, 2020, the SEC announced its first ever voter and civic engagement effort. Through the SEC Voter Education and Participation Program, all 14 member universities committed to support non-partisan engagement of SEC student-athletes, coaches and staff in the November 2020 general election and in future local, state and federal elections.
- College Football Playoff Foundation Extra Yard for Teachers
The SEC earmarks funds it traditionally receives from the College Football Playoff Foundation's Extra Yard for Teachers program specifically to go to low resource schools in SEC communities.
- SEC Student-Athlete Enhancement Grant
The SEC added racial equity, social justice and diversity and inclusion to the list of permissible types of programs funded by the conference's student-athlete enhancement grant facilitated through applicable campus units.
- TOGETHER It Just Means More Public Service Announcements
In conjunction with the opening weekend of football games, the SEC launched a series of television public service announcements in 2020 with the "TOGETHER, It Just Means More" message. The initial announcement was 60 seconds long and aired during every football game played on the September 26, 2020, opening day. Later, the SEC launched four 30-second announcements that featured all sponsored sports and universities.



MEDIA SERVICES

Players of the Week

The SEC will name a player, freshman and pitcher of the week each Monday beginning Feb. 20. The awards will be released for Monday afternoon publication and announced in the weekly SEC baseball release. Nominations for the awards are made each week by the baseball sports information contacts at each SEC institution. The award winners are chosen by a vote of the SEC communications staff.

SECSports.com

The Southeastern Conference has established a dynamic presence on the Internet with its official site on the World Wide Web - www.secsports.com and www.secnetwork.com.

SEC baseball information is updated daily. The site will contain standings, schedules, results, and notes on the SEC and each team. SEC baseball information also is available via e-mail. Contact the SEC Communications Office for details. Follow @SEC for the latest happenings on baseball in the SEC, including complete SEC and NCAA Tournament coverage.

SECSportsMedia.com

All information is now available directly from the SEC's media web site, www.secsportsmedia.com. All the latest stats, notes, releases, etc. are available as soon as released from the conference office. Through the services of Sports Systems, the SEC has a digital image platform that gives you access to the SEC's latest photographs, images and logos. To access the platform, go to www.secsportsmedia.com and click on the icon. SEC Information is available 24 hours a day, seven days a week on the SEC media website. The SEC baseball release will be available each Tuesday (Feb. 14 through June) on the league's media site and regular website, www.secsports.com. Standings and results will be updated each weekday throughout the season on the regular website, while statistics will be updated each Monday and Thursday throughout conference play (beginning mid-March).

SEC Network

SEC baseball teams have received unprecedented exposure since the launch of the SEC Network. More than 75 Southeastern Conference baseball games have been slated to air across ESPN networks, including the SEC Network. In addition to those games, more than 350 matchups will be digitally exclusive SEC Network + events available on SECNetwork.com and WatchESPN.

SEC Network and ESPN2 conclude the regular season with comprehensive coverage of the SEC Baseball Tournament, marking the fifth consecutive year that the entire tournament will air on national television.

Email List

Press releases and information pertaining to SEC baseball will be emailed to the media throughout the year. Accredited media can register for the SEC's mailing lists at www.secsportsmedia.com.

Social Media

- Facebook: like the page called "Southeastern Conference"
- Twitter: @SEC
- Instagram: @SEC

SEC Tournament

Media credential requests for the 2023 SEC Tournament in Hoover will be available online at www.Sportssystem.com/SECCredentials later in the season. For further information concerning media coverage of the 2023 SEC Tournament, please contact the SEC Communications Office.

Tickets to the 2023 SEC Tournament may be purchased through www.secsports.com.

SEC Baseball Communications Contacts

Alabama

Alex Thompson
Cell/Press Box: (440) 666-7615
athompson@ia.ua.edu | www.rolltide.com

Arkansas

Oliver Grigg
Cell: 497-502-6577 | Press Box: (479) 575-4141
ogrigg@uark.edu | www.arkansasrazorbacks.com

Auburn

George Nunnelley
Cell: (502) 609-9982 | Press Box: (334) 844-4138
gnunnelley@auburn.edu | www.auburntigers.com

Florida

Sullivan Bortner
Cell: (352) 318-6680 | Press Box: (352) 375-4683 ext. 4355
SullivanB@gators.ufl.edu | www.floridagators.com

Georgia

Christopher Lakos
Cell: (706) 714-2394 | Press Box: (706) 542-6161
clakos@sports.uga.edu | www.georgiadogs.com

Kentucky

Matt May
Cell: (859) 806-7463 | Press Box: (859) 257-9011
matt.may@uky.edu | www.ukathletics.com

LSU

Bill Franques
Cell: (225) 241-4359 | Press Box: (225) 578-4149
wfranques@lsu.edu | www.lsusports.net

Ole Miss

Kyle Birnbrauer
Cell: (662) 816-3671 | Press Box: (662) 915-7858
kyleb@olemiss.edu | www.olemisssports.com

Mississippi State

Travis Rae
Cell: (715) 205-0324 | Press Box: (662) 325-3776
TRae@athletics.msstate.edu | www.hailstate.com

Missouri

TBD
Cell: TBD | Press Box: (573) 884-8912
Email TBD | www.mutigers.com

South Carolina

Kent Reichert
Cell: (734) 548-0878 | Press Box: (803) 777-6648
kentr2@mailbox.sc.edu | www.gamecocksonline.com

Tennessee

Sean Barows
Cell: (561) 312-9432 | Press Box: (865) 974-3376
sbarows@utk.edu | www.utsports.com

Texas A&M

Ben Rikard
Cell: (936) 554-2077 | Press Box: (979) 458-3604
brikard@athletics.tamu.edu | www.12thman.com

Vanderbilt

Will Owens
Cell: (502) 718-2525 | Press Box: (615) 320-0436
will.owens@vanderbilt.edu | www.vucommodores.com

December 8-9, 1932: At the annual Southern Conference meeting in Knoxville, Tenn., the 13 members west and south of the Appalachian Mountains reorganized as the Southeastern Conference.

1933: With an 8-1 record, Georgia wins the first ever SEC Baseball Championship.

November 30, 1933: Alabama defeats Vanderbilt 7-0 to finish 5-0-1 in the conference and capture the SEC's first football title.

August 21, 1940: Martin S. Conner, former governor of Mississippi, takes office as the first commissioner of the SEC in Jackson, Miss.

February 21, 1948: Former LSU coach Bernie H. Moore appointed the SEC's second commissioner and conference office moves to Birmingham, Ala.

March 23, 1948: Two years removed from winning the NIT title, Kentucky wins its first national championship with a 58-42 victory over Baylor.

1950: Alabama becomes the first SEC team to advance to the College World Series.

October 20, 1951: The Alabama-Tennessee football game, played at Birmingham's Legion Field, becomes the first televised event in SEC history.

1959: SEC Baseball expands to include the Eastern and Western divisions.

April 1, 1966: A.M. (Tonto) Coleman succeeds Moore as the conference's third commissioner.

August 1, 1972: Dr. H. Boyd McWhorter becomes the league's fourth commissioner.

January 1, 1977: The SEC begins its long-standing agreement with the Sugar Bowl to send its champion to New Orleans as Georgia faced Pittsburgh.

1977: In Oxford, Miss., Ole Miss wins the first ever SEC Tournament.

July, 1983: The SEC signs agreement with the Turner Broadcasting System to begin airing a "Game of the Week" beginning in the fall of 1984.

1983: Alabama's Dave Magadan sets the single season batting average record with a .525 on the year. Magadan would become the SEC's first national player of the year that season.

September 15, 1986: Dr. Harvey W. Schiller succeeds McWhorter as SEC Commissioner.

January 10, 1990: Roy F. Kramer becomes the conference's sixth commissioner.

1990: The first ever neutral site SEC Tournament is held in Hoover, Ala., where Mississippi State and LSU were declared co-champions due to lightning during the championship game.

1990: Georgia wins the SEC's first national championship in baseball.

August 1, 1990: Arkansas accepts invitation to become the SEC's 11th member.

September 25, 1990: South Carolina accepts invitation to become 12th member of the SEC.

December 5, 1992: SEC hosts the nation's first Division IA conference football championship game at Legion Field. Alabama defeats Florida 28-21 to win the 1992 SEC crown and the league's USF&G Sugar Bowl berth.

February 11, 1994: SEC announces multi-sport television agreement with CBS Sports to televise SEC football (1996-2001), men's basketball and women's basketball (1994-95 through 2000-2001).

February 25, 1994: SEC announces that the membership has voted to play the 1994 and 1995 Football Championship Games in Atlanta's Georgia Dome. On June 1, 1995, the conference extended the agreement with the Georgia Dome through 1998 and on May 29, 1997, the SEC further extended the agreement through 2001.

August 4, 1994: A group of Division I-A conferences, including the SEC, select the Fiesta, Sugar and Orange Bowls as hosts for the Bowl Alliance games beginning at the conclusion of the 1995 regular season. For the first time since the 1976 season, the SEC champion will not contractually serve as the host team in the Sugar Bowl.

1996: One of the most famous plays in college baseball history occurs as LSU's Warren Morris hits a walk-off home run to beat Miami 9-8 in the CWS National Championship Game.

1997: LSU's Brandon Larson becomes the SEC's single season home run champion by belting 40 on the year. The SEC has four teams advance to Omaha.

February 2, 1998: SEC announces it has reached a multi-year extension with CBS Sports to broadcast its football and men's and women's basketball games. Beginning in 2001, CBS expanded its SEC football commitment and provides exclusive national network broadcasts of SEC home games and its basketball coverage will continue to expand nationally.

May 23, 1999: The largest crowd in the history of the SEC Baseball Tournament, 16,165, gather to watch Alabama face Arkansas in the finals.

June 7, 1999: SEC announces it has reached a multi-year extension with ESPN to televise football and men's and women's basketball for the next eight seasons.

2001: After winning five national championships in ten seasons, Skip Bertman retires as head coach of LSU to assume the role of LSU Athletic Director.

December 6, 2001: The SEC and CBS Sports announce an agreement for the network to televise the SEC Football Championship Game each year through 2008.

March 12, 2002: Roy F. Kramer announces his retirement as the SEC's sixth commissioner, effective when a new commissioner is named. During his tenure as the SEC commissioner, the league won 85 national championships and the league distributed more than \$654 million back to its member institutions.

July 2, 2002: Michael L. Slive becomes the seventh Commissioner of the SEC.

June 4, 2004: The SEC Task Force on Compliance and Enforcement issues its report at the 2004 SEC Spring Meetings. The report is unanimously accepted by the 12 member institutions calls for having none of its schools on NCAA probation within the next five years.

2004: For the second time in history, four SEC teams advance to the College World Series.

February 23, 2005: SEC announces the formation of its Academic Consortium, which will link academic resources of its 12 member institutions.

2007: National Player of the Year David Price of Vanderbilt selected as the first pick in the MLB Draft.

August 14, 2008: CBS Sports and the SEC announce a 15-year agreement to extend broadcasts of SEC football and basketball games.

August 25, 2008: ESPN and the SEC announce a 15-year agreement beginning in 2009-10 through 2023-24. It is the longest national rights agreement in ESPN history. ESPN entities (ESPN, ESPN on ABC, ESPN2, ESPNU, ESPN Regional Television, ESPN360.com, ESPN Mobile TV, ESPN GamePlan, ESPN Full Court, ESPN International, ESPN Deportes, ESPN Classic) will carry more than 5,500 SEC events including football, men's and women's basketball, Olympic sports and SEC Championships.

2008: Every game from the SEC Tournament televised in high-definition for the first time. The SEC's winningest coach of all time, Ron Palk of Mississippi State, retires.

2009: LSU wins the SEC's seventh national championship since 1990.

2010: The number of regular season SEC baseball telecasts more than triples with the leagues' new television contract with ESPN. A pitch clock is implemented at the SEC Baseball Tournament in Hoover.

2011: ESPN announces a Thursday night, primetime SEC Baseball Game of the Week to air on ESPNU starting in early April. Over 100 SEC regular season baseball games are televised.

June 2011: South Carolina and Florida meet in Omaha in an All-SEC National Championship Series. The Gamecocks won their second straight national title, the third in a row for the SEC.

Fall 2011: League announces that Texas A&M and Missouri will join the conference effective July 1, 2012, with competition to begin in all sports for the 2012-13 academic year.

January 2012: Florida and South Carolina begin the season ranked No. 1 & No. 2, respectively. SEC announces will expand conference tournament to 10 teams.

May 2012: SEC Tournament expands to 10 teams, setting a new attendance record with 129,112 total fans in attendance for the event.

June 2012: South Carolina advances to the CWS Finals for the third straight season and fifth straight for SEC. Ray Tanner retires as USC head coach, becoming the school's athletic director.

May 2013: SEC Baseball Tournament expands to 12 teams.

May 2, 2013: The SEC, in conjunction with ESPN, announces the creation of The SEC Network, set to launch in August of 2014.

June 2013: Mississippi State advances to the College World Series finals, the first in school history and the sixth consecutive season for the SEC to reach the CWS Championship Series.

June 2014: League distributes \$309.6 million in revenue to its members. The \$309.6 million is the highest total ever distributed in SEC history.

June 25, 2014: Vanderbilt wins the first NCAA Baseball Championship in program history. The title is the fourth in the last six years for the SEC. An NCAA-record 10 SEC baseball teams advanced to NCAA Regionals in 2014.

August 14, 2014: The SEC Network, a multi-platform network, which airs SEC content 24/7 including more than 1,000 live events in its first year, launches.

May 29, 2015: League distributes a record \$455.8 among its 14 institutions.

June 1, 2015: Gregory A. Sankey becomes SEC's eighth commissioner.

June 24, 2015: Vanderbilt finishes as the NCAA baseball runner-up. Four of the eight teams in the 2015 CWS field were from the SEC.

May 30, 2016: A record four SEC teams selected as national seeds for the NCAA Division I Baseball Championship.

June 2017: Florida and LSU meet in Omaha in an All-SEC National Championship Series. The Gators win the program's first national title. The SEC leads all conferences with three teams in the College World Series; Texas A&M was the third.

June 2019: The SEC ties its record with four teams in the College World Series, comprising half of the CWS field.

June 2021: Mississippi State and Vanderbilt reach the finals of the College World Series, with Mississippi State winning in three games.

June 2022: Four SEC teams reach the College World Series, and Ole Miss becomes the third different SEC team to win the NCAA championship in as many tournaments.



SEC COMMISSIONER



Greg Sankey Commissioner Southeastern Conference

Greg Sankey became the eighth Commissioner of the Southeastern Conference on June 1, 2015, and has successfully built upon the SEC's recognized success, strong foundations and rich traditions.

Sankey has effectively introduced change and innovation for the conference while respecting the institutional traditions that make the SEC unique. With an understanding of the highly competitive environment of college sports, he has fostered the collaborative culture of the SEC that sets the

conference apart and supports its continuing success.

Sankey brings a big picture approach to his position through continuing focus on a vision that positions the SEC to leverage its athletics success and reputation for a greater overall cultural and economic impact on the region, the nation and the world.

Sankey has built upon the foundation set in his first major address as the conference leader in 2015 when he stated, "Educating scholars and supporting champions provides the platform for developing leaders who will influence the world." His relentless focus on providing resources for student-athlete success continues to make the Southeastern Conference a leader in college athletics.

LEADERSHIP IN A CHALLENGING ENVIRONMENT

As the NCAA has sought to navigate a changing landscape for college athletics, it called on Sankey to co-chair its Division I Transformation Committee, a body of college sports leaders tasked with addressing the most significant challenges in college athletics, to support student-athletes more effectively, and even reimagine the future of college sports.

Sankey's recognized abilities made him an appropriate leader for this critical endeavor to modernize and transform Division I college sports, and it cast him at the forefront of myriad issues facing college athletics leaders today.

But it is not the first time Sankey has stepped forward at a crucial time for college sports. Sankey's leadership through the COVID-19 pandemic served the SEC well as the league prepared for a return to action in the fall of 2020. Sankey fostered a culture of collaboration among the leaders of the Conference in order to allow the SEC's 14 schools to move together in lockstep through difficult and unprecedented decisions.

And while the pandemic had a devastating effect on the finances of college athletics programs across the country, Sankey kept focus on the long-term financial vitality of the SEC. In 2020, Sankey and his team finalized a milestone 10-year agreement with the Walt Disney Company that grants ABC and ESPN exclusive broadcast rights to premier SEC football and basketball events beginning in 2024-25 and continuing through 2033-34.

Less than a year after the blockbuster agreement with Disney, the SEC made news again as Sankey ushered the University of Oklahoma and University of Texas through membership discussions and announced the two leading universities will join as members with the SEC's nationally prominent member institutions.

ADVOCATING FOR STUDENT-ATHLETE OPPORTUNITY

Throughout his career, Sankey has established himself as an advocate for the student-athlete, creating a framework to provide young people in the Conference with challenging leadership opportunities and expanded resources to succeed at the highest levels of academic and competitive success. Student-athlete focused initiatives introduced under Sankey's leadership include:

- Creation of a leadership position in the SEC office for Student-Athlete Engagement, a role focused on offering student-athletes the opportunity to participate in Conference leadership.
- Introduction of Student-Athlete Leadership Councils for Football, Men's Basketball and Women's Basketball which provide student-athletes with enhanced opportunities to engage with campus leaders and Conference office staff.
- Introduction of a Student-Athlete Career Tour which provides groups of student-athletes with opportunities to engage in career exploration with high level corporations and businesses in major metropolitan areas.
- Expansion of the student-athlete role at the annual SEC Spring Meetings when student-athlete leaders participate in a robust agenda of interaction with administrators and coaches to provide their perspectives to Conference leaders.

ADVANCING THE CONFERENCE

Sankey has been intentional and diligent in addressing issues critical to college athletics, with an emphasis on integrity, ethics, sportsmanship and diversity including:

- Development of updated Conference policies governing conduct expectations for student-athletes, including the adoption of a serious misconduct policy governing transfers that has served as a model for similar policies adopted by other conferences. The policy was later expanded to include all incoming prospective student-athletes.
- Creation of the SEC Council on Racial Equity and Social Justice, a league-wide body consisting of a diverse group of student-athletes, administrators, coaches and SEC staff. The Council identifies resources, outlines strategies and assists with implementation of efforts that promote racial equity and social justice, fosters diversity and helps overcome racism and pursues non-discrimination in intercollegiate athletics.
- Crafting a new SEC bylaw aimed at encouraging, facilitating and assisting member institutions in attracting and hiring individuals in historically underrepresented groups in leadership positions of their athletics programs.

Another priority under Sankey's leadership is growing exposure for the Conference and effectively publicizing success stories of the SEC. Strategies pursued to achieve this objective include:

- Ongoing collaboration with the SEC Network to create unique exposure opportunities for Conference universities, teams and student-athletes, including behind-the-scenes programming, expanding live championship coverage for Olympic Sports and other unique programming.
- Engagement with a national marketing agency to develop and maintain a comprehensive branding campaign. The theme - "It Just Means More" - communicates the history, legacy and overall positive impact the SEC has on its region, the nation and the world.
- Introduction of the SEC Graduate Patch, a logo placed on the uniforms in every sport to provide recognition of SEC student-athletes who have earned their undergraduate degree and are continuing their participation in intercollegiate athletics.

A CAREER IN COLLEGE ATHLETICS

On March 12, 2015, the Presidents and Chancellors of the SEC announced Greg Sankey would succeed Mike Slive as Commissioner of the SEC.

Sankey, 58, first joined the SEC staff in 2002 as Associate Commissioner for Governance, Enforcement and Compliance and later added supervision of the league's championships staff to his responsibilities. He was elevated to Executive Associate Commissioner and Chief Operating Officer for the league office in 2012, becoming responsible for the day-to-day operation of the SEC Office.

Before moving to the SEC, Sankey served as Commissioner of the Southland Conference for nearly seven years. He joined the Southland Conference staff in 1992 where he served as both assistant and associate commissioner before he was named its commissioner in 1996 at the age of 31.

Prior to his term at the Southland Conference, he was Director of Compliance and Academic Services at Northwestern State University in Natchitoches, LA, as well as coach of the Demons' golf team. Before his tenure at Northwestern State, he was the Director of Intramural Sports at Utica College in upstate New York.

A native of Auburn, NY, Sankey earned his master's degree from Syracuse University and his undergraduate degree from the State University of New York College at Cortland. Sankey and his wife, Cathy, reside in Birmingham, AL, and have two adult daughters, Hannah (and her husband, Rod) and Moriah (and her husband, Austin).

THE SANKEY FILE

1987-89	Utica College Director of Intramural Sports
1989-91	Northwestern State University Director of Compliance & Academic Services, 1990-92 Head Golf Coach, 1990-92
1992-2001	Southland Conference Assistant Commissioner, 1992-94 Associate Commissioner, 1994-96 Commissioner, 1996-2002
2002-present	Southeastern Conference Associate Commissioner, 2002-2012 Executive Associate Commissioner/Chief Operating Officer, 2012-2015 Commissioner, 2015-present

SEC STAFF



GREG SANKEY
Commissioner



CHARLIE HUSSEY
Deputy Commissioner/
COO



MARK WOMACK
Executive Associate
Commissioner/CFO




TIFFANY DANIELS
Associate Commissioner/
SWA



WILLIAM KING
Associate Commissioner/
Legal Affairs & Compliance



DAN LEIBOVITZ
Associate Commissioner/
Men's Basketball



DR. LENÁ POWE MCDONALD
Associate Commissioner/
Academic Relations



HERB VINCENT
Associate Commissioner/
Communications



CHRIS WALDSMITH
Associate Commissioner/
Finance



DAVID BATSON
Assistant Commissioner/
Compliance



MATT BOYER
Assistant Commissioner/
Compliance / Baseball Administrator



MISTY BROWN
Assistant Commissioner/
Competition and Student-Athlete Engagement



MATT EVANS
Assistant Commissioner/
Network Relations




JEREMY HAMMOND
Assistant Commissioner /
Championships



KATHRYN SWITZER
Executive Associate to
Commissioner




SYLVIA HAGAN BARNES
Director of Officiating
Administration



ALLY BATTE
Director of Financial
Operations



TAYLOR BRASHER
Director of Digital & Social
Media



KORY DAHLEN
Director of Championships



CHUCK DUNLAP
Director of
Communications



JOHN GIBSON
Director of Championships



MEAGHAN HALL
Director of Marketing



RANDALL MALONE
Director of Video
Operations



CRAIG PINKERTON
Director of
Communications



B.C. ROMANO
Director of Video and
Creative Services



GRACE SANDERS
Director of
Football Administration



JIM SULLIVAN
Director of Championship
Ticket Operations



TAMMY WILSON
Director of
Communications



RYAN AJONG
Associate Director of
Video Operations




WHITNEY TARYP
Associate Director of Academic
Digital and Social Media




BEN BEATY
Assistant Director of
Communications



MARCUS BISHOP
Assistant Director of
Competition



DANIELLE DIBENEDETTO
Assistant Director of Digital
& Social Media



MICHAEL EMERT
Assistant Director of
Championship Ticket Operations



GARRETT LAYTON
Assistant Director of Video
Operations



PATRICK MILLS
Assistant Director of Video
Operations




JILL SKOTARCZAK
Assistant Director of
Communications



JOHN SULLEN
Assistant Director of
Competition




TITUS THOMAS
Assistant Director of Video
Operations




MEREDITH BRADY
Coordinator for Competition and
Student-Athlete Engagement



DAVID CUTCLIFFE
Special Assistant for
Football Relations



DONNA MOORE
Administrative Assistant,
Compliance



EVANGELINE PRESTON
Administrative Assistant
for Competition



MELINDA CALDERINI
Coordinator of First
Impressions



JOHN MCDAID
Coordinator of
Football Officials



PAUL GUILLIE
Coordinator of
Baseball Umpires



JEAN MARIE JENKINS
Edward Aschoff Digital
Communications Intern



AKIYA THYMES
Competition and Student-
Athlete Engagement Intern



SOUTHEASTERN CONFERENCE

Official Sponsor Program

The Southeastern Conference Official Sponsor program began in 1988 with three companies dedicated to intercollegiate athletics and higher education. Now supported by many of the nation's top corporations, this program has evolved into the most successful of its kind.

Each member of the SEC Official Sponsor team shows its commitment to the future of intercollegiate athletics with contributions to SEC Youth Clinics, SEC Scholarship Programs, SEC Academic Enhancement Programs, Championship Grants, FanFare and Legends Programs.

The corporations also conduct consumer promotions designed to increase sales and brand awareness. These promotions also increase public awareness of the member institutions of the SEC, which in turn supports increased ticket sales and high television and radio ratings.

In addition to the broad spectrum of benefits provided by these contributions, each SEC institution is a direct beneficiary of the program. SEC Official Sponsors are: Academy Sports + Outdoors, Allstate Insurance, Bush's Beans, Dr Pepper, Farm Rich, Gatorade, Johnsonville, Mercedes-Benz, Pfizer, Regions Bank and T-Mobile.

Program Mission

The mission of the corporate sponsor program is:

1. To develop marketing and promotional activities that benefit the SEC, its member institutions and the participating corporations;
2. To emphasize the positive role of athletics in our society; and
3. To provide funding for youth clinics, championship events and academic enhancement programs.

SEC Licensing Program

The Southeastern Conference markets its registered marks (Southeastern Conference, SEC, SEC Seal and SEC logos) through a licensing program with the Collegiate Licensing Company. The SEC began its licensing program in 1988 to protect the use of its name and insignias and to ensure that its member institutions benefit from the use and sale of items bearing its name and/or logos.

The program also ensures that manufacturers and retailers market only the highest-quality merchandise using the conference name and logos. The SEC has joined a significant number of colleges and universities throughout the country to bring about consistency in the marketplace for officially-licensed collegiate products.

SEC Official Sponsors



2023 SEC BASEBALL SCHEDULE

Date Team	1 March 17-19	2 March 24-26	3 March 31-April 2	4 April 7-9	5 April 14-16	6 April 21-23	7 April 28-30	8 May 5-7	9 May 12-14	10 May 18-20
ALABAMA	@UF*	UK	@AR	MS*	AU	@MO	@LS	VU*	@AM	UM*
ARKANSAS	AU	@LS	UA	@UM*	UT	@UG*	AM*	@MS	SC	@VU*
AUBURN	@AR	UG*	@UF	AM*	@UA	MS	@SC	LS	@UM*	MO*
FLORIDA	UA*	@UM	AU	@UT	UG	@SC*	MO	@AM	VU	@UK*
GEORGIA	SC	@AU*	@VU	UK	@UF	AR*	@UM	UT	@MO	LS*
KENTUCKY	MS	@UA	MO	@UG	@LS*	AM	@VU	SC	@UT	UF*
LSU	@AM	AR	UT*	@SC*	UK*	@UM	UA	@AU	MS	@UG*
OLE MISS	@VU*	UF	@AM	AR*	@MS	LS	UG	@MO*	AU*	@UA*
MISSISSIPPI STATE	@UK	VU	SC*	@UA*	UM	@AU	@UT*	AR	@LS	AM*
MISSOURI	UT	@SC	@UK	VU*	@AM*	UA	@UF	UM*	UG	@AU*
SOUTH CAROLINA	@UG	MO	@MS*	LS*	@VU	UF*	AU	@UK	@AR	UT*
TENNESSEE	@MO	AM	@LS*	UF	@AR	VU	MS*	@UG	UK	@SC*
TEXAS A&M	LS	@UT	UM	@AU*	MO*	@UK	@AR*	UF	UA	@MS*
VANDERBILT	UM*	@MS	UG	@MO*	SC	@UT	UK	@UA*	@UF	AR*

2023 SEC BASEBALL TOURNAMENT • MAY 23-28 • HOOVER, ALABAMA



SEC TELEVISION SCHEDULE

DATE	TIME (ET)	GAME	NETWORK
Sun., March 5	12 p.m.	Miami at Florida	SECN
Sun., March 5	3 p.m.	Georgia Tech at Georgia	SECN
Tues., March 14	7 p.m.	Georgia Tech at Auburn	SECN
Thurs., March 16	7 p.m.	Ole Miss at Vanderbilt	ESPNU
Thurs., March 16	7 p.m.	Alabama at Florida	SECN
Fri., March 17	7 p.m.	LSU at Texas A&M	SECN
Sat., March 18	12 p.m.	Ole Miss at Vanderbilt	SECN
Sun., March 19	12 p.m.	Mississippi State at Kentucky	SECN
Sun., March 19	3 p.m.	South Carolina at Georgia	SECN
Thurs., March 23	7 p.m.	Georgia at Auburn	SECN
Fri., March 24	7 p.m.	Missouri at South Carolina	SECN
Fri., March 24	8 p.m.	Arkansas at LSU	ESPN2
Sat., March 25	12 p.m.	Texas A&M at Tennessee	ESPN2
Sat., March 25	2 p.m.	Arkansas at LSU	SECN
Sun., March 26	12 p.m.	Missouri at South Carolina	SECN
Sun., March 26	1 p.m.	Arkansas at LSU	ESPN2
Sun., March 26	3 p.m.	Kentucky at Alabama	SECN
Tues., March 28	7 p.m.	Texas at Texas A&M	SECN
Thurs., March 30	7 p.m.	South Carolina at Mississippi State	SECN
Thurs., March 30	8 p.m.	Tennessee at LSU	ESPNU
Fri., March 31	7 p.m.	Tennessee at LSU	SECN
Sat., April 1	8 p.m.	Ole Miss at Texas A&M	SECN
Sun., April 2	12 p.m.	Missouri at Kentucky	SECN
Sun., April 2	3 p.m.	Alabama at Arkansas	SECN
Thurs., April 6	8 p.m.	Wild Card Game	ESPNU
Thurs., April 6	8 p.m.	Texas A&M at Auburn	SECN
Fri., April 7	7 p.m.	Florida at Tennessee	SECN
Sat., April 8	12 p.m.	LSU at South Carolina	SECN
Sat., April 8	2 p.m.	Florida at Tennessee	ESPN2
Sat., April 8	3 p.m.	Arkansas at Ole Miss	SECN
Sat., April 8	6 p.m.	Mississippi State at Alabama	ESPNU
Sun., April 9	12 p.m.	Kentucky at Georgia	SECN
Tues., April 11	7 p.m.	Clemson at Georgia	SECN
Thurs., April 13	7 p.m.	Kentucky at LSU	SECN
Thurs., April 13	8 p.m.	Missouri at Texas A&M	ESPNU
Fri., April 14	8 p.m.	Tennessee at Arkansas	SECN
Sat., April 15	4 p.m.	Ole Miss at Mississippi State	SECN
Sat., April 15	7 p.m.	Georgia at Florida	SECN
Tues., April 18	7 p.m.	Samford at Auburn	SECN
Wed., April 19	7 p.m.	Prairie View at Texas A&M	SECN
Thurs., April 20	7 p.m.	Arkansas at Georgia	SECN
Thurs., April 20	7:30 p.m.	Florida at South Carolina	ESPNU
Fri., April 21	6 p.m.	Vanderbilt at Tennessee	SECN
Sat., April 22	12 p.m.	Vanderbilt at Tennessee	ESPN2
Sat., April 22	3 p.m.	LSU at Ole Miss	ESPN2
Sat., April 22	6 p.m.	Alabama at Missouri	SECN
Sun., April 23	1 p.m.	Vanderbilt at Tennessee	ESPN2
Tues., April 25	7 p.m.	Louisville at Kentucky	SECN
Thurs., April 27	7 p.m.	Mississippi State at Tennessee	SECN
Thurs., April 27	8 p.m.	Texas A&M at Arkansas	ESPNU
Fri., April 28	7 p.m.	Alabama at LSU	SECN
Sat., April 29	12 p.m.	Texas A&M at Arkansas	SECN
Sat., April 29	2 p.m.	Mississippi State at Tennessee	ESPNU
Sat., April 29	7 p.m.	Missouri at Florida	SECN
Sun., April 30	12 p.m.	Auburn at South Carolina	SECN
Sun., April 30	3 p.m.	Kentucky at Vanderbilt	SECN
Tues., May 2	7 p.m.	Kansas at Missouri	SECN

Thurs., May 4	7 p.m.	Ole Miss at Missouri	SECN
Thurs., May 4	8 p.m.	Vanderbilt at Alabama	ESPNU
Fri., May 5	8 p.m.	Vanderbilt at Alabama	SECN
Sat., May 6	6 p.m.	Florida at Texas A&M	SECN
Sat., May 6	7:30 p.m.	Arkansas at Mississippi State	ESPNU
Sat., May 6	9 p.m.	LSU at Auburn	SECN
Sun., May 7	2 p.m.	South Carolina at Kentucky	SECN
Thurs., May 11	8 p.m.	Auburn at Ole Miss	ESPNU
Fri., May 12	5:30 p.m.	Vanderbilt at Florida	SECN
Fri., May 12	8:30 p.m.	Mississippi State at LSU	SECN
Sat., May 13	12 p.m.	Kentucky at Tennessee	SECN
Sat., May 13	3 p.m.	Auburn at Ole Miss	SECN
Sun., May 14	1 p.m.	Georgia at Missouri	SECN
Sun., May 14	4 p.m.	Alabama at Texas A&M	SECN
Thurs., May 18	7 p.m.	Wildcard Game	SECN
Fri., May 19	8 p.m.	Wildcard Game	SECN
Sat., May 20	2 p.m.	Wildcard Game	SECN

SEC Baseball Tournament Schedule

Tues., May 23	10:30 a.m.	First Round	SEC Network
	2 p.m.	First Round	SEC Network
	5:30 p.m.	First Round	SEC Network
	9 p.m.	First Round	SEC Network
Wed., May 24	10:30 a.m.	Second Round	SEC Network
	2 p.m.	Second Round	SEC Network
	5:30 p.m.	Second Round	SEC Network
	9 p.m.	Second Round	SEC Network
Thurs., May 25	10:30 a.m.	Third Round	SEC Network
	2 p.m.	Third Round	SEC Network
	5:30 p.m.	Third Round	SEC Network
	9 p.m.	Third Round	SEC Network
Fri., May 26	4 p.m.	Fourth Round	SEC Network
	7:30 p.m.	Fourth Round	SEC Network
Sat., May 27	1 p.m.	Semifinal	SEC Network
	4:30 p.m.	Semifinal	SEC Network
Sun., May 28	3 p.m.	Championship	ESPNU

2023 SEC INCLEMENT WEATHER POLICY



FOR FRIDAY THROUGH SUNDAY SERIES

1. If a game is suspended/postponed on Friday or Saturday, the game shall be completed from the point of interruption on the following day prior to the regularly scheduled game. In the event the regularly scheduled game is televised, the suspended/postponed game may be rescheduled, in consultation with the conference office, prior to, or following, the regularly scheduled game, whichever allows the best opportunity to complete such game without interruption.
2. Televised Games Affected by Weather
 - A. For games televised on ESPN, ESPN2 or ESPNU
 - (1) If a game is suspended/postponed on Friday, and the regularly scheduled Saturday game is televised by ESPN, ESPN2 or ESPNU, the regularly scheduled Saturday game must start at its published start time. If a suspended/postponed game is resumed/started prior to the start of the regularly scheduled televised game on Saturday, that game must be stopped after the completion of a full inning one hour prior to the start of the scheduled televised game and resumed following the completion of the regularly scheduled televised game.
 - (2) If a game is suspended/postponed on Saturday, and the regularly scheduled Sunday game is televised by ESPN, ESPN2 or ESPNU, the regularly scheduled Sunday game must start at its published start time. If a suspended/postponed game is resumed/started prior to the start of the Sunday regularly scheduled televised game, that game must be stopped after the completion of a full inning one hour prior to the start of the scheduled televised game and resumed following the completion of the regularly scheduled televised game.
 - B. For games televised on the SEC Network
 - (1) If a game is suspended/postponed on Friday, and the regularly scheduled Saturday game is televised by the SEC Network, best efforts should be made to start the regularly scheduled televised Saturday game on the SEC Network at its published start time. (The suspended/postponed game should be scheduled at a time which provides the regularly scheduled televised game a reasonable chance of starting at its published time.) If a resumed/rescheduled game runs into a regularly scheduled televised SEC Network game time, the resumed/rescheduled game should be completed without interruption.
 - (2) If a game is suspended/postponed on Saturday, and the regularly scheduled Sunday game is televised by the SEC Network, best efforts should be made to start the regularly scheduled televised Sunday game on the SEC Network at its published start time. (The suspended/postponed game should be scheduled at a time which provides the regularly scheduled televised game a reasonable chance of starting at its published time.) If a resumed/rescheduled game runs into a regularly scheduled televised SEC Network game time, the resumed/rescheduled game should be completed without interruption.
 - (3) Depending on the circumstance, any resumed/rescheduled game or any regularly scheduled game may begin/end on the SEC Network Alternate Channel or on SEC Network+.
3. Length of Games
 - A. All games played on Friday and Saturday should be scheduled for nine innings. If a suspended game is resumed on Sunday, the regularly scheduled game shall be seven innings.
 - B. If weather prevents playing both the Friday and Saturday games, or if the Saturday game does not begin because of rain, there shall be two seven-inning games on Sunday. If a Friday game is suspended and no games are played on Saturday, the suspended game shall be resumed on Sunday, followed by a seven-inning game.
 - C. If a suspended game is unable to be completed because of inclement weather and has reached official game status (five innings or more per NCAA Rule 5.8), it shall be declared a game.
 - D. Once a suspended game is resumed, the game shall be complete if one team has a lead of 10 or more runs after seven innings of play (NCAA Rule 5.8).
4. Restart Times
 - A. In the event of rain on Friday or Saturday, no game may start after 10:00 p.m. local time or resume after midnight local time.
 - B. In the event of a rain-delay prior to the beginning of play on Sunday, the game must begin at least two hours and thirty minutes prior to the visiting team's scheduled departure time from the field, but no later than 5:00 p.m. local time to avoid a rain out of the game unless the visiting team's institution does not have classes the following day (Monday), in which case curfew shall be waived. If curfew is waived, no game may start after 10:00 p.m. local time or resume after midnight local time. (See Departure Time of this section.)
 - C. If the game begins and is delayed (Sunday game), it must resume by 7:00 p.m. local time to avoid a rain out of the game unless the visiting team's institution does not have classes the following day (Monday), in which case curfew shall be waived. If curfew is waived, the game must be resumed prior to midnight local time.
5. Travel Considerations
 - A. In all instances, departure time takes priority. A team may not stay over until Monday to begin or complete a game or series.
 - B. In the event the visiting team is not scheduled to leave the host city until Monday and there are no prior travel limitations for the game's umpires that would dictate departure to enact these deadlines, with Conference approval, it would be permissible to waive the 5:00 p.m. deadline for the start of a game and a 7:00 p.m. deadline for the resumption of the game.
6. Authority to Play Doubleheaders
 - A. If weather forecasts on Friday or Saturday morning call for a high occurrence of inclement weather on Sunday, the home team with approval of the visiting team may request permission from the Conference office to play a doubleheader on Saturday.
 - B. Approval of a prospective Saturday doubleheader shall be limited to circumstances where there is a high likelihood that weather will not permit a game to be played on the final day of the series. This does not apply for possible inclement weather on Friday or Saturday of a weekend series.
 - B. Approval of a Friday doubleheader may be granted by the Commissioner's office if there is a chance of rain of 80 percent or higher according to weather.gov for both Saturday and Sunday as of no earlier than 5 p.m. local time on Thursday and it is agreed upon by both head coaches. (This is not applicable to Thursday through Saturday series.)

FOR THURSDAY THROUGH SATURDAY SERIES

1. If a game is suspended/postponed on Thursday or Friday, the game shall be completed from the point of interruption on the following day prior to the regularly scheduled game. In the event the regularly scheduled game is televised, the suspended/postponed game may be rescheduled, in consultation with the conference office, prior to, or following, the regularly scheduled game, whichever allows the best opportunity to complete such game without interruption.
 2. Televised Games Affected by Weather
 - C. For games televised on ESPN, ESPN2 or ESPNU
 - (1) If a game is suspended/postponed on Thursday, and the regularly scheduled Friday game is televised by ESPN, ESPN2 or ESPNU, the regularly scheduled Friday game must start at its published start time. If a suspended/postponed game is resumed/started prior to the start of the regularly scheduled televised game, that game must be stopped after the completion of a full inning one hour prior to the start of the scheduled televised game and resumed following the completion of the regularly scheduled televised game.
 - (2) If a game is suspended/postponed on Friday, and the regularly scheduled Saturday game is televised by ESPN, ESPN2 or ESPNU, the regularly scheduled Saturday game must start at its published start time. If a suspended/postponed game is resumed/started prior to the start of the regularly scheduled televised game, that game must be stopped after the completion of a full inning one hour prior to the start of the scheduled televised game and resumed following the completion of the regularly scheduled televised game.
 - D. For games televised on the SEC Network
 - (1) If a game is suspended/postponed on Thursday, and the regularly scheduled Friday game is televised by the SEC Network, best efforts should be made to start the regularly scheduled televised Friday game on the SEC Network at its published start time. (The suspended/postponed game should be scheduled at a time which provides the regularly scheduled televised game a reasonable chance of starting at its published time.) If a resumed/rescheduled game runs into a regularly scheduled televised SEC Network game time, the resumed/rescheduled game should be completed without interruption.
 - (2) If a game is suspended/postponed on Friday, and the regularly scheduled Saturday game is televised by the SEC Network, best efforts should be made to start the regularly scheduled televised Saturday game on the SEC Network at its published start time. (The suspended/postponed game should be scheduled at a time which provides the regularly scheduled televised game a reasonable chance of starting at its published time.) If a resumed/rescheduled game runs into a regularly scheduled televised SEC Network game time, the resumed/rescheduled game should be completed without interruption.
 - (3) Depending on the circumstance, the resumed/rescheduled game or the regularly scheduled game may begin/end on the SEC Network Alternate Channel or on SEC Network+.
 3. Length of Games
 - A. All games played on Thursday and Friday should be scheduled for nine innings. If a suspended game is resumed on Saturday, the regularly scheduled game shall be seven innings.
 - B. If weather prevents playing both the Thursday and Friday games, or if the Friday game does not begin because of rain, there shall be two seven-inning games on Saturday. If a Thursday game is suspended and no games are played on Friday, the suspended game shall be resumed on Saturday, followed by a seven-inning game.
 - C. If a suspended game is unable to be completed because of inclement weather and has reached official game status (five innings or more per NCAA Rule 5.8), it shall be declared a game.
 - D. Once a suspended game is resumed, the game shall be complete if one team has a lead of 10 or more runs after seven innings of play (NCAA Rule 5.8).
 4. Restart Times
 - A. In the event of rain on Thursday or Friday, no game may start after 10:00 p.m. local time or resume after midnight local time.
 - B. On Saturday, all curfew times will be waived in order to play the game on Saturday. No games will be continued to Sunday for the first nine weeks of the conference season, however, teams can stay over until Sunday to get the game completed on Saturday. On the final weekend of the conference season, if a game is postponed or interrupted on Saturday and weather does not allow its completion, the participating teams shall stay over until Sunday to play or complete the postponed or interrupted game if its outcome may affect the seeding of the SEC Tournament and/or the regular season Conference Champion.
 - C. In the event of Saturday doubleheaders, games will be seven innings each.
 - D. In the event of a rain-delay prior to the beginning of play on the final Sunday of the season (if necessary), the game must begin no later than 4:00 p.m. local time to avoid a rain out of the game. If the game begins and is delayed (Sunday game), it must resume by 6:00 p.m. local time to avoid a rain out of the game.
 5. Authority to Play Doubleheaders
 - A. If weather forecasts on Thursday or Friday morning call for a high occurrence of inclement weather on Saturday, the home team with approval of the visiting team may request permission from the Conference office to play a doubleheader on Friday.
 - B. Approval of a prospective Friday doubleheader shall be limited to circumstances where there is a high likelihood that weather will not permit a game to be played on the final day of the series. This does not apply for possible inclement weather on Thursday or Friday of a weekend series.
- OTHER
1. Authority to Rule on Game Stoppage
The umpire-in-chief has sole authority to suspend, postpone, or cancel the game if conditions become unfit for play.
 2. Lightning Strikes
 - A. Each member institution shall be responsible for having the capability to determine when lightning strikes are within specified distances from the competition site. When lightning is detected within 10 miles of the competition site, home team game management shall utilize the public address system to inform those in attendance that inclement weather including lightning is within 10 miles and that should patrons vacate the facility for safer shelter, they will be allowed to re-enter with a ticket stub. When lightning is detected within eight miles of the competition site, the competition shall be suspended.
 - B. Competition may be resumed after 30 minutes of no detected lightning strikes within an eight mile radius.
 - C. A 10 minute warm-up period may be granted following this 30-minute suspension.



2023 SEC TOURNAMENT

The Southeastern Conference Baseball Tournament returns to the Hoover Metropolitan Complex in the south-Birmingham city of Hoover, Ala., May 23-28.

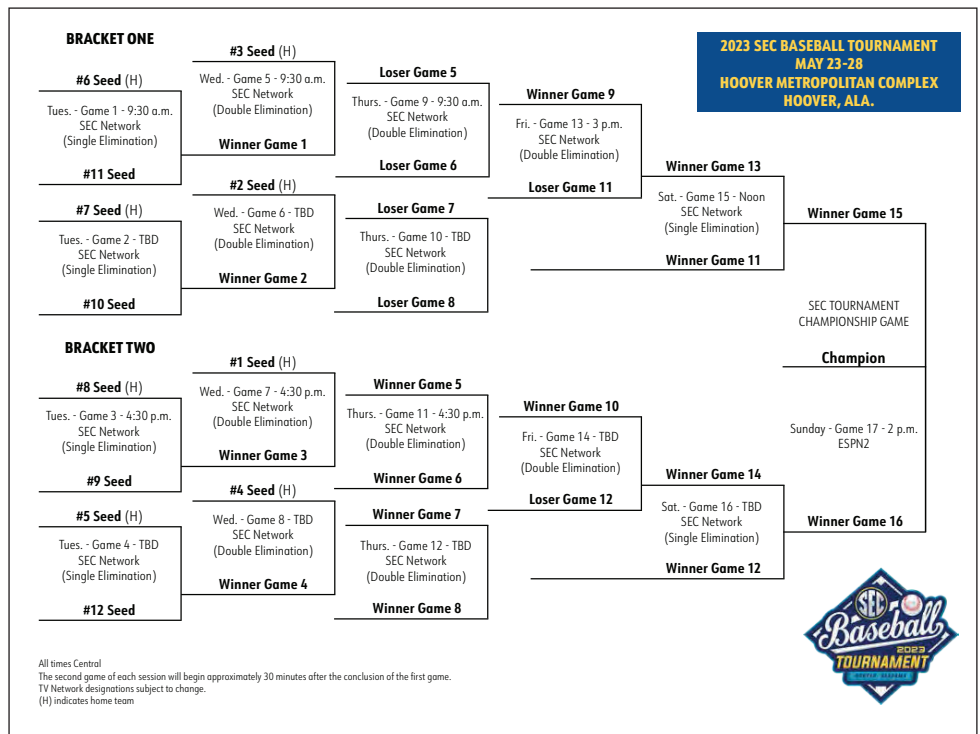
The 2023 SEC Baseball Tournament will continue to feature 12 teams and will remain set to begin on Tuesday, May 23. Seeds 5-12 will meet in a single elimination format on the opening day of the tournament, followed by traditional double-elimination play Wednesday-Friday. The tournament will return to single elimination play on Saturday. A total of 17 games will be played throughout the tournament.

The 12 teams are seeded 1-12 with the two divisional champions and top four seeds guaranteed opening-round byes, with the possibility of earning another later in the bracket. The tournament field will include the top two teams from the SEC's Eastern and Western Divisions plus 10 at-large bids seeded 3-12 based on conference winning percentage.

The Hoover Met formerly served as home of the Double-A Birmingham Barons (Chicago White Sox) of the Southern League. The stadium also has served as host of the NCAA Men's Soccer Final Four, as well as home to the nationally renowned Hoover Buccaneer high school football program.

Located eight miles south of Birmingham, the Hoover Met seats 10,800 for baseball, but can accommodate more than 16,000 when the patio, banquet and side grassy areas are used. The stadium also houses 12 suites in addition to dressing rooms and training rooms.

The Finley Center, a 155,000 square foot entertainment facility, opened in 2017 as part of the first phase of an \$80 million Hoover Metropolitan Complex that also includes outdoor fields and event space.



SEC Tournament Seeding

The two division champions shall be automatically seeded number one and number two based on winning percentage in conference competition. The rest shall be seeded numbers three through 12 based on winning percentage without regard to division. Ties will be broken in the following manner:

1. Two-Team Tie. The following procedure will be used in the following order until the tie is broken:

- A. Won-lost results of head-to-head competition between the two tied teams.
- B. If two-teams are divisional opponents:
 - (1) Won-lost percentage within their division (over the 15-game SEC division schedule).
 - (2) Won-lost percentage of the two teams versus the No. 1 team in their division (and proceeding through the No. 7 team, if necessary).
- C. If two teams are not divisional opponents:
 - (1) Won-lost record of the two teams versus the No. 1 seed using common opponents only (and proceeding through the No. 12 seed, if necessary).
 - (2) Coin flip by the Commissioner

2. Three-Team Tie (or more). The following procedure will be used in the following order until the tie is broken: (Note: If the three tied teams have three different records against each other, they shall be seeded in best-percentage order.) Otherwise, once the tie has been reduced to two teams, the two-team tiebreaker procedure will be used.

- A. If all three teams are common opponents: Total won-lost percentage of games played among the tied teams.
- B. Won-lost percentage of the tied teams versus the No. 1 seed and proceeding through the No. 12 seed, if necessary, using common opponents only.
- C. If three or more teams still are tied, the Commissioner will conduct a draw.

2023 SEC Tournament Schedule		
Tuesday, May 23		
Game 1	9:30 a.m.	#6 Seed vs. #11 Seed [SEC Network]
Game 2	TBD	#7 Seed vs. #10 Seed [SEC Network]
Game 3	4:30 p.m.	#8 Seed vs. #9 Seed [SEC Network]
Game 4	TBD	#5 Seed vs. #12 Seed [SEC Network]
Wednesday, May 24		
Game 5	9:30 a.m.	#3 Seed vs. Winner Game 1 [SEC Network]
Game 6	TBD	#2 Seed vs. Winner Game 2 [SEC Network]
Game 7	4:30 p.m.	#1 Seed vs. Winner Game 3 [SEC Network]
Game 8	TBD	#4 Seed vs. Winner Game 4 [SEC Network]
Thursday, May 25		
Game 9	9:30 a.m.	Loser Game 5 vs. Loser Game 6 [SEC Network]
Game 10	TBD	Loser Game 7 vs. Loser Game 8 [SEC Network]
Game 11	4:30 p.m.	Winner Game 5 vs. Winner Game 6 [SEC Network]
Game 12	TBD	Winner Game 7 vs. Winner Game 8 [SEC Network]
Friday, May 26		
Game 13	3:00 p.m.	Winner Game 9 vs. Loser Game 11 [SEC Network]
Game 14	TBD	Winner Game 10 vs. Loser Game 12 [SEC Network]
Saturday, May 27		
Game 15	Noon	Winner Game 13 vs. Winner Game 11 [SEC Network]
Game 16	TBD	Winner Game 14 vs. Winner Game 12 [SEC Network]
Sunday, May 28		
Game 17	2:00 p.m.	Winner Game 15 vs. Winner Game 16 [ESPN2]
All Times Central		

COMMUNICATIONS CONTACTS

	ALABAMA Alex Thompson (athompson@ia.ua.edu) Cell: (440) 666-7615 FAX: (205) 348-8841 • Press Box: (440) 666-7615	(205) 348-6084 P.O. Box 870391 Tuscaloosa, AL 35487-0391 www.rolltide.com
	ARKANSAS Oliver Grigg (ogrigg@uark.edu) Cell: (479) 502-6577 FAX: (479) 575-7481 • Press Box: (479) 575-4141	(479) 575-2752 P.O. Box 7777 Fayetteville, AR 72701 www.arkansasrazorbacks.com
	AUBURN George Nunnelley (gnunnelley@auburn.edu) Cell: (502) 609-9982 FAX: (334) 844-9807 • Press Box: (334) 844-4138	(334) 844-9656 P.O. Box 351 Auburn, AL 36831-0351 www.auburntigers.com
	FLORIDA Sullivan Bortner (SullivanB@gators.ufl.edu) Cell: (352) 318-6680 FAX: (352) 375-4809 • Press Box: (352) 375-4683 ext. 4355	(352) 375-4683 ext. 6175 P.O. Box 14485 Gainesville, FL 32604-2485 www.floridagators.com
	GEORGIA Christopher Lakos (clakos@sports.uga.edu) Cell: (706) 714-2934 FAX: (706) 542-9339 • Press Box: (706) 542-6161	(706) 542-1621 P.O. Box 1472 Athens, GA 30613 www.georgiadogs.com
	KENTUCKY Matt May (matt.may@uky.edu) Cell: (859) 806-7463 FAX: (859) 323-4310 • Press Box: (859) 257-9011	(859) 257-8504 Joe Craft Center; 338 Lexington Ave. Lexington, KY 40506 www.ukathletics.com
	LSU Bill Franques (wfranqu@lsu.edu) Cell: (225) 241-4359 FAX: (225) 578-1861 • Press Box: (225) 578-4149	(225) 578-8226 Athletics Administration Bldg. Baton Rouge, LA 70803 www.lsusports.net
	OLE MISS Kyle Birnbauer (kyleb@olemiss.edu) Cell: (662) 816-3671 FAX: (662) 915-7006 • Press Box: (662) 915-7858	(662) 915-7522 P.O. Box 217 University, MS 38677 www.olemisssports.com
	MISSISSIPPI STATE Travis Rae (trae@athletics.msstate.edu) Cell: (715) 205-0324 FAX: (662) 325-3600 • Press Box: (662) 325-3776	(662) 325-8881 P.O. Box 5308 Mississippi State, MS 39762 www.hailstate.com
	MISSOURI TBD Cell: FAX: (573) 884-4720 • Press Box: (573) 884-8912	(573) 884-3241 369 Hearnes Center Columbia, MO 65211 www.mutigers.com
	SOUTH CAROLINA Kent Reichert (kentr2@mailbox.sc.edu) Cell: (734) 548-0878 FAX: (803) 777-2967 • Press Box: (803) 777-6648	(803) 777-5257 Rice Athletics Center; 1304 Heyward Street Columbia, SC 29208 www.gamecocksonline.com
	TENNESSEE Sean Barows (sbarows@utk.edu) Cell: (561) 312-9432 FAX: (865) 974-9496 • Press Box: (865) 974-3376	(865) 974-7478 1551 Lake Loudoun Blvd. Knoxville, TN 37996 www.utsports.com
	TEXAS A&M Ben Rikard (brikard@athletics.tamu.edu) Cell: (936) 554-2077 FAX: (979) 845-6825 • Press Box: (979) 458-3604	(979) 845-5725 P.O. Box 30017 College Station, TX 77842 www.12thman.com
	VANDERBILT Will Owens (will.owens@vanderbilt.edu) Cell: (502) 718-2525 FAX: (615) 343-7064 • Press Box: (615) 320-0436	(615) 322-4121 P.O. Box 120158 Nashville, TN 37212 www.vucommodores.com
	SEC COMMUNICATIONS Ben Beaty (bbeaty@sec.org) Cell: (205) 441-7631 FAX: (205) 458-3030	(205) 458-3000 2201 Richard Arrington Blvd. North Birmingham, AL 35203-1103 www.secsports.com





ALABAMA

2023 Schedule

Date	Opponent	Location
F17	Richmond	Tuscaloosa, Ala.
F18	Richmond	Tuscaloosa, Ala.
F19	Richmond	Tuscaloosa, Ala.
F21	Tennessee Tech	Tuscaloosa, Ala.
F22	UT Martin	Tuscaloosa, Ala.
F24	at Pepperdine	Malibu, Calif.
F25	at Pepperdine	Malibu, Calif.
F26	at Pepperdine	Malibu, Calif.
M1	Jacksonville State	Tuscaloosa, Ala.
M3	UIC	Tuscaloosa, Ala.
M4	UIC	Tuscaloosa, Ala.
M5	UIC	Tuscaloosa, Ala.
M7	at Samford	Homewood, Ala.
M8	Alabama State	Tuscaloosa, Ala.
M10	Columbia	Tuscaloosa, Ala.
M11	Columbia	Tuscaloosa, Ala.
M12	Columbia	Tuscaloosa, Ala.
M14	at South Alabama	Mobile, Ala.
M16	at Florida*	Gainesville, Fla.
M17	at Florida*	Gainesville, Fla.
M18	at Florida*	Gainesville, Fla.
M21	UAB	Tuscaloosa, Ala.
M24	Kentucky*	Tuscaloosa, Ala.
M25	Kentucky*	Tuscaloosa, Ala.
M26	Kentucky*	Tuscaloosa, Ala.
M28	vs. MTSU	Huntsville, Ala.
M31	at Arkansas*	Fayetteville, Ark.
A1	at Arkansas*	Fayetteville, Ark.
A2	at Arkansas*	Fayetteville, Ark.
A4	Troy	Tuscaloosa, Ala.
A6	Mississippi State*	Tuscaloosa, Ala.
A7	Mississippi State*	Tuscaloosa, Ala.
A8	Mississippi State*	Tuscaloosa, Ala.
A11	Southern Miss	Tuscaloosa, Ala.
A14	Auburn*	Tuscaloosa, Ala.
A15	Auburn*	Tuscaloosa, Ala.
A16	Auburn*	Tuscaloosa, Ala.
A18	at UAB	Birmingham, Ala.
A21	at Missouri*	Columbia, Mo.
A22	at Missouri*	Columbia, Mo.
A23	at Missouri*	Columbia, Mo.
A25	Samford	Tuscaloosa, Ala.
A28	at LSU*	Baton Rouge, La.
A29	at LSU*	Baton Rouge, La.
A30	at LSU*	Baton Rouge, La.
M4	Vanderbilt*	Tuscaloosa, Ala.
M5	Vanderbilt*	Tuscaloosa, Ala.
M6	Vanderbilt*	Tuscaloosa, Ala.
M9	vs. Troy	Montgomery, Ala.
M12	at Texas A&M*	B-CS, Texas
M13	at Texas A&M*	B-CS, Texas
M14	at Texas A&M*	B-CS, Texas
M18	Ole Miss*	Tuscaloosa, Ala.
M19	Ole Miss*	Tuscaloosa, Ala.
M20	Ole Miss*	Tuscaloosa, Ala.

*SEC Game

Head Coach Brad Bohannon

Hometown: Rome, Ga.
Alma Mater: Berry College (1998)
Born: May 13, 1975
Career Record: 136-109 (Sixth season)
Record at Alabama: Same



2023 Roster

No	Name	Pos.	Ht.	Wt.	Cl.	Hometown / Last School
46	Walt Bailey	INF	6-1	215	Sr.	Tuscaloosa, Ala. / Hillcrest
41	Connor Ball	LHP	6-0	165	So.	Sterrett, Ala. / Chelsea
36	Hagan Banks	RHP	6-4	200	So.	Plainville, Ga. / Calhoun
24	Brock Blatter	RHP	6-6	230	Fr.	Billings, Mont. / Billings Central Catholic
40	Evan Chaffee	LHP	6-2	190	Fr.	Hamburg, N.Y. / Hamburg
42	Alton Davis II	LHP	6-5	185	Fr.	Hueytown, Ala. / Hueytown
13	Bryce Eblin	INF	5-11	185	Jr.	Greenwood, Ind. / Center Grove
67	Tyler Fay	RHP	6-5	210	Fr.	Doniphan, Neb. / Grand Island Senior
12	Hunter Furtado	LHP	6-4	210	Jr.	Lake Worth, Fla. / The King's Academy
29	Brayden Gainey	RHP	6-0	200	Sr.	Panama City, Fla. / A. Crawford Mosley
28	Ryan Guardino	OF	6-4	215	Gr.	Santa Barbara, Calif. / San Marcos
9	Mac Guschette	C	6-0	200	Jr.	Nokomis, Fla. / Venice
11	William Hamiter	OF	5-11	200	Sr.	Tuscaloosa, Ala. / Northridge
22	Camden Hayslip	OF	6-2	205	So.	Lebanon, Tenn. / Friendship Christian
27	Ben Hess	RHP	6-5	250	So.	Charleston, Ill. / Charleston
26	Grayson Hitt	LHP	6-3	210	Jr.	Germantown, Tenn. / Houston
1	Will Hodo	INF/OF	6-3	225	So.	Waynesboro, Miss. / Wayne Academy
35	Luke Holman	RHP	6-4	195	So.	Sinking Spring, Pa. / Wilson
88	Hunter Hoopes	RHP	6-1	200	Gr.	Fairfax, Va. / W.T. Woodson
38	Skyler Hutto	RHP/INF	6-3	225	Fr.	Trinity, Ala. / West Morgan
10	Jim Jarvis	INF	5-10	190	Sr.	San Diego, Calif. / Clairemont
14	Antoine Jean	LHP	6-1	190	Sr.	Montreal, Quebec / École Edouard-Montpetit
5	Ed Johnson	INF	6-1	190	Gr.	Trussville, Ala. / Hewitt-Trussville
52	Gavin Jones	RHP	6-3	210	Fr.	North Royalton, Ohio / North Royalton
30	Jake Leger	LHP	5-10	215	Sr.	Lexington, Neb. / Lexington
48	Sammy Leis	C	6-2	185	Fr.	Cumming, Ga. / Denmark
17	Dylan Lonergan	RHP	6-2	215	Fr.	Snellville, Ga. / Brookwood
39	Garrett McMillan	RHP/INF	6-4	235	Sr.	Tuscaloosa, Ala. / Hillcrest
34	Jacob McNairy	RHP	6-2	205	Gr.	Athens, Ala. / Athens
99	Austin Morris	RHP	6-4	215	Fr.	Warrior, Ala. / Mortimer Jordan
23	Aidan Moza	RHP	6-1	185	So.	Dallas, Ga. / North Cobb Christian
32	Braylon Myers	RHP	6-2	220	So.	Bessemer, Ala. / Oak Grove
21	Andrew Pinckney	OF	6-3	215	R-Jr.	Peachtree City, Ga. / McIntosh
31	Will Portera	C/INF	5-10	205	R-So.	Memphis, Tenn. / Memphis University School
19	Zane Probst	RHP	6-4	215	Jr.	Mill Hall, Pa. / Central Mountain
4	Riley Quick	RHP	6-6	260	Fr.	Trussville, Ala. / Hewitt-Trussville
33	Jackson Reynolds	RHP	6-5	200	Gr.	Opelika, Ala. / Opelika
7	Caden Rose	OF/INF	5-10	185	Jr.	Madison, Ala. / Bob Jones
20	Tommy Seidl	OF	6-1	220	R-Sr.	Wellesley, Mass. / St. Sebastian's School
16	Colby Shelton	INF	6-0	200	Fr.	Lithia, Fla. / Bloomingdale
2	Mason Swinney	INF	6-2	195	Fr.	Hodges, Ala. / Phil Campbell
3	Dominic Tamez	C	5-10	205	Jr.	San Antonio, Texas / Lady Bird Johnson
37	Jaxson West	C	6-0	195	Fr.	Tallahassee, Fla. / Lawton Chiles
43	Luke Williams	OF	6-0	180	Fr.	Tuscaloosa, Ala. / Hillcrest
25	Max Williams	OF	6-2	200	Fr.	Fleming Island, Fla. / Clay
18	Drew Williamson	INF	6-4	225	Gr.	Brewton, Ala. / T.R. Miller
8	Kade Woods	RHP	6-3	205	R-Fr.	Monroe, La. / Ouachita Christian

Quick Facts

Location: Tuscaloosa, Ala.
Founded: 1831
Enrollment: 38,320
President: Dr. Stuart Bell
Faculty Representative: Dr. James King
Athletic Director: Greg Byrne
Nickname: Crimson Tide
Colors: Crimson & White
Stadium: Sewell-Thomas Stadium (5,867)

Team Information

Head Coach: Brad Bohannon
Assistants: Jason Jackson, Matt Reida, Hunter Morris (vol.)
2022 Record: 31-27 (12-17 SEC)

Media Services

Baseball SID: Alex Thompson
Office Phone: (205) 348-6084
E-mail: athompson@ia.ua.edu
Cell Phone: (440) 666-7615
Internet Address: www.rolltide.com

Team History

All-Time Record: 2,719-1,717-24
SEC Record: 983-880-5
SEC Championships: 14 (1934-36, 1938, 1940-42, 1947, 1950, 1955, 1968, 1983, 1996, 2006)
SEC Tournament Appearances: 30 (1981-84, 1986, 1989, 1991, 1993-2000, 2002-03, 2005-11, 2013-16, 21-22)

SEC Tournament Record: 52-48

SEC Tournament Championships: 7 (1983, 1995-97, 1999, 2002-03)

NCAA Regional Appearances: 25 (1947-48, 1950, 1955, 1968, 1983, 1986, 1991, 1995-2000, 2002-04, 2006, 2008-11, 2013-14, 21)

NCAA Regional Championships: 7 (1950, 1983, 1996-97, 1999, 2006, 2010)

Super Regional Appearances: 3 (1999, 2006, 2010)

Super Regional Championships: 1 (1999)

College World Series Appearances: 5 (1950, 1983, 1996-97, 1999)

National Championships: 0

All-Time NCAA Tournament Record: 71-51

2023 Schedule

Date	Opponent	Location
F17	vs. Texas	Arlington, Texas
F18	vs. TCU	Arlington, Texas
F19	vs. Oklahoma State	Arlington, Texas
F21	Grambling	Fayetteville, Ark.
F24	Eastern Illinois	Fayetteville, Ark.
F25	Eastern Illinois	Fayetteville, Ark.
F26	Eastern Illinois	Fayetteville, Ark.
M1	Illinois State	Fayetteville, Ark.
M3	Wright State	Fayetteville, Ark.
M4	Wright State	Fayetteville, Ark.
M5	Wright State	Fayetteville, Ark.
M7	Army	Fayetteville, Ark.
M10	Louisiana Tech	Fayetteville, Ark.
M11	Louisiana Tech	Fayetteville, Ark.
M12	Louisiana Tech	Fayetteville, Ark.
M14	UNLV	Fayetteville, Ark.
M15	UNLV	Fayetteville, Ark.
M17	Auburn*	Fayetteville, Ark.
M18	Auburn*	Fayetteville, Ark.
M19	Auburn*	Fayetteville, Ark.
M21	SE Missouri State	Fayetteville, Ark.
M24	at LSU*	Baton Rouge, La.
M25	at LSU*	Baton Rouge, La.
M26	at LSU*	Baton Rouge, La.
M28	Omaha	Fayetteville, Ark.
M31	Alabama*	Fayetteville, Ark.
A1	Alabama*	Fayetteville, Ark.
A2	Alabama*	Fayetteville, Ark.
A4	Arkansas State	Fayetteville, Ark.
A6	at Ole Miss*	Oxford, Miss.
A7	at Ole Miss*	Oxford, Miss.
A8	at Ole Miss*	Oxford, Miss.
A11	Little Rock	Fayetteville, Ark.
A12	Little Rock	Fayetteville, Ark.
A14	Tennessee*	Fayetteville, Ark.
A15	Tennessee*	Fayetteville, Ark.
A16	Tennessee*	Fayetteville, Ark.
A18	Central Arkansas	Fayetteville, Ark.
A20	at Georgia*	Athens, Ga.
A21	at Georgia*	Athens, Ga.
A22	at Georgia*	Athens, Ga.
A25	at Georgia*	Athens, Ga.
A27	Texas A&M*	Fayetteville, Ark.
A28	Texas A&M*	Fayetteville, Ark.
A29	Texas A&M*	Fayetteville, Ark.
M2	vs. Lipscomb	North Little Rock, Ark.
M5	at Mississippi State*	Starkville, Miss.
M6	at Mississippi State*	Starkville, Miss.
M7	at Mississippi State*	Starkville, Miss.
M12	South Carolina*	Fayetteville, Ark.
M13	South Carolina*	Fayetteville, Ark.
M14	South Carolina*	Fayetteville, Ark.
M18	at Vanderbilt*	Nashville, Tenn.
M19	at Vanderbilt*	Nashville, Tenn.
M20	at Vanderbilt*	Nashville, Tenn.

*SEC Game

Head Coach Dave Van Horn

Hometown: Fullerton, Calif.
Alma Mater: Arkansas (1988)
Born: Sept. 17, 1960
Career Record: 1,068-559 (28th season)
Record at Arkansas: 748-402 (20th season)



2023 Roster

No	Name	Pos.	Ht.	Wt.	Cl.	Hometown / Last School
49	Cody Adcock	RHP	6-4	210	Jr.	Texarkana, Ark. / Arkansas HS / Ole Miss / Crowder College
8	Jace Bohrofen	OF	6-2	205	Jr.	Oklahoma City, Okla. / Westmoore HS / Oklahoma
9	John Bolton	INF	5-10	180	Grad.	Memphis, Tenn. / Memphis University School / Hinds CC / Austin Peay
40	Ben Bybee	RHP	6-6	235	Fr.	Overland Park, Kan. / Blue Valley Southwest HS
6	Caleb Cali	INF	6-3	230	R-Jr.	Montverde, Fla. / Montverde Academy / Florida State / Hillsborough CC / Col. of Central Florida
31	Dylan Carter	RHP	6-2	210	R-So.	Bentonville, Ark. / Bentonville West HS / Crowder College
36	Parker Coil	LHP	6-3	200	Fr.	Edmond, Okla. / Edmond Memorial HS
1	Harold Coll	INF	5-11	190	Jr.	Boston, Mass. / Georgia Premier Academy / San Jacinto College
5	Kendall Diggs	INF/OF	6-0	205	So.	Olathe, Kan. / Saint Thomas Aquinas HS
48	Cooper Dossett	RHP	6-0	190	Fr.	Springdale, Ark. / Har-Ber HS
37	Jake Faherty	RHP	6-3	190	So.	Georgetown, Ky. / Great Crossing HS
38	Sean Fitzpatrick	LHP	6-0	165	Fr.	Spring, Texas / Concordia Lutheran HS
46	Christian Fouch	RHP	6-3	220	Fr.	Littleton, Colo. / Chatfield HS
28	Koty Frank	RHP	6-2	220	Grad.	Tushka, Okla. / Tushka HS / Eastern Oklahoma State College / Nebraska
34	Nick Griffin	LHP	6-4	195	R-So.	Monticello, Ark. / Monticello HS
21	Hunter Grimes	INF/OF	6-1	185	R-Jr.	Kerrville, Texas / Tivy HS / UTSA / McLennan CC
39	Hunter Hollan	LHP	6-5	200	Jr.	Hallsville, Texas / Spring Hill HS / San Jacinto College
24	Peyton Holt	INF	5-10	205	Jr.	Greenwood, Ark. / Greenwood HS / Crowder College
35	Jordan Huskey	LHP	5-10	185	Fr.	Quitman, Ark. / Greenbrier HS
55	Josh Hyneman	RHP	6-4	245	Fr.	Jonesboro, Ark. / Jonesboro HS
13	Jayson Jones	INF	6-2	225	Fr.	Savannah, Texas / Braswell HS
12	Tavian Josenberger	OF	6-0	185	Jr.	Kansas City, Mo. / Park Hill HS / Kansas
43	Cal Kilgore	C	6-1	185	So.	Overland Park, Kan. / Blue Valley Southwest HS / New Mexico State
29	Austin Ledbetter	RHP	6-1	190	So.	Bryant, Ark. / Bryant HS
41	Will McEntire	RHP	6-4	240	R-Jr.	Bryant, Ark. / Bryant HS
15	Ben McLaughlin	INF	6-3	200	Jr.	Golden, Colo. / Golden HS / Hutchinson CC
32	Zack Morris	LHP	6-3	225	Sr.	Cabot, Ark. / Cabot HS
26	Mason Neville	OF	6-3	200	Fr.	Las Vegas, Nev. / Basic HS
16	Hudson Polk	C	6-1	205	Jr.	Coppell, Texas / Coppell HS / Oklahoma
18	Reese Robinett	INF	6-3	215	Fr.	Kennett, Mo. / Kennett HS
44	Parker Rowland	C	6-3	215	Jr.	Tulsa, Okla. / Bishop Kelley HS / Ark. St. / Eastern Okla. St. Coll.
17	Brady Slavens	INF	6-3	205	Sr.	Olathe, Kan. / Olathe Northwest HS / Wichita St. / Johnson County CC
33	Hagen Smith	LHP	6-3	215	So.	Bullard, Texas / Bullard HS
10	Peyton Stovall	INF	5-11	195	So.	Houghton, La. / Houghton HS
25	Brady Tygart	RHP	6-2	205	So.	Hernando, Miss. / Lewisburg HS
3	Isaac Webb	INF/OF	5-11	165	Jr.	Collinsville, Okla. / Collinsville HS / Eastern Okla. St. Coll.
11	Jared Wegner	OF	6-0	220	Grad.	Kearney, Neb. / Kearney HS / Creighton
22	Jaxon Wiggins	RHP	6-6	225	Jr.	Roland, Okla. / Roland HS
45	Gage Wood	RHP	6-0	210	Fr.	Batesville, Ark. / Batesville HS

Quick Facts

Location: Fayetteville, Ark.
Founded: 1871
Enrollment: 29,068
Chancellor: Dr. Charles Robinson
Faculty Representative: Gerald Jordan
Athletic Director: Hunter Yurachek
Nickname: Razorbacks
Colors: Cardinal and White
Stadium: Baum Stadium at George Cole Field (10,737)

Team Information

Head Coach: Dave Van Horn
Assistants: Nate Thompson, Matt Hobbs, Bobby Wernes (vol.)
2022 Record: 46-21 (18-12 SEC)

Media Services

Baseball SID: Oliver Grigg
Office Phone: (479) 575-7430
E-mail: ogrigg@uark.edu
Cell Phone: (479) 502-6577
Internet Address: www.ArkansasRazorbacks.com

Team History

All-Time Record: 2,349-1,443-6
SEC Record: 457-413
SEC Championships: 3 (1999, 2004, 2021)
SEC Tournament Appearances: 26 (1992-99, 2002-07, 2009-15, 2017-19, 21-22)
SEC Tournament Record: 38-44
SEC Tournament Championships: 1 (2021)

NCAA Regional Appearances: 32 (1973, 1979-80, 1983, 1985-90, 1995-96, 1998-99, 2002-15, 2017-19, 21-22)
NCAA Regional Championships: 13 (1979, 1985, 1987, 1989, 2002-04, 09-10, 2012, 2015, 2018-19, 21-22)
Super Regional Appearances: 10 (2002-04, 2009-10, 2012, 2015, 2018-19, 21-22)
Super Regional Championships: 6 (2004, 2009, 2012, 2018, 2019, 22)
College World Series Appearances: 11 (1979, 1985, 1987, 1989, 2004, 2009, 2012, 2015, 2018, 2019, 2021)
National Championships: 0
All-Time NCAA Tournament Record: 99-75



AUBURN

2023 Schedule

Date	Opponent	Location
F17	Indiana	Auburn, Ala.
F18	Indiana	Auburn, Ala.
F19	Indiana	Auburn, Ala.
F21	vs. North Alabama	Huntsville, Ala.
F24	at Southern Cal	Los Angeles, Calif.
F25	at Southern Cal	Los Angeles, Calif.
F26	at Southern Cal	Los Angeles, Calif.
M1	Florida A&M	Auburn, Ala.
M3	Lipscomb	Auburn, Ala.
M4	Lipscomb	Auburn, Ala.
M5	Lipscomb	Auburn, Ala.
M7	UAB	Auburn, Ala.
M8	at Jacksonville State	Jacksonville, Ala.
M10	SE Louisiana	Auburn, Ala.
M11	SE Louisiana	Auburn, Ala.
M12	SE Louisiana	Auburn, Ala.
M14	Georgia Tech	Auburn, Ala.
M17	at Arkansas*	Fayetteville, Ark.
M18	at Arkansas*	Fayetteville, Ark.
M19	at Arkansas*	Fayetteville, Ark.
M21	vs. South Alabama	Montgomery, Ala.
M23	Georgia*	Auburn, Ala.
M24	Georgia*	Auburn, Ala.
M25	Georgia*	Auburn, Ala.
M28	North Alabama	Auburn, Ala.
M31	at Florida*	Gainesville, Fla.
A1	at Florida*	Gainesville, Fla.
A2	at Florida*	Gainesville, Fla.
A4	at UAB	Birmingham, Ala.
A6	Texas A&M*	Auburn, Ala.
A7	Texas A&M*	Auburn, Ala.
A8	Texas A&M*	Auburn, Ala.
A11	at Georgia Tech	Atlanta, Ga.
A14	at Alabama*	Tuscaloosa, Ala.
A15	at Alabama*	Tuscaloosa, Ala.
A16	at Alabama*	Tuscaloosa, Ala.
A18	Samford	Auburn, Ala.
A21	Mississippi State*	Auburn, Ala.
A22	Mississippi State*	Auburn, Ala.
A23	Mississippi State*	Auburn, Ala.
A25	Troy	Auburn, Ala.
A28	at South Carolina*	Columbia, S.C.
A29	at South Carolina*	Columbia, S.C.
A30	at South Carolina*	Columbia, S.C.
M5	LSU*	Auburn, Ala.
M6	LSU*	Auburn, Ala.
M7	LSU*	Auburn, Ala.
M9	vs. Samford	Hoover, Ala.
M11	at Ole Miss*	Oxford, Miss.
M12	at Ole Miss*	Oxford, Miss.
M13	at Ole Miss*	Oxford, Miss.
M16	Jacksonville State	Auburn, Ala.
M18	Missouri*	Auburn, Ala.
M19	Missouri*	Auburn, Ala.
M20	Missouri*	Auburn, Ala.

*SEC Game

Head Coach Butch Thompson

Hometown: Aberdeen, Miss.
Alma Mater: Birmingham Southern (1992)
Born: Dec. 15, 1970
Career Record: 261-176 (Ninth season)
Record at Auburn: 222-164 (Eighth season)



2023 Roster

No	Name	Pos.	Ht.	Wt.	Cl.	Hometown / Last School
46	Chase Allsup	RHP	6-1	238	So.	Dothan, Ala. / Dothan
41	John Armstrong	RHP	5-11	208	So.	Marietta, Ga. / Harrison
25	Tanner Bauman	LHP	6-4	208	Jr.	Jacksonville, Fla. / Atlantic Coast
31	Mike Bello	OF	6-0	203	So.	Oak Ridge, N.J. / Pope John XXIII
34	Ben Bosse	RHP	6-0	200	So.	Brenham, Texas / Brenham
28	Elliott Bray	RHP	6-0	219	Fr.	Hartselle, Ala. / Hartselle
33	Will Cannon	RHP	6-1	187	So.	Orange Park, Fla. / Central
23	Parker Carlson	RHP	6-1	184	So.	Mobile, Ala. / Faith Academy
54	Konner Copeland	LHP	6-2	185	Sr.	Mobile, Ala. / Saraland
77	Zach Crotchfelt	LHP	6-3	210	Fr.	Jackson, N.J. / Jackson Memorial
6	Ryan Dyal	C	5-10	197	R-Jr.	Senoia, Ga. / East Coweta
7	Cole Foster	IF	6-1	193	Jr.	Plano, Texas / Plano Senior
45	Joseph Gonzalez	RHP	6-4	233	Jr.	Humacao, P.R. / Leadership Christian Academy
1	Caden Green	IF	5-11	164	Jr.	Tulsa, Okla. / Berryhill
2	Josh Hall	OF	5-9	174	R-Sr.	Homewood, Ala. / Homewood
29	Christian Herberholz	RHP	5-11	197	R-Jr.	Scottsboro, Ala. / Scottsboro
16	Cam Hill	IF	6-4	219	Jr.	Madison, Ala. / Bob Jones
36	Jackson Hilton	LHP	6-4	231	Fr.	Columbus, Ga. / St. Anne-Pacelli
17	Trevor Horne	RHP	6-3	203	R-Fr.	Phenix City, Ala. / Glenwood Academy
5	Kason Howell	OF	6-0	180	5th	Argyle, Texas / Liberty Christian
18	Ike Irish	C	6-2	202	Fr.	Hudsonville, Mich. / St. Mary's Prep
43	Chase Isbell	RHP	6-2	210	Sr.	Springville, Ala. / Springville
47	Cameron Keshock	RHP	6-6	214	Fr.	Spanish Fort, Ala. / Spanish Fort
14	Justin Kirby	OF	5-11	203	Gr.	Alpharetta, Ga. / Alpharetta
37	Mason Land	IF	5-10	181	Sr.	Cantonment, Fla. /
24	Nate LaRue	C	6-3	223	Sr.	Mobile, Ala. / McGill-Toolen
51	Ty Mauldin	IF	6-0	196	Jr.	Trussville, Ala. / Hewitt-Trussville
26	Cooper McMurray	IF	6-3	258	R-So.	Tulsa, Okla. / Bishop Kelley
11	Gavin Miller	IF	5-11	192	Fr.	Oakdale, Pa. / West Allegheny
9	Brody Moss	IF	5-11	183	So.	Helena, Ala. / Helena
22	Hayden Murphy	RHP/IF	6-3	185	Fr.	Chula, Ga. / Tiftarea Academy
12	Drew Nelson	LHP/OF	5-11	198	Fr.	Troy, Ala. / Pike Liberal Arts
44	Ryan Olson	RHP	6-1	206	Fr.	Auburn, Ala. / Auburn
27	Bobby Peirce	OF	6-0	183	R-Sr.	Scottsdale, Ariz. / Arcadia
19	Caleb Pittman	RHP	6-1	180	Fr.	Hartselle, Ala. / Hartselle
13	Ben Schorr	RHP	6-0	201	R-So.	Columbus, Ga. / Columbus
20	Tommy Sheehan	LHP	6-0	210	6th	Brielle, N.J. /
3	Chris Stanfield	OF	6-1	189	Fr.	Tallahassee, Fla. / Chiles
21	Will Turner	LHP	5-10	180	Fr.	Hartselle, Ala. / Hartselle
49	Tommy Vail	LHP	6-0	195	6th	Seattle, Wash. / Bishop Blanchet
50	Alex Wade	OF	6-2	186	Fr.	Decatur, Ala. / Madison Academy
8	Bryson Ware	IF/OF	6-2	211	Sr.	Madison, Miss. / Germantown
10	Brody Wortham	IF	6-1	187	Gr.	Wedowee, Ala. / Randolph County
4	Carter Wright	C	6-0	195	Jr.	Blairsville, Ga. / Union County

Quick Facts

Location: Auburn, Ala.
Founded: 1856
Enrollment: 31,526
President: Dr. Christopher Roberts
Faculty Representative: Dr. Beverly Marshall
Athletic Director: John Cohen
Nickname: Tigers
Colors: Burnt Orange and Navy Blue
Stadium: Samford Stadium-Hitchcock Field at Plainsman Park

Team Information

Head Coach: Butch Thompson
Assistants: Karl Nonemaker, Gabe Gross, Daron Schoenrock (vol.)
2022 Record: 43-22 (16-13 SEC)

Media Services

Baseball SID: George Nunnelley
Office Phone: (334) 844-9656
E-mail: gnunnelley@auburn.edu
Cell Phone: (502) 609-9982
Internet Address: www.AuburnTigers.com

Team History

All-Time Record: 2,562-1,731-33
SEC Record: 941-884-3
SEC Championships: 6 (1937, 1958, 1963, 1967, 1976, 1978)
SEC Tournament Appearances: 29 (1978, 1980, 1986-95, 1997-2003, 2010-13, 2015, 2017-19,

21-22)

SEC Tournament Record: 35-52

SEC Tournament Championships: 3 (1978, 1989, 1998)

NCAA Regional Appearances: 23 (1963, 1967, 1976, 1978, 1987, 1989, 1993-95, 1997-2003, 2005, 2010, 2015, 2017-19, 22)

NCAA Regional Championships: 7 (1967, 1976, 1994, 1997, 1999, 2018-19, 22)

Super Regional Appearances: 4 (1999, 2018-19, 22)

Super Regional Championships: 2 (2019, 22)

College World Series Appearances: 6 (1967, 1976, 1994, 1997, 2019, 2022)

National Championships: 0

All-Time NCAA Tournament Record: 59-51 (.536)

2023 Schedule

Date	Opponent	Location
F17	Charleston Southern	Gainesville, Fla.
F18	Charleston Southern	Gainesville, Fla.
F19	Charleston Southern	Gainesville, Fla.
F21	at South Florida	Tampa, Fla.
F22	South Florida	Gainesville, Fla.
F24	Cincinnati	Gainesville, Fla.
F25	Cincinnati	Gainesville, Fla.
F26	Cincinnati	Gainesville, Fla.
F28	at Jacksonville	Jacksonville, Fla.
M1	Jacksonville	Gainesville, Fla.
M3	Miami	Gainesville, Fla.
M4	Miami	Gainesville, Fla.
M5	Miami	Gainesville, Fla.
M7	Florida Atlantic	Gainesville, Fla.
M8	Florida Atlantic	Gainesville, Fla.
M10	Siena	Gainesville, Fla.
M11	Siena	Gainesville, Fla.
M12	Siena	Gainesville, Fla.
M14	North Florida	Gainesville, Fla.
M16	Alabama*	Gainesville, Fla.
M17	Alabama*	Gainesville, Fla.
M18	Alabama*	Gainesville, Fla.
M21	at Florida State	Tallahassee, Fla.
M24	at Ole Miss*	Oxford, Miss.
M25	at Ole Miss*	Oxford, Miss.
M26	at Ole Miss*	Oxford, Miss.
M28	vs. Florida State	Jacksonville, Fla.
M31	Auburn*	Gainesville, Fla.
A1	Auburn*	Gainesville, Fla.
A2	Auburn*	Gainesville, Fla.
A4	Bethune-Cookman	Gainesville, Fla.
A6	at Tennessee*	Knoxville, Tenn.
A7	at Tennessee*	Knoxville, Tenn.
A8	at Tennessee*	Knoxville, Tenn.
A11	Florida State	Gainesville, Fla.
A14	Georgia*	Gainesville, Fla.
A15	Georgia*	Gainesville, Fla.
A16	Georgia*	Gainesville, Fla.
A18	Florida A&M	Gainesville, Fla.
A20	at South Carolina*	Columbia, S.C.
A21	at South Carolina*	Columbia, S.C.
A22	at South Carolina*	Columbia, S.C.
A25	North Florida	Gainesville, Fla.
A28	Missouri*	Gainesville, Fla.
A29	Missouri*	Gainesville, Fla.
A30	Missouri*	Gainesville, Fla.
M5	at Texas A&M*	B-CS, Texas
M6	at Texas A&M*	B-CS, Texas
M7	at Texas A&M*	B-CS, Texas
M12	Vanderbilt*	Gainesville, Fla.
M13	Vanderbilt*	Gainesville, Fla.
M14	Vanderbilt*	Gainesville, Fla.
M18	at Kentucky*	Lexington, Ky.
M19	at Kentucky*	Lexington, Ky.
M20	at Kentucky*	Lexington, Ky.

*SEC Game

Head Coach Kevin O'Sullivan

Hometown: Jupiter, Fla.
Alma Mater: Virginia (1991)
Born: Dec. 27, 1968
Career Record: 627-302 (16th season)
Record at Florida: Same



2023 Roster

No	Name	Pos.	Ht.	Wt.	Cl.	Hometown / Last School
55	Philip Abner	LHP	6-1	230	So.	Charlotte, N.C. / Charlotte Christian
9	Salvy Alvarez	C	5-10	185	Fr.	Miami, Fla. / Montverde Academy
47	Chris Arroyo	LHP/OF	6-2	220	Fr.	Gurabo, Puerto Rico / Marjory Stoneman Douglas
33	Erik Blair	OF	5-11	190	Fr.	Ft. Lauderdale, Fla. / American Heritage
66	Max Brown	OF	6-2	200	Fr.	Tulsa, Okla. / Lincoln Christian
14	Jac Caglianone	LHP/1B	6-5	245	So.	Tampa, Fla. / Plant
20	Jake Clemente	RHP	6-3	225	Fr.	Coral Springs, Fla. / Marjory Stoneman Douglas
18	Pierce Coppola	LHP	6-8	240	So.	Verona, N.J. / Verona
2	Ty Evans	OF	6-2	220	So.	Auburndale, Fla. / Lakeland Christian
23	Deric Fabian	INF	6-3	190	So.	Ocala, Fla. / North Marion
46	Nick Ficarrotta	RHP	6-3	190	RS So.*	Palm Harbor, Fla. / Palm Harbor University
49	Carsten Finnfold	LHP	6-1	190	So.	Boca Raton, Fla. / American Heritage
3	Cade Fisher	LHP	6-4	215	Fr.	Dalton, Ga. / Northwest Whitfield County
5	Colby Halter	INF	6-1	205	Jr.	Jacksonville, Fla. / Bishop Kenny
26	Clete Hartzog	RHP	6-0	175	Jr.*	Panama City, Fla. / Mosley (Wallace CC-Dothan)
28	Luke Heyman	C	6-4	210	Fr.	Longwood, Fla. / Lake Brantley
27	Fisher Jameson	RHP	6-5	220	So.	Lake Worth, Fla. / Park Vista
4	Cade Kurland	INF	5-11	190	Fr.	Tampa, Fla. / Berkeley Prep
36	Wyatt Langford	OF	6-1	220	Jr.	Trenton, Fla. / Trenton
16	Rene Lastres	C	6-3	220	So.	Hialeah Gardens, Fla. / Calvary Christian Academy
22	Brandon Neely	RHP	6-3	210	So.	Seville, Fla. / Spruce Creek
10	Tyler Nesbitt	RHP	6-3	200	RS So.*	LaBelle, Fla. / LaBelle
43	Matt Prevesk	OF	6-3	210	So.	Apopka, Fla. / Apopka
41	Blake Purnell	RHP	6-3	210	RS So.	Boynton Beach, Fla. / St. Thomas Aquinas
15	BT Riopelle	C	6-0	215	Sr.	Marietta, Ga. / Lassiter (Coastal Carolina)
24	Josh Rivera	INF	6-2	215	Jr.*	Avon Park, Fla. / IMG Academy
11	Michael Robertson	OF	6-2	190	RS Fr.	Venice, Fla. / Venice
25	Richie Schiekofer	OF	6-0	180	Gr.	Millburn, N.J. / Millburn (Rutgers)
6	Tyler Shelnut	INF	6-2	190	Jr.	Lake City, Fla. / Fort White (Santa Fe CC)
13	Ryan Slater	RHP	6-3	190	RS So.	Palm Harbor, Fla. / East Lake
21	Sam Sloan	RHP	6-3	200	RS Fr.	Bartow, Fla. / Lakeland
8	Brandon Sproat	RHP	6-3	215	Jr.*	Pace, Fla. / Pace
32	Tucker Talbott	OF	6-2	185	RS So.*	Atlantic Beach, Fla. / Providence School
17	Yoel Tejada Jr.	RHP/1B	6-8	215	Fr.	Davie, Fla. / North Broward Prep
1	Dale Thomas	INF	5-10	205	Jr.*	De Leon Springs, Fla. / Bishop Moore (Coastal Carolina)
50	Anthony Ursitti	RHP	6-4	215	So.	Fort Myers, Fla. / Canterbury
12	Hurston Waldrep	RHP	6-2	210	Jr.	Thomasville, Ga. / Thomasville (Southern Miss)

Quick Facts

Location: Gainesville, Fla.
Founded: 1853
Enrollment: 60,613
President: Dr. Ben Sasse
Faculty Representative: Dr. Michael Sagas
Athletic Director: Scott Stricklin
Nickname: Gators
Colors: Orange and Blue
Stadium: Florida Ballpark at Alfred A. McKethan Field (7,000)

Team Information

Head Coach: Kevin O'Sullivan
Assistants: Taylor Black, Chuck Jeroloman, David Kopp (vol.)
2022 Record: 42-24 (15-15 SEC)

Media Services

Baseball SID: Sullivan Bortner
Office Phone: (352) 375-4683
E-mail: SullivanB@gators.ufl.edu
Cell Phone: (352) 318-6680
Internet Address: www.FloridaGators.com

Team History

All-Time Record: 2,681-1,650-24
SEC Record: 1059-707-2
SEC Championships: 15 (1952, 1956, 1962, 1981-82, 1984, 1988, 1996, 1998, 2005, 2010-11, 2014, 2017, 2018)
SEC Tournament Appearances: 41 (1977-85, 1987-98, 2000-02, 2004-05, 2007-2019, 21-22)

SEC Tournament Record: 75-69

SEC Tournament Championships: 7 (1981, 1982, 1984, 1988, 1991, 2011, 2015)

NCAA Regional Appearances: 37 (1958, 1960, 1962, 1977, 1979, 1981-82, 1984-85, 1988-89, 1991-92, 1994, 1996-98, 2000-05, 2008-19, 21-22)

NCAA Regional Championships: 14 (1988, 1991, 1996, 1998, 2004-05, 2009-12, 2015-18)

Super Regional Appearances: 10 (2004-05, 2009-12, 2015-18)

Super Regional Championships: 8 (2005, 2010-12, 2015-18)

College World Series Appearances: 12 (1988, 1991, 1996, 1998, 2005, 2010-12, 2015-18)

National Championships: 1

All-Time NCAA Tournament Record: 119-82



GEORGIA

2023 Schedule

Date	Opponent	Location
F17	Jacksonville State	Athens, Ga.
F18	Jacksonville State	Athens, Ga.
F19	Jacksonville State	Athens, Ga.
F24	Princeton	Athens, Ga.
F25	Princeton	Athens, Ga.
F26	Princeton	Athens, Ga.
F28	Presbyterian	Athens, Ga.
M3	Georgia Tech	Athens, Ga.
M4	at Georgia Tech	Atlanta, Ga.
M5	vs. Georgia Tech	Lawrenceville, Ga.
M7	vs. Georgia Southern	North Augusta, S.C.
M8	at Georgia Southern	Statesboro, Ga.
M10	Charleston Southern	Athens, Ga.
M11	Charleston Southern	Athens, Ga.
M12	Charleston Southern	Athens, Ga.
M14	Wofford	Athens, Ga.
M17	South Carolina*	Athens, Ga.
M18	South Carolina*	Athens, Ga.
M19	South Carolina*	Athens, Ga.
M21	vs. Georgia State	Lawrenceville, Ga.
M23	at Auburn*	Auburn, Ala.
M24	at Auburn*	Auburn, Ala.
M25	at Auburn*	Auburn, Ala.
M29	Georgia Southern	Athens, Ga.
M31	at Vanderbilt*	Nashville, Tenn.
A1	at Vanderbilt*	Nashville, Tenn.
A2	at Vanderbilt*	Nashville, Tenn.
A4	at Kennesaw State	Kennesaw, Ga.
A7	Kentucky*	Athens, Ga.
A8	Kentucky*	Athens, Ga.
A9	Kentucky*	Athens, Ga.
A11	Clemson	Athens, Ga.
A14	at Florida*	Gainesville, Fla.
A15	at Florida*	Gainesville, Fla.
A16	at Florida*	Gainesville, Fla.
A18	at Clemson	Clemson, S.C.
A20	Arkansas*	Athens, Ga.
A21	Arkansas*	Athens, Ga.
A22	Arkansas*	Athens, Ga.
A25	Georgia State	Athens, Ga.
A28	at Ole Miss*	Oxford, Miss.
A29	at Ole Miss*	Oxford, Miss.
A30	at Ole Miss*	Oxford, Miss.
M2	Kennesaw State	Athens, Ga.
M5	Tennessee*	Athens, Ga.
M6	Tennessee*	Athens, Ga.
M7	Tennessee*	Athens, Ga.
M10	USC Upstate	Athens, Ga.
M12	at Missouri*	Columbia, Mo.
M13	at Missouri*	Columbia, Mo.
M14	at Missouri*	Columbia, Mo.
M16	Western Carolina	Athens, Ga.
M18	LSU*	Athens, Ga.
M19	LSU*	Athens, Ga.
M20	LSU*	Athens, Ga.

*SEC Game

Head Coach Scott Stricklin

Hometown: Athens, Ohio
Alma Mater: Kent State (1995)
Born: Feb. 17, 1972
Career Record: 620-397-1 (19th season)
Record at Georgia: 270-209-1 (10th season)



2023 Roster

No	Name	Pos.	Ht.	Wt.	Cl.	Hometown / Last School
22	Dwight Allen II	OF	6-1	200	R-So.	Milton, Ga.
44	Ben Anderson	OF	6-1	175	Gr.	LaGrange, Ga.
35	Luke Boykin	OF	6-1	189	Fr.	Jesup, Ga.
47	Collin Caldwell	LHP	5-11	199	Jr.	Powder Springs, Ga.
6	Corey Collins	C	6-3	223	Jr.	Suwanee, Ga.
24	Charlie Condon	1B/OF	6-6	208	R-Fr.	Marietta, Ga.
11	Nolan Crisp	RHP	5-9	190	Sr.	Locust Grove, Ga.
28	Will David	INF	6-1	207	Gr.	Atlanta, Ga.
33	Max DeJong	RHP	6-1	219	Jr.	Powder Springs, Ga.
46	Zach DeVito	RHP	6-0	185	Jr.	Lithia, Fla.
4	Jarvis Evans	LHP	6-4	215	Fr.	Buford, Ga.
12	Leighton Finley	RHP/SS	6-5	214	Fr.	Richmond Hill, Ga.
20	Blake Gillespie	RHP	6-1	180	Fr.	Lula, Ga.
29	Charlie Goldstein	LHP	6-1	192	R-Jr.	Alpharetta, Ga.
13	Fernando Gonzalez	C	5-10	199	Jr.	Panama City, Panama
66	Kyle Greenler	RHP	6-3	190	Gr.	Georgetown, Mass.
8	Parks Harber	3B/1B	6-3	217	Jr.	Atlanta, Ga.
15	Matthew Hoskins	RHP	6-2	210	Fr.	Duluth, Ga.
34	Tanner Knowles	INF	5-10	175	Fr.	Perry, Ga.
3	Mason LaPlante	INF	5-10	175	Gr.	Allen, Texas
39	Jonathan Little	INF	5-8	170	Fr.	Tyrone, Ga.
31	Chandler Marsh	RHP	6-4	228	So.	Wellington, Fla.
18	Bryce Melear	RHP	6-2	186	R-Jr.	Evans, Ga.
9	Pace Mercer	RHP	5-11	180	Sr.	Thomasville, Ga.
2	Sebastian Murillo	INF	5-11	195	Jr.	Huntington Beach, Calif.
5	Will Pearson	RHP	6-2	177	Jr.	Watkinsville, Ga.
36	Jake Poindexter	RHP	5-11	181	So.	Chickamauga, Ga.
32	Michael Polk	RHP	6-3	221	Sr.	Milton, Ga.
38	DJ Radtke	RHP/1B	6-3	199	R-Fr.	Marietta, Ga.
30	Dalton Rhadans	RHP	6-4	225	Gr.	Acworth, Ga.
16	Kolten Smith	RHP	6-3	195	Fr.	Ocala, Fla.
7	Garrett Spikes	OF	6-4	209	Jr.	Lawrenceville, Ga.
0	Josh Stinson	OF	6-1	179	R-Jr.	Lawrenceville, Ga.
14	Liam Sullivan	LHP	6-6	245	Jr.	Sandy Springs, Ga.
1	Josh Tate	INF	5-11	167	Fr.	Peachtree City, Ga.
23	Connor Tate	OF	6-3	220	Gr.	Bishop, Ga.
42	Justin Thomas	OF	6-0	180	Fr.	Savannah, Ga.
19	Cole Wagner	1B/LHP	6-1	206	So.	Lewisberry, Penn.
27	Luke Wagner	LHP/OF	6-0	182	Jr.	New Cumberland, Penn.
21	Coleman Willis	RHP	6-7	210	So.	Warner Robins, Ga.
17	Jaden Woods	LHP	6-2	198	Jr.	Warner Robins, Ga.

Quick Facts

Location: Athens, Ga.
Founded: 1785
Enrollment: 40,188
President: Jere W. Morehead
Faculty Representative: David Shipley
Athletic Director: Josh Brooks
Nickname: Bulldogs
Colors: Red & Black
Stadium: Foley Field (2,760)

Team Information

Head Coach: Scott Stricklin
Assistants: Sean Kenny, Scott Daeley, Brock Bennett (vol.)
2022 Record: 36-23 (15-15 SEC)

Media Services

Baseball SID: Christopher Lakos
Office Phone: (706) 542-7994
E-mail: clakos@sports.uga.edu
Cell Phone: (706) 714-2934
Internet Address: www.georgiadogs.com

Team History

All-Time Record: 2,387-1,828-24
SEC Record: 851-967-4
SEC Championships: 6 (1933, 1953-54, 2001, 2004, 2008)
SEC Tournament Appearances: 27 (1978, 1985-90, 1992-95, 2000-02, 2004, 2006, 2008-09, 2012, 2014, 2016-19, 21-22)

SEC Tournament Record: 31-49

SEC Tournament Championships: 0

NCAA Regional Appearances: 14 (1953, 1987, 1990, 1992, 2001-02, 2004, 2006, 2008-09, 2011, 2018-19, 22)

NCAA Regional Championships: 6 (1987, 1990, 2001, 2004, 2006, 2008)

Super Regional Appearances: 4 (2001, 2004, 2006, 2008)

Super Regional Championships: 4 (2001, 2004, 2006, 2008)

College World Series Appearances: 6 (1987, 1990, 2001, 2004, 2006, 2008)

National Championships: 1 (1990)

All-Time NCAA Tournament Record: 53-36 (.596)

2023 Schedule

Date	Opponent	Location
F17	at Elon	Elon, N.C.
F18	at Elon	Elon, N.C.
F19	at Elon	Elon, N.C.
F21	Evansville	Lexington, Ky.
F24	Wright State	Lexington, Ky.
F25	Wright State	Lexington, Ky.
F26	Wright State	Lexington, Ky.
F28	Morehead State	Lexington, Ky.
M3	Indiana State	Lexington, Ky.
M4	Indiana State	Lexington, Ky.
M5	Indiana State	Lexington, Ky.
M7	Murray State	Lexington, Ky.
M8	Ohio	Lexington, Ky.
M10	at Southern Illinois	Carbondale, Ill.
M11	at Southern Illinois	Carbondale, Ill.
M12	at Southern Illinois	Carbondale, Ill.
M14	Indiana	Lexington, Ky.
M17	Mississippi State*	Lexington, Ky.
M18	Mississippi State*	Lexington, Ky.
M19	Mississippi State*	Lexington, Ky.
M21	Eastern Kentucky	Lexington, Ky.
M24	at Alabama*	Tuscaloosa, Ala.
M25	at Alabama*	Tuscaloosa, Ala.
M26	at Alabama*	Tuscaloosa, Ala.
M28	at Western Kentucky	Bowling Green, Ky.
M31	Missouri*	Lexington, Ky.
A1	Missouri*	Lexington, Ky.
A2	Missouri*	Lexington, Ky.
A4	Dayton	Lexington, Ky.
A7	at Georgia*	Athens, Ga.
A8	at Georgia*	Athens, Ga.
A9	at Georgia*	Athens, Ga.
A11	at Louisville	Louisville, Ky.
A13	at LSU*	Baton Rouge, La.
A14	at LSU*	Baton Rouge, La.
A15	at LSU*	Baton Rouge, La.
A18	Xavier	Lexington, Ky.
A21	Texas A&M*	Lexington, Ky.
A22	Texas A&M*	Lexington, Ky.
A23	Texas A&M*	Lexington, Ky.
A25	Louisville	Lexington, Ky.
A28	at Vanderbilt*	Nashville, Tenn.
A29	at Vanderbilt*	Nashville, Tenn.
A30	at Vanderbilt*	Nashville, Tenn.
M5	South Carolina*	Lexington, Ky.
M6	South Carolina*	Lexington, Ky.
M7	South Carolina*	Lexington, Ky.
M9	Tennessee Tech	Lexington, Ky.
M12	at Tennessee*	Knoxville, Tenn.
M13	at Tennessee*	Knoxville, Tenn.
M14	at Tennessee*	Knoxville, Tenn.
M18	Florida*	Lexington, Ky.
M19	Florida*	Lexington, Ky.
M20	Florida*	Lexington, Ky.

*SEC Game

Head Coach Nick Mingione

Hometown: Tarrytown, N.Y.
Alma Mater: Embry-Riddle (2000)
Born: Sept. 10, 1978
Career Record: 176-129 (Seventh season)
Record at Kentucky: Same



2023 Roster

No	Name	Pos.	Ht.	Wt.	Cl.	Hometown / Last School
47	Carson Applegate	INF/RHP	6-0	195	Fr.	Columbus, N.J.
30	Aaron Blum	LHP	6-3	190	Fr.	Cincinnati, Ohio
35	Tyler Bosma	LHP	6-6	235	Gr.	Holland, Mich. / Miami (Ohio)
7	Devin Burkes	C	6-3	210	RS So.	Bradenton, Fla.
8	Isaiah Byars	IF	6-1	190	Sr.	Stone Mountain, Ga. / North Florida
41	Evan Byers	LHP	5-11	180	RS So.	Nicholasville, Ky.
10	Seth Chavez	RHP	6-4	200	Sr.	Pinetop, Ariz. / ETSU/Eastern Arizona College
6	Reuben Church	INF	6-2	240	Jr.	Maryville, Tenn.
23	Magdiel Cotto	LHP	6-4	250	Jr.	Fort Mill, S.C. / South Carolina
31	Alex Degen	RHP	6-8	210	RS Sr.	Readington Township, N.J.
0	Kendal Ewell	OF	6-3	210	Jr.	Calumet City, Ill. / Eastern Kentucky
52	Austin Fawley	C/INF	6-2	195	Fr.	Lantana, Fla.
2	Jase Felker	INF	6-2	175	Sr.	Princeton, Ky. / Rend Lake College
11	Colby Frieda	RHP	6-3	205	So.	St. Johns, Fla.
44	Reed Gannon	LHP	6-3	185	RS Fr.	Minooka, Ill.
1	Ryder Giles	INF/RHP	6-0	180	Sr.	Pinehurst, N.C. / East Carolina
14	Hunter Gilliam	INF	6-2	230	RS Sr.	Farmville, Va. / Longwood University
51	Jackson Gray	OF	6-3	220	Sr.	Wheaton, Ill. / Western Kentucky
24	Ryan Hagenow	RHP	6-5	210	Jr.	Knoxville, Tenn.
22	Patrick Herrera	INF	6-2	170	So.	Mesa, Ariz. / Northwestern
40	Zach Hise	RHP	6-5	220	RS So.	Joliet, Ill. / Missouri
46	Christian Howe	RHP	6-4	185	RS Fr.	Danville, Ky.
42	Tanner Kim	OF	6-0	180	RS Fr.	Knoxville, Tenn.
26	Drew Lafferty	RHP	6-1	200	Fr.	South Park, Pa.
48	Zack Lee	RHP	6-4	200	Sr.	Effingham, Ill.
25	Seth Logue	RHP	6-1	185	Jr.	Mason, Ohio
36	Logan Martin	RHP	6-1	185	Sr.	Cartersville, Ga. / The University of the South
19	Nolan McCarthy	OF	6-0	195	So.	Kalamazoo, Mich.
13	James McCoy	INF	6-4	205	RS Fr.	Dunwoody, Ga.
20	Mason Moore	RHP	6-4	205	So.	Morehead, Ky.
43	Jackson Nove	LHP	6-5	200	So.	Fairfax, Iowa
4	Émilien Pitre	INF	5-11	175	So.	Repentigny, Quebec, Canada
34	Lukas Schramm	OF	6-3	225	Fr.	Apex, N.C.
12	Grant Smith	INF	6-0	180	Sr.	Albuquerque, N.M. / Incarnate Word
28	Hayden Smith	LHP	6-2	190	Fr.	Nicholasville, Ky.
33	Travis Smith	RHP	6-4	200	RS Fr.	Walton, Ky.
9	Chase Stanke	C	6-2	215	Sr.	Sugar Grove, Ill. / Minnesota
16	Austin Strickland	RHP	6-2	210	Jr.	Winchester, Ohio
21	Ryan Waldschmidt	OF/INF	6-1	205	So.	Bradenton, Fla. / Charleston Southern
5	Darren Williams	RHP	6-6	240	Gr.	Maysville, Ky. / Eastern Kentucky

Quick Facts

Location: Lexington, Ky.
Founded: 1865
Enrollment: 31,800
President: Dr. Eli Capilouto
Faculty Representative: Joseph L. Fink
Athletic Director: Mitch Barnhart
Nickname: Wildcats
Colors: Blue and White
Stadium: Kentucky Proud Park (5,000)

Team Information

Head Coach: Nick Mingione
Assistants: Dan Roszel, Will Coggin, Nick Ammirati (vol.)
2022 Record: 33-26 (12-18 SEC)

Media Services

Baseball SID: Matt May
Office Phone: (859) 257-8504
E-mail: matt.may@uky.edu
Cell Phone: (859) 806-7463
Internet Address: www.UKathletics.com

Team History

All-Time Record: 2,015-1,905-25
SEC Record: 772-1,015-8
SEC Championships: 1 (2006)
SEC Tournament Appearances: 23 (1979, 1981, 1987-88, 1991, 1993-96, 1998-2000, 2006, 2008, 2012-14, 2016-18, 21-22)
SEC Tournament Record: 25-39

SEC Tournament Championships: 07 (1981, 1982, 1984, 1988, 1991, 2011, 2015)
NCAA Regional Appearances: 9 (1949, 1950, 1988, 1993, 2006, 2008, 2012, 2014, 2017)
NCAA Regional Championships: 0
Super Regional Appearances: 0
Super Regional Championships: 0
College World Series Appearances: 0
National Championships: 0
All-Time NCAA Tournament Record: 14-18



2023 Schedule

Date	Opponent	Location
F17	Western Michigan	Baton Rouge, La.
F18	Western Michigan	Baton Rouge, La.
F19	Western Michigan	Baton Rouge, La.
F21	Southern	Baton Rouge, La.
F24	vs. Kansas State	Round Rock, Texas
F25	vs. Iowa	Round Rock, Texas
F26	vs. Sam Houston	Round Rock, Texas
F28	at Texas	Austin, Texas
M3	Butler	Baton Rouge, La.
M4	Central Conn. State	Baton Rouge, La.
M5	Central Conn. State	Baton Rouge, La.
M6	Butler	Baton Rouge, La.
M8	Lamar	Baton Rouge, La.
M10	Samford	Baton Rouge, La.
M11	Samford	Baton Rouge, La.
M12	Samford	Baton Rouge, La.
M14	New Orleans	Baton Rouge, La.
M17	at Texas A&M*	B-CS, Texas
M18	at Texas A&M*	B-CS, Texas
M19	at Texas A&M*	B-CS, Texas
M21	Central Arkansas	Baton Rouge, La.
M24	Arkansas*	Baton Rouge, La.
M25	Arkansas*	Baton Rouge, La.
M26	Arkansas*	Baton Rouge, La.
M28	Grambling	Baton Rouge, La.
M30	Tennessee*	Baton Rouge, La.
M31	Tennessee*	Baton Rouge, La.
A1	Tennessee*	Baton Rouge, La.
A4	Nicholls	Baton Rouge, La.
A6	at South Carolina*	Columbia, S.C.
A7	at South Carolina*	Columbia, S.C.
A8	at South Carolina*	Columbia, S.C.
A11	at Tulane	New Orleans, La.
A13	Kentucky*	Baton Rouge, La.
A14	Kentucky*	Baton Rouge, La.
A15	Kentucky*	Baton Rouge, La.
A18	UL-Lafayette	Baton Rouge, La.
A21	at Ole Miss*	Oxford, Miss.
A22	at Ole Miss*	Oxford, Miss.
A23	at Ole Miss*	Oxford, Miss.
A25	Nicholls	Baton Rouge, La.
A28	Alabama*	Baton Rouge, La.
A29	Alabama*	Baton Rouge, La.
A30	Alabama*	Baton Rouge, La.
M2	at SE Louisiana	Hammond, La.
M5	at Auburn*	Auburn, Ala.
M6	at Auburn*	Auburn, Ala.
M7	at Auburn*	Auburn, Ala.
M9	Northwestern State	Baton Rouge, La.
M12	Mississippi State*	Baton Rouge, La.
M13	Mississippi State*	Baton Rouge, La.
M14	Mississippi State*	Baton Rouge, La.
M16	McNeese State	Baton Rouge, La.
M18	at Georgia*	Athens, Ga.
M19	at Georgia*	Athens, Ga.
M20	at Georgia*	Athens, Ga.

*SEC Game

Head Coach Jay Johnson

Hometown: Oroville, Calif.
Alma Mater: Point Loma Nazarene (2001)
Born: April 20, 1977
Career Record: 357-192 (11th season)
Record at LSU: 40-22 (Second season)



2023 Roster

No	Name	Pos.	Ht.	Wt.	Cl.	Hometown / Last School
30	Nate Ackenhausen	LHP	6-2	240	So.	Owasso, Okla. / Owasso HS / Eastern Oklahoma State CC
45	Kaleb Applebey	RHP	6-7	220	So.	Mount Carmel, Ill. / Mount Carmel HS / Wabash Valley CC
24	Cade Beloso	1B	6-0	216	Gr.	New Orleans, La. / John Curtis HS
0	Jason Bollman	RHP	6-2	185	RS Jr.	Peoria, Ill. / Dunlap HS / Wabash Valley CC
14	Nic Bronzini	LHP	6-3	238	Fr.	San Ramon, Calif. / California HS
29	Micah Bucknam	RHP	6-2	190	Fr.	Abbotsford, B.C., Canada / Mennonite Educational Institute
49	Javen Coleman	LHP	6-2	173	RS So.	Richmond, Texas / Home Schooled
21	Bryce Collins	RHP	6-0	180	RS Jr.	Valencia, Calif. / Hart HS / Arizona
38	Riley Cooper	LHP	6-2	264	Jr.	Fresno, Calif. / Clovis North HS / Arizona
3	Dylan Crews	OF	6-0	203	Jr.	Longwood, Fla. / Lake Mary HS
8	Gavin Dugas	OF/INF	5-10	204	Gr.	Houma, La. / Houma Christian HS
17	Samuel Dutton	RHP	5-11	185	So.	Southside, Ala. / Westbrook Christian HS
43	Garrett Edwards	RHP	6-5	195	Jr.	Pitkin, La. / Pitkin HS
9	Ty Floyd	RHP	6-2	194	Jr.	Rockmart, Ga. / Rockmart HS
33	Ethan Frey	C/1B	6-5	215	Fr.	Leesville, La. / Rosepine HS
1	Gavin Guidry	INF	6-2	182	Fr.	Lake Charles, La. / Barbe HS
48	Will Hellmers	RHP	6-4	203	Jr.	Metairie, La. / Jesuit HS
35	Griffin Herring	LHP	6-2	197	Fr.	Southlake, Texas / California HS
26	Thatcher Hurd	RHP	6-4	200	So.	Manhattan Beach, Calif. / Mira Costa HS / UCLA
6	Brayden Jobert	OF	6-1	215	RS Jr.	Slidell, La. / Northshore HS / Nicholls/Delgado CC
22	Jared Jones	C/1B	6-4	230	Fr.	Marietta, Ga. / Walton HS
28	Paxton Kling	OF	6-2	210	Fr.	Roaring Springs, Pa. / Central HS
99	Christian Little	RHP	6-4	210	Jr.	St. Louis, Mo. / Christian Brothers College / Vanderbilt
53	Jack Merrifield	INF	6-2	189	5th-year Sr.	Prairieville, La. / Dutchtown HS / LSU-Eunice
7	Alex Milazzo	C	5-10	190	RS Jr.	Zachary, La. / Zachary HS
32	Aiden Moffett	RHP	6-3	240	Fr.	Mount Olive, Miss. / Taylorsville HS
44	Blake Money	RHP	6-7	240	Jr.	Spring Hill, Tenn. / Summit HS
18	Tre' Morgan	1B/OF	6-1	191	Jr.	New Orleans, La. / Brother Martin HS
16	Brady Neal	C	5-10	180	Fr.	Tallahassee, Fla. / IMG Academy
5	Ben Nippolt	INF	5-11	175	Jr.	St. Paul, Minn. / Mounds Park Academy / VCU
27	Jaden Noot	RHP	6-4	235	Fr.	Oak Park, Calif. / Sierra Canyon HS
13	Mic Paul	OF	5-10	175	Fr.	Salt Lake City, Utah / Olympus HS
11	Josh Pearson	OF	5-10	195	So.	West Monroe, La. / West Monroe HS
41	DJ Primeaux	LHP	5-10	184	Fr.	Baton Rouge, La. / Central HS
39	Zeb Ruddell	OF	6-1	195	Fr.	Monroe, La. / Neville HS
34	Chase Shores	RHP	6-8	250	Fr.	Midland, Texas / Lee HS
20	Paul Skenes	RHP/UT	6-6	235	Jr.	Lake Forest, Calif. / El Toro HS / Air Force
23	Josh Stevenson	OF	6-1	195	So.	Youngsville, La. / St. Thomas More HS
50	Grant Taylor	RHP	6-3	220	So.	Florence, Ala. / Florence HS
4	Jordan Thompson	INF	6-1	176	Jr.	Chula Vista, Calif. / Helix HS
25	Hayden Travinski	C	6-3	218	RS Jr.	Shreveport, La. / Airline HS
47	Tommy White	3B	6-0	242	So.	St. Pete Beach, Fla. / IMG Academy / NC State

Quick Facts

Location: Baton Rouge, La.
Founded: 1860
Enrollment: 30,987
President: William F. Tate IV
Faculty Representative: Dr. Bill Demastes
Athletic Director: Scott Woodward
Nickname: Fighting Tigers
Colors: Purple and Gold
Stadium: Alex Box Stadium, Skip Bertman Field (10,326)

Team Information

Head Coach: Jay Johnson
Assistants: Wes Johnson, Josh Jordan, Marc Wanaka (vol.)
2022 Record: 40-22 (17-13 SEC)

Media Services

Baseball SID: Bill Franques
Office Phone: (225) 578-2527
E-mail: wfranqu@lsu.edu
Cell Phone: (225) 241-4359
Internet Address: www.LSUsports.net

Team History

All-Time Record: 2,719-1,677-31
SEC Record: 1,015-812-9
SEC Championships: 17 (1939-43-46-61-75-86-90-91-92-93-96-97-2003-09-12-15-17)
SEC Tournament Appearances: 36 (1979-85-86-87-88-89-90-91-92-93-94-95-96-97-98-99-2000-01-02-03-04-05-06-08-09-10-12-13-14-15-16-17-18-19, 21-22)

SEC Tournament Record: 88-46

SEC Tournament Championships: 12 (1986-90-92-93-94-2000-08-09-10-13-14-17)

NCAA Regional Appearances: 34 (1975-85-86-87-89-90-91-92-93-94-95-96-97-98-99-2000-01-02-03-04-05-08-09-10-12-13-14-15-16-17-18-19, 21-22)

NCAA Regional Championships: 25 (1986-87-89-90-91-93-94-96-97-98-99-2000-01-02-03-04-08-09-12-13-15-16-17-19, 21)

Super Regional Appearances: 13 (1999-2000-01-02-03-04-08-09-12-13-15-16-17-19)

Super Regional Championships: 8 (2000-03-04-08-09-13-15-17)

College World Series Appearances: 18 (1986-87-89-90-91-93-94-96-97-98-2000-03-04-08-09-13-15-17)

National Championships: 6 (1991-93-96-97-2000-09)

All-Time NCAA Tournament Record: 163-70

2023 Schedule

Date	Opponent	Location
F17	Delaware	Oxford, Miss.
F18	Delaware	Oxford, Miss.
F19	Delaware	Oxford, Miss.
F21	Arkansas State	Oxford, Miss.
F24	Maryland	Oxford, Miss.
F25	Maryland	Oxford, Miss.
F26	Maryland	Oxford, Miss.
F28	Louisiana Tech	Oxford, Miss.
M1	Louisiana Tech	Oxford, Miss.
M3	vs. Maryland	Minneapolis, Minn.
M4	vs. Minnesota	Minneapolis, Minn.
M5	vs. Nebraska	Minneapolis, Minn.
M7	Southern Miss	Oxford, Miss.
M10	Purdue	Oxford, Miss.
M11	Purdue	Oxford, Miss.
M12	Purdue	Oxford, Miss.
M14	at Jacksonville State	Jacksonville, Ala.
M16	at Vanderbilt*	Nashville, Tenn.
M17	at Vanderbilt*	Nashville, Tenn.
M18	at Vanderbilt*	Nashville, Tenn.
M21	Arkansas Pine Bluff	Oxford, Miss.
M24	Florida*	Oxford, Miss.
M25	Florida*	Oxford, Miss.
M26	Florida*	Oxford, Miss.
M28	vs. Southern Miss	Pearl, Miss.
M31	at Texas A&M*	B-CS, Texas
A1	at Texas A&M*	B-CS, Texas
A2	at Texas A&M*	B-CS, Texas
A4	at Memphis	Memphis, Tenn.
A6	Arkansas*	Oxford, Miss.
A7	Arkansas*	Oxford, Miss.
A8	Arkansas*	Oxford, Miss.
A11	Memphis	Oxford, Miss.
A12	Alcorn State	Oxford, Miss.
A14	at Mississippi State*	Starkville, Miss.
A15	at Mississippi State*	Starkville, Miss.
A16	at Mississippi State*	Starkville, Miss.
A18	at Arkansas State	Jonesboro, Ark.
A21	LSU*	Oxford, Miss.
A22	LSU*	Oxford, Miss.
A23	LSU*	Oxford, Miss.
A25	vs. Mississippi State	Pearl, Miss.
A28	Georgia*	Oxford, Miss.
A29	Georgia*	Oxford, Miss.
A30	Georgia*	Oxford, Miss.
M2	Little Rock	Oxford, Miss.
M4	at Missouri*	Columbia, Mo.
M5	at Missouri*	Columbia, Mo.
M6	at Missouri*	Columbia, Mo.
M11	Auburn*	Oxford, Miss.
M12	Auburn*	Oxford, Miss.
M13	Auburn*	Oxford, Miss.
M16	Austin Peay	Oxford, Miss.
M18	at Alabama*	Tuscaloosa, Ala.
M19	at Alabama*	Tuscaloosa, Ala.
M20	at Alabama*	Tuscaloosa, Ala.

*SEC Game

Head Coach Mike Bianco

Hometown: Seminole, Fla.
Alma Mater: LSU (1989)
Born: May 3, 1967
Career Record: 954-556-1 (26th season)
Record at Ole Miss: 854-485-1 (23rd season)



2023 Roster

No	Name	Pos.	Ht.	Wt.	Cl.	Hometown / Last School
12	Kemp Alderman	OF/C	6-3	250	Jr.	Decatur, Miss. / Newton County Academy
6	Reagan Burford	IF	6-0	195	Jr.	Germantown, Tenn. / St. Georges Independent Northwest Florida State
20	Anthony Calarco	IF	6-4	235	Sr.	Wilmette, Ill. / New Trier / Northwestern
1	Peyton Chatagnier	IF	5-10	180	Sr.*	Cypress, Texas / Cy-Fair
29	Brady Disbro	RHP	6-2	215	Fr.	Dana Point, Calif. / Capistrano Valley
39	Jack Dougherty	RHP	6-4	215	Jr.	Collierville, Tenn. / Collierville
26	Hunter Elliott	LHP	6-3	205	So.	Tupelo, Miss. / Tupelo
48	Nathan Fink	OF	6-4	225	Fr.	Charlottesville, Va. / IMG Academy
35	Will Furniss	IF	6-4	245	Fr.	Nacogdoches, Tex. / Nacogdoches
38	Patrick Galle	RHP	6-2	200	Fr.	Biloxi, Miss. / Biloxi
8	Bo Gatlin	IF	5-11	195	Jr.	Oxford, Miss. / Oxford / Meridian CC
7	Jacob Gonzalez	IF	6-2	200	Jr.	Glendora, Calif. / Glendora
10	Ethan Groff	OF	6-0	200	Sr.	Orlando, Fla. / Trinity Preparatory / Tulane
2	Calvin Harris	C/OF	6-0	205	Jr.	Peosta, Iowa / Western Dubuque
22	Tommy Henninger	RHP	6-2	205	Jr.	Louisville, Ky. / Eastern / John A. Logan College
46	Brayden Jones	RHP	6-0	200	Fr.	Madison, Miss. / Madison-Ridgeland Academy
43	Cole Ketchum	RHP	6-1	205	Fr.	West Point, Miss. / Heritage Academy
24	Jackson Kimbrell	LHP	6-1	200	Sr.*	Birmingham, Ala. / Oak Mountain
17	John Kramer	OF	6-1	225	So.	Wildwood, Mo. / Lafayette
9	Ethan Lege	IF	6-1	215	Jr.	Abbeville, La. / Vermilion Catholic / Delgado CC
34	Riley Maddox	RHP	6-1	210	So.	Pearl, Miss. / Jackson Prep
23	Josh Mallitz	RHP	6-3	215	Jr.	Tampa, Fla. / Tampa Jesuit
90	Tyhone Malone	IF	6-4	315	So.	Jamesburg, N.J. / Bergen Catholic
4	TJ McCants	OF/IF	6-3	195	Jr.	Cantonment, Fla. / Pensacola Catholic
37	Mason Morris	IF/RHP	6-4	225	Fr.	Tupelo, Miss. / Tupelo
18	Mitch Murrell	RHP	6-4	210	Sr.*	Ocean Springs, Miss. / Ocean Springs
45	Mason Nichols	RHP	6-5	215	So.	Jackson, Miss. / Jackson Prep
19	Matt Parenteau	RHP	6-6	235	Sr.*	Carmel, Ind. / Guerin Catholic / Parkland College
16	Will Plattner	C	6-1	210	Fr.	Springfield, Ill. / Glenwood
21	JT Quinn	RHP	6-6	205	Fr.	Tampa, Fla. / Berkeley Preparatory
33	Xavier Rivas	LHP	6-4	225	Jr.	Portage, Ind. / Portage / Indianapolis
25	Grayson Saunier	RHP	6-4	200	Fr.	Memphis, Tenn. / Collierville
14	Tim Simay	IF	6-0	190	Fr.	Hoschton, Ga. / Mill Creek
44	Cole Tolbert	RHP	6-4	210	So.	Laurel, Miss. / West Jones / Pearl River CC
28	Banks Tolley	OF	6-0	185	Sr.*	Madison, Miss. / St. Andrews / Meridian CC
47	Sam Tookoian	RHP	6-5	225	Fr.	Fresno, Calif. / Buchanan
27	Judd Utermark	IF	6-5	230	Fr.	Charlotte, N.C. / Charlotte Christian
13	Jordan Vera	RHP	6-2	205	Fr.	Miami, Fla. / Elite Squad Academy
40	Garrett Wood	IF	5-11	175	Sr.	Claremore, Okla. / Claremore / Johnson County CC

Quick Facts

Location: Oxford, Miss.
Founded: 1848
Enrollment: 21,676
Chancellor: Dr. Glenn Boyce
Faculty Representative: Dr. Ron Rychlak
Athletic Director: Keith Carter
Nickname: Rebels
Colors: Cardinal Red and Navy Blue
Stadium: Oxford-University Stadium/Swayze Field (10,715)

Team Information

Head Coach: Mike Bianco
Assistants: Carl Lafferty, Mike Clement, Chris Cleary (vol.)
2022 Record: 42-23 (14-16 SEC)

Media Services

Baseball SID: Kyle Birnbrauer
Office Phone: (662) 915-7522
E-mail: kyleb@olemiss.edu
Cell Phone: (662) 816-3671
Internet Address: www.OleMissSports.com

Team History

All-Time Record: 2,327-1,656-20
SEC Record: 882-987-2
SEC Championships: 7 (1959, '60, '64, '69, '72, '77, 2009)
SEC Tournament Appearances: 26 (1977, 1980, 1982, 1993-95, 1999, 2001, 2003-10, 2012-19, 21-22)

SEC Tournament Record: 44-44

SEC Tournament Championships: 3 (1977, 2006, 2018)

NCAA Regional Appearances: 25 (1956, 1964, 1969, 1972, 1977, 1995, 1999, 2001, 2003-10, 2012-19, 21-22)

NCAA Regional Championships: 12 (1956, 1964, 1969, 1972, 2005-07, 2009, 2014, 2019, 21-22)

Super Regional Appearances: 8 (2005-07, 2009, 2014, 2019, 21-22)

Super Regional Championships: 2 (2014-22)

College World Series Appearances: 2 (2014-22)

National Championships: 1 (2022)

All-Time NCAA Tournament Record: 72-54



MISSISSIPPI STATE

2023 Schedule

Date	Opponent	Location
F17	VMI	Starkville, Miss.
F18	VMI	Starkville, Miss.
F19	VMI	Starkville, Miss.
F21	ULM	Starkville, Miss.
F22	ULM	Starkville, Miss.
F24	Arizona State	Starkville, Miss.
F25	Arizona State	Starkville, Miss.
F26	Arizona State	Starkville, Miss.
F28	vs. Southern Miss	Pearl, Miss.
M3	vs. Ohio State	Frisco, Texas
M4	vs. Oklahoma	Frisco, Texas
M5	vs. California	Frisco, Texas
M7	Valparaiso	Starkville, Miss.
M10	Lipscomb	Starkville, Miss.
M11	Lipscomb	Starkville, Miss.
M12	Lipscomb	Starkville, Miss.
M14	vs. Nicholls	Biloxi, Miss.
M15	vs. UL-Lafayette	Biloxi, Miss.
M17	Kentucky*	Starkville, Miss.
M18	Kentucky*	Starkville, Miss.
M19	Kentucky*	Starkville, Miss.
M21	Arkansas State	Starkville, Miss.
M24	Vanderbilt*	Starkville, Miss.
M25	Vanderbilt*	Starkville, Miss.
M26	Vanderbilt*	Starkville, Miss.
M28	Samford	Starkville, Miss.
M30	South Carolina*	Starkville, Miss.
M31	South Carolina*	Starkville, Miss.
A1	South Carolina*	Starkville, Miss.
A4	Grambling	Starkville, Miss.
A6	at Alabama*	Tuscaloosa, Ala.
A7	at Alabama*	Tuscaloosa, Ala.
A8	at Alabama*	Tuscaloosa, Ala.
A11	at UAB	Birmingham, Ala.
A14	Ole Miss*	Starkville, Miss.
A15	Ole Miss*	Starkville, Miss.
A16	Ole Miss*	Starkville, Miss.
A18	Southern	Starkville, Miss.
A21	at Auburn*	Auburn, Ala.
A22	at Auburn*	Auburn, Ala.
A23	at Auburn*	Auburn, Ala.
A25	vs. Ole Miss	Pearl, Miss.
A27	at Tennessee*	Knoxville, Tenn.
A28	at Tennessee*	Knoxville, Tenn.
A29	at Tennessee*	Knoxville, Tenn.
M5	Arkansas*	Starkville, Miss.
M6	Arkansas*	Starkville, Miss.
M7	Arkansas*	Starkville, Miss.
M9	Memphis	Starkville, Miss.
M12	at LSU*	Baton Rouge, La.
M13	at LSU*	Baton Rouge, La.
M14	at LSU*	Baton Rouge, La.
M16	North Alabama	Starkville, Miss.
M18	Texas A&M*	Starkville, Miss.
M19	Texas A&M*	Starkville, Miss.
M20	Texas A&M*	Starkville, Miss.

*SEC Game

Head Coach Chris Lemonis

Hometown: Myrtle Beach, S.C.
Alma Mater: The Citadel (1992)
Born: Jan. 22, 1970
Career Record: 281-158-2 (Ninth season)
Record at Mississippi State: 140-67 (Fifth season)



2023 Roster

No	Name	Pos.	Ht.	Wt.	Cl.	Hometown / Last School
24	Slate Alford	INF	6-3	220	So.	Madison, Ala. / Bob Jones HS
48	Brooks Auger	RHP	6-5	205	Jr.	Farmerville, La. / Cedar Creek HS / Hinds CC
38	Bryce Chance	OF	5-10	180	So.	Ridgeland, Miss. / Madison-Ridgeland Academy
16	Cole Cheatham	LHP	6-3	185	So.	Ardmore, Ala. / Ardmore HS
13	Nate Chester	INF	6-2	190	So.	Kansas City, Mo. / Liberty North HS / John A. Logan CC
50	Jurrangelo Cijntje	BHP	5-11	170	Fr.	Pembroke Pines, Fla. / Champagnat Catholic HS
11	Kellum Clark	OF	6-4	205	Jr.	Brandon, Miss. / Brandon HS
45	Tyler Davis	LHP	6-2	210	Jr.	Newport News, Va. / Menchville HS / VCU
25	Nate Dohm	RHP	6-4	210	So.	Zionsville, Ind. / Zionsville HS / Ball State
5	Aaron Downs	INF/OF	6-0	210	So.	Pella, Iowa / Heritage Academy
43	Lane Forsythe	INF	5-11	175	Jr.	Humboldt, Tenn. / Trinity Christian Academy
6	Logan Forsythe	RHP	6-0	190	Fr.	D'Iberville, Miss. / D'Iberville HS
36	Landon Gartman	RHP	6-0	215	Sr.	Bogue Chitto, Miss. / Enterprise HS / Pearl River CC / Memphis
14	Will Gibbs	RHP	6-0	180	Fr.	Flowood, Miss. / Jackson Prep
20	Luke Hancock	INF/C	5-11	195	Gr.	Houston, Miss. / Houston HS
26	Tyson Hardin	RHP	6-2	185	So.	Dover, Fla. / Strawberry Crest HS / Daytona State College
22	Ross Highfill	C	6-0	200	Fr.	Madison, Miss. / Madison Central HS
44	Hunter Hines	INF/OF	6-3	210	So.	Madison, Miss. / Madison Central HS
21	Colby Holcombe	RHP	6-6	250	So.	Florence, Ala. / Central HS / Northeast Mississippi CC
27	Wil Hoyle	INF	5-10	170	Gr.	Durham, N.C. / Jordan HS / Duke
28	Bryce Hubbard	C	5-11	210	Fr.	Norcross, Ga. / Wesleyan HS
7	Connor Hujsak	INF/OF	6-2	200	Jr.	Goffstown, N.H. / Goffstown HS / VCU
2	KC Hunt	RHP	6-3	200	Sr.	Wyckoff, N.J. / Ramapo HS
42	Dakota Jordan	OF	6-0	220	Fr.	Canton, Miss. / Jackson Academy
9	Pico Kohn	LHP	6-4	200	So.	Verbena, Ala. / Chilton County HS
8	Amani Larry	INF	5-11	190	Jr.	Bossier City, La. / Parkway HS / East Central CC / New Orleans
10	Colton Ledbetter	OF	6-2	205	Jr.	Hoover, Ala. / Spain Park HS / Samford
30	Bradley Loftin	LHP	6-3	197	Fr.	Southaven, Miss. / DeSoto Central HS
3	David Mershon	INF	5-7	165	Fr.	Taylors, S.C. / Eastside HS
19	Max Miller	LHP	6-1	205	Fr.	Vance, Miss. / Vance HS
4	Aaron Nixon	RHP	6-0	210	Jr.	McAllen, Texas / McAllen HS / Texas
37	Hollis Porter	INF/OF	6-4	220	Fr.	Hurley, Miss. / East Central HS
33	Von Seibert	INF/OF	6-4	245	Sr.	Daphne, Ala. / Daphne HS / Pearl River CC
12	Evan Siary	RHP	6-1	190	Fr.	Columbus, Miss. / Starkville Academy
17	Stone Simmons	RHP	6-4	235	Sr.	Houston, Texas / The Kinkaid School / Furman
15	Cade Smith	RHP	6-1	190	Jr.	Southaven, Miss. / DeSoto Central HS
32	Parker Stinnett	RHP	6-2	190	Sr.	Oxford, Miss. / Oxford HS / NW Mississippi CC
55	Brock Tapper	LHP	6-1	185	Fr.	Nesbit, Miss. / DeSoto Central HS
46	Austin Tommasini	RHP	5-11	235	Fr.	Madison, Miss. / Madison Central HS
29	Nate Williams	RHP	6-3	230	So.	Acworth, Ga. / North Cobb HS / Florence Darlington CC
40	Ryan Williams	C	6-2	170	Fr.	Cypress, Texas / Bridgeland HS
39	Graham Yntema	LHP	6-4	230	So.	Lilburn, Ga. / Parkview HS / Lawson State CC

Quick Facts

Location: Starkville, Miss.
Founded: 1878
Enrollment: 22,649
President: Dr. Mark Keenum
Faculty Representative: Dr. Brent Fountain
Athletic Director: Zac Selmon
Nickname: Bulldogs
Colors: Maroon and White
Stadium: Dudy Noble Field, Polk-Dement Stadium (15,000)

Team Information

Interim Head Coach: Chris Lemonis
Assistants: Scott Foxhall, Jake Gautreau, Kyle Cheesebrough (vol.)
2022 Record: 26-30 (9-21 SEC)

Media Services

Baseball SID: Travis Rae
Office Phone: (662) 325-8881
E-mail: trae@athletics.msstate.edu
Cell Phone: (715) 205-0324
Internet Address: www.HailState.com

Team History

All-Time Record: 2,780-1,628-29
SEC Record: 987-854-3
SEC Championships: 11 (1948-49, 1965-66, 1970-71, 1979, 1985, 1987, 1989, 2016)
SEC Tournament Appearances: 35 (1977-79, 1981, 1983-85, 1987-2003, 2005, 2007, 2011-19, 21)
SEC Tournament Record: 66-57

SEC Tournament Championships: 7 (1979, 1985, 1987, 1990, 2001, 2005, 2012)
NCAA Regional Appearances: 39 (1949, 1953, 1965-66, 1970-71, 1978-79, 1981, 1983-85, 1987-93, 1996-2001, 2003-07, 2011-14, 2016-19, 21)
NCAA Regional Championships: 16 (1979, 1981, 1985, 1990, 1997-98, 2000-01, 2007, 2011, 2013, 2016-19, 21)
Super Regional Appearances: 10 (2000, 2001, 2007, 2011, 2013, 2016-19, 21)
Super Regional Championships: 5 (2007, 2013-19, 21)
College World Series Appearances: 12 (1971, 1979, 1981, 1985, 1990, 1997, 1998, 2007, 2013, 2018, 2019, 21)
National Championships: 1 (2021)
All-Time NCAA Tournament Record: 125-90

2023 Schedule

Date	Opponent	Location
F17	vs. Oklahoma State	Arlington, Texas
F18	vs. Texas	Arlington, Texas
F19	vs. TCU	Arlington, Texas
F23	at FIU	Miami, Fla.
F24	at FIU	Miami, Fla.
F25	at FIU	Miami, Fla.
F26	at FIU	Miami, Fla.
F28	Lindenwood	Columbia, Mo.
M3	Texas Southern	Columbia, Mo.
M4	Texas Southern	Columbia, Mo.
M5	Texas Southern	Columbia, Mo.
M7	Western Illinois	Columbia, Mo.
M10	NJIT	Columbia, Mo.
M11	NJIT (DH)	Columbia, Mo.
M12	NJIT	Columbia, Mo.
M15	Lamar	Columbia, Mo.
M17	Tennessee*	Columbia, Mo.
M18	Tennessee*	Columbia, Mo.
M19	Tennessee*	Columbia, Mo.
M22	vs. Kansas	Kansas City, Mo.
M24	at South Carolina*	Columbia, S.C.
M25	at South Carolina*	Columbia, S.C.
M26	at South Carolina*	Columbia, S.C.
M28	vs. Illinois	Sauget, Ill.
M29	at Lindenwood	St. Charles, Mo.
M31	at Kentucky*	Lexington, Ky.
A1	at Kentucky*	Lexington, Ky.
A2	at Kentucky*	Lexington, Ky.
A6	Vanderbilt*	Columbia, Mo.
A7	Vanderbilt*	Columbia, Mo.
A8	Vanderbilt*	Columbia, Mo.
A11	at Missouri State	Springfield, Mo.
A13	at Texas A&M	B-CS, Texas
A14	at Texas A&M	B-CS, Texas
A15	at Texas A&M	B-CS, Texas
A18	Missouri State	Columbia, Mo.
A21	Alabama*	Columbia, Mo.
A22	Alabama*	Columbia, Mo.
A23	Alabama*	Columbia, Mo.
A26	at SIUE	Edwardsville, Ill.
A28	at Florida*	Gainesville, Fla.
A29	at Florida*	Gainesville, Fla.
A30	at Florida*	Gainesville, Fla.
M2	Kansas	Columbia, Mo.
M4	Ole Miss*	Columbia, Mo.
M5	Ole Miss*	Columbia, Mo.
M6	Ole Miss*	Columbia, Mo.
M12	Georgia*	Columbia, Mo.
M13	Georgia*	Columbia, Mo.
M14	Georgia*	Columbia, Mo.
M16	Indiana State	Columbia, Mo.
M18	at Auburn*	Auburn, Ala.
M19	at Auburn*	Auburn, Ala.
M20	at Auburn*	Auburn, Ala.

*SEC Game

Head Coach Steve Bieser

Hometown: Ste. Genevieve, Mo.
Alma Mater: Southeast Missouri (1989)
Born: Aug. 4, 1967
Career Record: 296-218-1 (11th season)
Record at Missouri: 158-131-1 (Seventh season)



2023 Roster

No	Name	Pos.	Ht.	Wt.	Cl.	Hometown / Last School
19	Trevor Austin	INF	5-10	188	Jr.	Jefferson City, Mo. / Helias HS
50	Dalton Bargo	C/1B	6-1	195	Fr.	Omaha, Neb. / Westside
10	Jackson Beaman	OF	6-1	205	Jr.	Lincoln, Mo. / Lincoln HS
44	Kyle Brown	RHP	5-10	180	Jr.	Columbia, Mo. / Hickman / Parkland College
52	Cam Careswell	INF	6-2	220	So.	Lee's Summit, Mo. / Lee's Summit West
6	Cam Chick	INF/OF	5-9	180	5th	Columbia, Mo. / Hickman / Nebraska
12	Justin Colon	INF	6-3	170	So.	Carolina, Puerto Rico / Montverde Academy
5	Brock Daniels	INF/OF	6-1	185	So.	St. Louis, Mo. / St. John Vianney/ Oklahoma
8	Zach Franklin	RHP	6-1	200	6th	Marion, N.C. / McDowell / Western Carolina
14	Isaiah Frost	OF	5-11	190	So.	Lee's Summit, Mo. / Blue Springs South
4	Matt Garcia	INF	6-0	187	Sr.	Orlando, Fla. / Avant Garde / Bethune Cookman
26	Jacob Hasty	LHP	6-2	215	Sr.	Keller, Texas / Liberty Christian LSU
45	Aiden Heberlie	OF	6-3	190	Fr.	St. Genevieve, Mo. / Valle Catholic
21	Sam Horn	RHP	6-4	220	Fr.	Lawrenceville, Ga. / Collins Hill
2	Dylan Leach	C	6-0	210	Jr.	Carthage, Texas / Carthage / Arkansas
23	Ian Lohse	LHP	6-0	182	Jr.	St. Louis, Mo. / Marquette HS
18	Jackson Lovich	INF	6-4	180	Fr.	Kansas City, Mo. / Blue Valley West
7	Ross Lovich	OF	6-0	170	Jr.	Overland Park, Kan. / Blue Valley West HS
37	Brock Lucas	RHP	6-3	220	Fr.	St. Elizabeth, Mo. / St. Elizabeth
48	Logan Lunceford	RHP	6-0	182	Fr.	Edmond, Okla. / Sante Fe
42	Rorik Maltrud	RHP	6-4	220	5th	Austin, Texas / St. Michael's Catholic Academy / New Mexico State
24	Hector Mangual	INF	6-4	180	So.	Rio Grande, Puerto Rico / TNXL Academy
11	Luke Mann	INF	6-2	200	5th	St. Louis, Mo. / Vianney
38	Bryce Mayer	RHP	6-3	210	Jr.	Marthasville, Mo. / St. Francis Borgia / St. Charles CC
39	Tucker Moore	C	6-1	200	Fr.	Castle Rock, Colo. / Douglas County
3	Tre Morris	C	5-10	190	5th	Columbia, Mo. / Battle
53	Jack Mosh	INF	5-10	185	Fr.	Kansas City, Mo. / St. Pius X
32	Chandler Murphy	RHP	6-3	205	Sr.	Peoria, Ariz. / Liberty / Arizona
49	Tony Neubeck	LHP	6-2	240	So.	Hugo, Minn. / Mahtomedi
17	Ben Pedersen	RHP	6-6	227	Sr.	Duluth, Minn. / Duluth Marshall HS
27	Carlos Peña	OF	6-2	215	So.	Bayside, N.Y. / Salisbury
43	Javyn Pimental	LHP	6-3	210	Jr.	Kane'ohe, Hawaii / Kamehameha / Arizona
47	Kyle Potthoff	RHP	6-5	190	Sr.	Chesterfield, Mo. / Marquette
30	Carter Rustad	RHP	6-4	180	Sr.	Kansas City, Mo. / Staley / San Diego
41	Nic Smith	LHP	6-3	195	Fr.	Jamestown, Tenn. / Alvin C. York Institute
1	Juju Stevens	OF	6-0	180	So.	Woodbridge, Conn. / Amity
25	Austin Troesser	RHP	6-3	160	Jr.	Loose Creek, Mo. / Fatima HS
9	Ty Wilmsmeyer	OF	6-1	185	Sr.	Springfield, Mo. / Glendale HS
54	Daniel Wissler	LHP	6-2	165	Fr.	O'Fallon, Mo. / Fort Zumwalt West
36	Parker Wright	RHP	6-3	208	Jr.	Columbia, Mo. / Rock Bridge HS
40	Hank Zeisler	1B	5-10	210	6th	Kentfield, Calif. / Redwood / UNLV

Quick Facts

Location: Columbia, Mo.
Founded: 1839
Enrollment: 31,121
President: Dr. Mun Y. Choi
Faculty Representative: Pamela Bruzina
Athletic Director: Desiree Reed-Francois
Nickname: Tigers
Colors: Old Gold and Black
Stadium: Taylor Stadium at Simmons Field (3,031)

Team Information

Head Coach: Steve Bieser
Assistants: Jason Hagerty, Ricky Meinhold, Tyler Packanik (vol.)
2022 Record: 28-23 (10-20 SEC)

Media Services

Baseball SID: TBD
Office Phone:
E-mail:
Cell Phone:
Internet Address: www.mutigers.com

Team History

All-Time Record: 2,412-1,669-21
SEC Record: 97-172-1
SEC Championships: 0
SEC Tournament Appearances: 6 (2013, 2015-19)
SEC Tournament Record: 2-8 (.200)
SEC Tournament Championships: 0
NCAA Regional Appearances: 22 (1952, 1954, 1958,

1962-65, 1976, 1978, 1980-81, 1988, 1991, 1996, 2003-09, 2012)

NCAA Regional Championships: 1 (2006)

Super Regional Appearances: 1 (2006)

Super Regional Championships: 0

College World Series Appearances: 6 (1952, 1954, 1958, 1962-64)

National Championships: 1 (1954)

All-Time NCAA Tournament Record: 43-46



SOUTH CAROLINA

2023 Schedule

Date	Opponent	Location
F17	UMass Lowell	Columbia, S.C.
F18	UMass Lowell	Columbia, S.C.
F19	UMass Lowell	Columbia, S.C.
F21	Winthrop	Columbia, S.C.
F22	Queens	Columbia, S.C.
F24	Penn	Columbia, S.C.
F25	Penn	Columbia, S.C.
F26	Penn	Columbia, S.C.
F28	North Carolina A&T	Columbia, S.C.
M3	at Clemson	Clemson, S.C.
M4	vs. Clemson	Greenville, S.C.
M5	Clemson	Columbia, S.C.
M7	The Citadel	Columbia, S.C.
M8	vs. USC Upstate	Greenville, S.C.
M10	Bethune-Cookman	Columbia, S.C.
M11	Bethune-Cookman	Columbia, S.C.
M12	Bethune-Cookman	Columbia, S.C.
M14	Presbyterian	Columbia, S.C.
M17	at Georgia*	Athens, Ga.
M18	at Georgia*	Athens, Ga.
M19	at Georgia*	Athens, Ga.
M21	at Charlotte	Charlotte, N.C.
M24	Missouri*	Columbia, S.C.
M25	Missouri*	Columbia, S.C.
M26	Missouri*	Columbia, S.C.
M28	at The Citadel	Charleston, S.C.
M30	at Mississippi State*	Starkville, Miss.
A1	at Mississippi State*	Starkville, Miss.
A2	at Mississippi State*	Starkville, Miss.
A4	vs. North Carolina	Charlotte, N.C.
A6	LSU*	Columbia, S.C.
A7	LSU*	Columbia, S.C.
A8	LSU*	Columbia, S.C.
A11	USC Upstate	Columbia, S.C.
A14	at Vanderbilt*	Nashville, Tenn.
A15	at Vanderbilt*	Nashville, Tenn.
A16	at Vanderbilt*	Nashville, Tenn.
A18	Charleston Southern	Columbia, S.C.
A20	Florida*	Columbia, S.C.
A21	Florida*	Columbia, S.C.
A22	Florida*	Columbia, S.C.
A28	Auburn*	Columbia, S.C.
A29	Auburn*	Columbia, S.C.
A30	Auburn*	Columbia, S.C.
M3	at Winthrop	Rock Hill, S.C.
M5	at Kentucky*	Lexington, Ky.
M6	at Kentucky*	Lexington, Ky.
M7	at Kentucky*	Lexington, Ky.
M9	North Florida	Columbia, S.C.
M12	at Arkansas*	Fayetteville, Ark.
M13	at Arkansas*	Fayetteville, Ark.
M14	at Arkansas*	Fayetteville, Ark.
M16	Charlotte	Columbia, S.C.
M18	Tennessee*	Columbia, S.C.
M19	Tennessee*	Columbia, S.C.
M20	Tennessee*	Columbia, S.C.

*SEC Game

Head Coach Mark Kingston

Hometown: Buffalo, N.Y.
Alma Mater: North Carolina (1995)
Born: May 16, 1970
Career Record: 411-289-1 (14th season)
Record at South Carolina: 124-98 (Sixth season)



2023 Roster

No	Name	Pos.	Ht.	Wt.	Cl.	Hometown / Last School
36	Cade Austin	RHP	6-3	230	RS So.	Chapin, S.C. / Chapin HS
29	Matthew Becker	LHP	6-3	200	So.	Chapin, S.C. / Chapin HS
7	Michael Braswell	INF	6-2	195	So.	Mabelton, Ga. / Campbell HS
10	Dylan Brewer	OF	6-2	180	Sr.	Latta, S.C. / Latta / Clemson
38	Zander Buchan	C	5-11	190	Fr.	Columbia, S.C. / A.C. Flora
52	Gavin Casas	1B	6-4	230	Jr.	Pembroke Pines, Fla. / American Heritage / Vanderbilt
12	Jacob Compton	1B/OF	6-1	225	Jr.	Olive Branch, Miss. / Desoto Central / Memphis
31	David Cromer	OF	6-2	225	RS So.	Lexington, S.C. / Lexington HS
11	Caleb Denny	OF	6-2	195	Jr.	Owasso, Okla. / Owasso / Oral Roberts
16	Dylan Eskew	RHP	6-3	190	So.	Tampa, Fla. / Sickles / Chipola J.C.
26	Jonathan French	C	5-11	235	Sr.	Lilburn, Ga. / Parkview / Clemson
35	Connor Fuhrman	OF	6-0	200	Fr.	Daleville, Va. / Lord Botetourt
33	Noah Hall	RHP	6-0	190	Sr.	Charlotte, N.C. / Providence HS / Appalachian State
34	James Hicks	RHP	6-2	190	RS Jr.	Conway, Ark. / Conway HS / Crowder College
15	Carson Hornung	OF	6-3	215	So.	Overland Park, Kan. / Blue Valley Southwest
18	Eli Jerzembeck	RHP	6-2	180	Fr.	Charlotte, N.C. / Providence
14	Eli Jones	RHP	6-1	195	So.	Peachtree City, Ga. / Starr's Mill HS
2	Roman Kimball	RHP	5-11	170	So.	New Hartford, N.Y. / P27 Academy / Notre Dame
5	Talmadge LeCroy	C	6-2	190	So.	Belton, S.C. / Belton-Honea Path HS
50	Kevin Madden	INF	6-1	200	5th Year	Glenwood, Md. / St. Paul's HS / Virginia Tech
23	Jack Mahoney	RHP	6-3	205	Jr.	Arlington Heights, Ill. / St. Viator HS
47	Connor McCreery	RHP	6-6	205	Fr.	Williston Park, N.Y. / P27 Academy
6	Will McGillis	INF	6-3	200	5th Year	San Diego, Calif. / Presbyterian Christian / Southern Miss
19	Cole Messina	C	6-0	220	So.	Summerville, S.C. / Summerville HS
20	Ethan Petry	INF/RHP	6-4	230	Fr.	Land O' Lakes, Fla. / Cypress Creek
4	Jackson Phipps	LHP	6-4	225	RS So.	Dallas, Ga. / East Paulding HS
45	Nick Proctor	RHP	5-10	185	5th Year	Pleasanton, Calif. / Amador Valley / California
32	Will Sanders	RHP	6-6	215	Jr.	Atlanta, Ga. / Woodward Academy
25	Sam Simpson	RHP	6-3	205	RS Fr.	Carrollton, Ga. / Carrollton HS
9	Evan Stone	OF	6-0	185	So.	Irmo, S.C. / Dutch Fork HS
40	Wesley Sweatt	RHP	6-3	220	5th Year	Rock Hill, S.C. / Northwestern HS
30	Brett Thomas	RHP	6-5	240	Sr.	Atlanta, Ga. / Riverwood HS
13	Will Tippett	INF	6-1	170	Fr.	Stone Mountain, Ga. / St. Pius X
37	Chris Veach	RHP/INF	6-0	200	RS So.	Chapin, S.C. / Chapin / Presbyterian
44	Trey Wheeler	LHP	6-0	180	Fr.	Indianapolis, Fla. / Melbourne
22	Ricky Williams	RHP	6-2	200	Jr.	Lexington, S.C. / River Bluff / Clemson
28	Austin Williamson	RHP	6-4	220	Fr.	Sherrills Ford, N.C. / P27 Academy
3	Braylen Wimmer	INF	6-4	200	Sr.	Yukon, Okla. / Yukon HS
41	Zach Zedalis	RHP	5-11	185	Jr.	Charlotte, N.C. / Cox Mill / Gaston College

Quick Facts

Location: Columbia, S.C.
Founded: 1801
Enrollment: 35,376
Interim President: Michael Amiridis
Faculty Representative: Dr. Valinda Littlefield
Athletic Director: Ray Tanner
Nickname: Gamecocks
Colors: Garnet and Black
Stadium: Founders Park (6,400)

Team Information

Head Coach: Mark Kingston
Assistants: Monte Lee, Justin Parker Scott Wingo (vol.)
2022 Record: 27-28 (13-17 SEC)

Media Services

Baseball SID: Kent Reichert
Office Phone: (803) 777-5257
E-mail: kent2@mailbox.sc.edu
Cell Phone: (734) 548-0878
Internet Address: www.GamecocksOnline.com

Team History

All-Time Record: 2,706-1,642-17
SEC Record: 486-390-1
SEC Championships: 3 (2000, 2002, 2011)
SEC Tournament Appearances: 29 (1992-95, 1997-2019, 21-22)
SEC Tournament Record: 29-51
SEC Tournament Championships: 1 (2004)

NCAA Regional Appearances: 33 (1974-77, 1980-86, 1988, 1992-93, 1998, 2000-14, 2016, 18, 21)
NCAA Regional Championships: 18 (1975, 1977, 1981-82, 1985, 2000-04, 2006-07, 2010-13, 2016, 18)
Super Regional Appearances: 13 (2000-04, 2006-07, 2010-13, 2016, 2018)
Super Regional Championships: 6 (2002-04, 2010-12)
College World Series Appearances: 11 (1975, 1977, 1981, 1982, 1985, 2002, 2003, 2004, 2010-12)
National Championships: 2 (2010-11)
All-Time NCAA Tournament Record: 137-71


2023 Schedule

Date	Opponent	Location
F17	vs. Arizona	Scottsdale, Ariz.
F18	vs. Grand Canyon	Scottsdale, Ariz.
F19	vs. UC San Diego	Scottsdale, Ariz.
F21	Alabama A&M	Knoxville, Tenn.
F22	Alabama A&M	Knoxville, Tenn.
F24	Dayton	Knoxville, Tenn.
F25	Dayton	Knoxville, Tenn.
F26	Dayton	Knoxville, Tenn.
F28	Charleston Southern	Knoxville, Tenn.
M1	Charleston Southern	Knoxville, Tenn.
M3	Gonzaga	Knoxville, Tenn.
M4	Gonzaga	Knoxville, Tenn.
M5	Gonzaga	Knoxville, Tenn.
M7	Boston College	Knoxville, Tenn.
M10	Morehead State	Knoxville, Tenn.
M11	Morehead State	Knoxville, Tenn.
M12	Morehead State	Knoxville, Tenn.
M14	Lipscomb	Knoxville, Tenn.
M17	at Missouri*	Columbia, Mo.
M18	at Missouri*	Columbia, Mo.
M19	at Missouri*	Columbia, Mo.
M21	Western Carolina	Knoxville, Tenn.
M24	Texas A&M*	B-CS, Texas
M25	Texas A&M*	B-CS, Texas
M26	Texas A&M*	B-CS, Texas
M28	UNC Asheville	Knoxville, Tenn.
M30	at LSU*	Baton Rouge, La.
M31	at LSU*	Baton Rouge, La.
A1	at LSU*	Baton Rouge, La.
A6	Florida*	Knoxville, Tenn.
A7	Florida*	Knoxville, Tenn.
A8	Florida*	Knoxville, Tenn.
A11	Eastern Kentucky	Knoxville, Tenn.
A14	at Arkansas*	Fayetteville, Ark.
A15	at Arkansas*	Fayetteville, Ark.
A16	at Arkansas*	Fayetteville, Ark.
A18	Tennessee Tech	Knoxville, Tenn.
A21	Vanderbilt*	Knoxville, Tenn.
A22	Vanderbilt*	Knoxville, Tenn.
A23	Vanderbilt*	Knoxville, Tenn.
A25	Bellarmine	Knoxville, Tenn.
A27	Mississippi State*	Knoxville, Tenn.
A28	Mississippi State*	Knoxville, Tenn.
A29	Mississippi State*	Knoxville, Tenn.
M2	Wofford	Knoxville, Tenn.
M5	at Georgia*	Athens, Ga.
M6	at Georgia*	Athens, Ga.
M7	at Georgia*	Athens, Ga.
M9	Austin Peay	Knoxville, Tenn.
M12	Kentucky*	Knoxville, Tenn.
M13	Kentucky*	Knoxville, Tenn.
M14	Kentucky*	Knoxville, Tenn.
M16	Belmont	Knoxville, Tenn.
M18	at South Carolina*	Columbia, S.C.
M19	at South Carolina*	Columbia, S.C.
M20	at South Carolina*	Columbia, S.C.

*SEC Game

Head Coach Tony Vitello

Hometown: St. Louis, Mo.
Alma Mater: Missouri (2002)
Born: Oct. 9, 1978
Career Record: 191-77 (Sixth season)
Record at Tennessee: Same



2023 Roster

No	Name	Pos.	Ht.	Wt.	Cl.	Hometown / Last School
32	Drew Beam	RHP	Fr.	6-4	203	Murfreesboro, Tenn. / Blackman HS
27	Jordan Beck	OF	Jr.	6-3	225	Hazel Green, Ala. / Hazel Green HS
12	Kyle Booker	OF	So.	5-10	175	Southaven, Miss. / DeSoto Central HS
20	Gavin Brasosky	LHP	Fr.	6-1	195	Kalamazoo, Mich. / Portage Central HS
25	Blake Burke	1B/OF	Fr.	6-3	230	Brentwood, Calif. / De La Salle HS
23	Chase Burns	RHP	Fr.	6-4	205	Gallatin, Tenn. / Beech Senior HS
13	Logan Chambers	UTL	Jr.	5-10	180	Bryant, Ark. / Bryant HS
28	Grant Cherry	RHP	Fr.	6-3	210	Vestavia Hills, Ala. / Vestavia Hills HS
35	Kirby Connell	LHP	Jr.	5-10	198	Johnson City, Tenn. / Blacksburg HS (SC)
17	Jared Dickey	OF/C	R-Fr.	6-2	202	Mount Juliet, Tenn. / Friendship Christian School
11	Chase Dollander	RHP	So.	6-3	192	Evans, Ga. / Greenbrier HS
18	Hunter Ensley	OF	R-Fr.	6-1	192	Huntingdon, Tenn. / Huntingdon HS
26	Wyatt Evans	LHP	Fr.	6-6	234	Greenville, S.C. / J.L. Mann HS
34	Hollis Fanning	RHP	So.	6-7	220	Tullahoma, Tenn. / Tullahoma HS
42	Jake Fitzgibbons	LHP	So.	5-11	165	Mount Juliet, Tenn. / Mount Juliet HS
1	Drew Gilbert	OF/LHP	Jr.	5-9	185	Stillwater, Minn. / Stillwater HS
19	Seth Halvorsen	RHP	R-Jr.	6-2	225	Plymouth, Minn. / Heritage Christian Academy
53	Austen Jaslove	INF	R-Fr.	6-2	180	Knoxville, Tenn. / Christian Academy of Knoxville
44	Ben Joyce	RHP	R-Jr.	6-5	225	Knoxville, Tenn. / Farragut HS
52	Andrew Kribbs	RHP/C	Fr.	6-1	195	Knoxville, Tenn. / Christian Academy of Knoxville
9	Cortland Lawson	INF	Jr.	6-2	200	Potomac Falls, Va. / Dominion HS
40	Luc Lipcius	1B	Gr.	6-2	220	Williamsburg, Va. / Lafayette HS
21	Trey Lipscomb	INF	Sr.	6-1	200	Frederick, Md. / Urbana HS
41	Will Mabrey	LHP	Jr.	6-0	185	Knoxville, Tenn. / Upperman HS
31	J.D. McCracken	LHP	Fr.	6-3	202	Murfreesboro, Tenn. / Middle Tennessee Christian
33	Mark McLaughlin	RHP	Jr.	6-3	205	Johns Creek, Ga. / Northview HS
47	Kaleb Meredith	LHP	Fr.	6-1	188	Chuckey, Tenn. / University School
10	Ryan Miller	C	R-Fr.	6-3	204	Dublin, Ohio / Dublin Jerome HS
7	Christian Moore	INF	Fr.	6-1	200	Brooklyn, N.Y. / Suffield Academy (CT)
2	Jorel Ortega	INF	R-So.	6-0	194	Naranjito, Puerto Rico / Spanish River HS (FL)
36	Drew Patterson	LHP	R-Fr.	6-3	200	Knoxville Tenn. / Farragut HS
30	Ethan Payne	INF/OF	R-So.	6-2	210	Memphis, Tenn. / Germantown HS
6	Evan Russell	C/OF	Gr.	5-11	195	Lexington, Tenn. / Scotts Hill HS
8	Christian Scott	OF	Sr.	5-9	180	Clarksville, Tenn. / Rossvieview HS
55	Shawn Scott	LHP	So.	6-0	180	Clarksville, Tenn. / Clarksville Academy
48	Zander Sechrist	LHP	So.	6-2	180	Buford, Ga. / Flowery Branch HS
16	Camden Sewell	RHP	Sr.	6-4	185	Cleveland, Tenn. / Cleveland HS
15	Ethan Smith	RHP	Sr.	6-2	205	Mount Juliet, Tenn. / Mount Juliet HS
43	Nathan Smith	C	Fr.	6-0	200	Thomasville, Ga. / Buford HS
5	Logan Steenstra	INF	Jr.	6-5	200	Liberty, Mo. / Liberty HS
4	Seth Stephenson	INF/OF	Jr.	5-9	165	Buda, Texas / Hays HS
14	Charlie Taylor	C	R-Fr.	5-10	183	Dunwoody, Ga. / Wesleyan School
45	Kavars Tears	OF/1B	Fr.	6-0	200	Lewisburg, Tenn. / Columbia Academy
29	Blade Tidwell	RHP	So.	6-4	207	Loretto, Tenn. / Loretto HS
46	Redmond Walsh	LHP	Gr.	5-10	165	Louisville, Tenn. / Alcoa HS

Quick Facts

Location: Knoxville, Tenn.
Founded: 1794
Enrollment: 33,805
Chancellor: Dr. Donde Plowman
Faculty Representative: Matt Harris
Athletic Director: Danny White
Nickname: Volunteers
Colors: Orange & White
Stadium: Lindsey Nelson Stadium (4,283)

Team Information

Head Coach: Tony Vitello
Assistants: Frank Anderson, Josh Elander, Richard Jackson (vol.)
2022 Record: 57-9 (25-5 SEC)

Media Services

Baseball SID: Sean Barows
Office Phone: (865) 974-7478
E-mail: sbarows@utk.edu
Cell Phone: (561) 312-9432
Internet Address: www.utsports.com

Team History

All-Time Record: 2,194-1,653-14
SEC Record: 791-922-1
SEC Championships: 4 (1951, 1994-95, 2022)
SEC Tournament Appearances: 18 (1982-84, 1993-97, 2001, 2004-05, 2007, 2014-16, 19, 21-22)
SEC Tournament Record: 32-27
SEC Tournament Championships: 4 (1993-95, 2022)

NCAA Regional Appearances: 12 (1952, 1993-97, 2001, 2004-05, 19, 21-22)

NCAA Regional Championships: 5 (1995, 2001, 2005, 21-22)

Super Regional Appearances: 4 (2001, 2005, 21-22)

Super Regional Championships: 3 (2001, 2005, 21)

College World Series Appearances: 5 (1951, 1995, 2001, 2005, 21)

National Championships: 0

All-Time NCAA Tournament Record: 42-27



TEXAS A&M

2023 Schedule

Date	Opponent	Location
F17	Seattle	B-CS, Texas
F18	Seattle	B-CS, Texas
F19	Seattle	B-CS, Texas
F21	Lamar	B-CS, Texas
F24	Portland	B-CS, Texas
F25	Portland	B-CS, Texas
F26	Portland	B-CS, Texas
F28	Houston Christian	B-CS, Texas
M3	vs. Louisville	Houston, Texas
M4	vs. Rice	Houston, Texas
M5	vs. Texas Tech	Houston, Texas
M7	Incarname Word	B-CS, Texas
M8	at Rice	Houston, Texas
M10	Northern Kentucky	B-CS, Texas
M11	Northern Kentucky	B-CS, Texas
M12	Northern Kentucky	B-CS, Texas
M14	at Houston	Houston, Texas
M17	LSU*	B-CS, Texas
M18	LSU*	B-CS, Texas
M19	LSU*	B-CS, Texas
M21	Rice	B-CS, Texas
M24	at Tennessee*	Knoxville, Tenn.
M25	at Tennessee*	Knoxville, Tenn.
M26	at Tennessee*	Knoxville, Tenn.
M28	Texas	B-CS, Texas
M31	Ole Miss*	B-CS, Texas
A1	Ole Miss*	B-CS, Texas
A2	Ole Miss*	B-CS, Texas
A4	Texas State	B-CS, Texas
A6	at Auburn*	Auburn, Ala.
A7	at Auburn*	Auburn, Ala.
A8	at Auburn*	Auburn, Ala.
A11	UTSA	B-CS, Texas
A13	Missouri*	B-CS, Texas
A14	Missouri*	B-CS, Texas
A15	Missouri*	B-CS, Texas
A19	Prairie View A&M	B-CS, Texas
A21	at Kentucky*	Lexington, Ky.
A22	at Kentucky*	Lexington, Ky.
A23	at Kentucky*	Lexington, Ky.
A25	Sam Houston	B-CS, Texas
A27	at Arkansas*	Fayetteville, Ark.
A28	at Arkansas*	Fayetteville, Ark.
A29	at Arkansas*	Fayetteville, Ark.
M2	Tarleton	B-CS, Texas
M5	Florida*	B-CS, Texas
M6	Florida*	B-CS, Texas
M7	Florida*	B-CS, Texas
M9	UTRGV	B-CS, Texas
M12	Alabama*	B-CS, Texas
M13	Alabama*	B-CS, Texas
M14	Alabama*	B-CS, Texas
M18	at Mississippi State*	Starkville, Miss.
M19	at Mississippi State*	Starkville, Miss.
M20	at Mississippi State*	Starkville, Miss.

*SEC Game

Head Coach Jim Schlossnagle

Hometown: Hagerstown, Maryland
Alma Mater: Elon (1992)
Born: Aug. 12, 1970
Career Record: 855-413-3 (22nd season)
Record at Texas A&M: 44-20 (Second season)



2023 Roster

No	Name	Pos.	Ht.	Wt.	Cl.	Hometown / Last School
41	Brandon Arvidson	LHP	6-5	205	Fr.	Dripping Springs, Texas / Dripping Springs
53	Evan Aschenbeck	LHP	6-2	220	Jr.	Brenham, Texas / Brenham
48	Hank Bard	C	6-2	205	Jr.	Parker, Colo. / Legend
6	Blake Binderup	RHP	6-6	230	Fr.	College Station, Texas / College Station
12	Austin Bost	INF	6-0	195	Sr.	Groves, Texas / Port Neches-Groves
4	Travis Chestnut	INF/OF	5-7	155	Jr.	Pflugerville, Texas / Pflugerville
10	Chris Cortez	RHP	6-1	205	So.	Las Vegas, Nev. / Silverado
40	Lucas Davenport	RHP	6-6	215	Fr.	Prosper, Texas / Prosper
14	Max Debiec	RHP	6-7	220	So.	Seattle, Wash. / O'Dea
35	Nathan Dettmer	RHP	6-4	230	Jr.	San Antonio, Texas / Johnson
45	Matt Dillard	LHP	6-2	215	Sr.	Houston, Texas / St. Pius X
54	Cameron Donley	C	6-0	195	Fr.	Houston, Texas / Stratford
49	Brandyn Garcia	LHP	6-4	225	Jr.	Granby, Conn. / The Master's School
5	JD Gregson	C	6-3	200	Jr.	Frisco, Texas / Wakeland
2	Hunter Haas	INF	6-0	180	Jr.	Phoenix, Ariz. / Corona Del Sol
13	Robert Hogan	RHP/OF	6-0	190	So.	North Oak, Minn. / Mounds View
99	Jace Hutchins	RHP	6-4	215	So.	College Station, Texas / College Station
44	Luke Jackson	RHP	6-2	190	Fr.	Austin, Texas / Lake Travis
15	Will Johnston	LHP	6-3	215	Jr.	Roanoke, Texas / Keller
46	Max Kauffer	C	6-0	210	Fr.	Medford, N.J. / IMG Academy
55	Lucas Kelly	INF	6-3	220	Fr.	San Francisco, Calif. / Sacred Heart Cathedral Prep
3	Kaeden Kent	INF	6-2	200	Fr.	Austin, Texas / Lake Travis
27	Carson Lambert	RHP	6-3	220	Sr.	Thousand Oaks, Calif. / Newbury Park
33	Justin Lamkin	LHP	6-4	210	Fr.	Corpus Christi, Texas / Calallen
17	Jace Laviolette	OF	6-6	230	Fr.	Katy, Texas / Tompkins
23	Brett Minnich	OF	6-5	220	Sr.	Colleyville, Texas / Colleyville Heritage
9	Jack Moss	INF/OF	6-5	215	Jr.	Englewood, Colo. / Cherry Creek
18	Ryan Prager	LHP	6-3	200	So.	Dallas, Texas / Hillcrest
32	Brad Rudis	RHP	6-0	195	So.	Madisonville, Texas / Madisonville
38	Shane Sdao	LHP	6-2	170	Fr.	Montgomery, Texas / Lake Creek
37	Ty Sexton	RHP	6-7	190	R-Fr.	Montgomery, Texas / Lake Creek
34	Josh Stewart	RHP	6-2	195	So.	Georgetown, Texas / St. Dominic Savio Catholic
16	Ryan Targac	INF	6-1	220	Jr.	Hallettsville, Texas / Hallettsville
31	Jordan Thompson	OF	5-10	170	Sr.	Boerne, Texas / Boerne Champion
47	Tab Tracy	OF	6-3	205	So.	Houston, Texas / Stratford
1	Stanley Tucker	INF/OF	5-9	165	Jr.	Richmond, Texas / Lamar Consolidated
36	Wyatt Tucker	RHP	6-2	210	Jr.	Douglass, Texas / Douglass
0	Justin Vossos	INF	6-0	180	Fr.	Missouri City, Texas / Ridge Point
19	Troy Wansing	LHP	6-4	225	So.	Kansas City, Mo. / Staley
30	Jaren Warwick	RHP	6-2	175	Jr.	New Caney, Texas / New Caney
20	Kasen Wells	OF	5-8	180	Fr.	San Antonio, Texas / Smithson Valley
28	Trevor Werner	INF/RHP	6-3	225	Jr.	Houston, Texas / Klein

Quick Facts

Location: College Station, Texas
Founded: 1872
Enrollment: 74,829
President: Katherine Banks
Faculty Representative: Dr. Paul J. Batista
Athletic Director: Ross Bjork
Nickname: Aggies
Colors: Maroon and White
Stadium: Olsen Field at Blue Bell Park (6,100)

Team Information

Head Coach: Jim Schlossnagle
Assistants: Nate Yeskie, Nolan Cain, Michael Earley (vol.)
2022 Record: 44-20 (19-11 SEC)

Media Services

Baseball SID: Ben Rikard
E-mail: brikard@athletics.tamu.edu
Cell Phone: (936) 554-2077
Internet Address: www.12thMan.com

Team History

All-Time Record: 2,822-1,578-43
SEC Record: 138-128-1
SEC Championships: 0
SEC Tournament Appearances: 8 (2013-19, 22)
SEC Tournament Record: 14-10
SEC Tournament Championships: 1 (2016)
NCAA Regional Appearances: 36 (1951, 1955, 1959, 1964, 1975-78, 1984, 1986-89, 1991-93, 1995,

1997-99, 2003-04, 2007, 2009-19, 22)

NCAA Regional Championships: 10 (1993, 1999, 2004, 2007-08, 2011, 2015-17, 22)

Super Regional Appearances: 9 (1999, 2004, 2007-08, 2011, 2015-17, 22)

Super Regional Championships: 4 (1999, 2011, 2017, 22)

College World Series Appearances: 7 (1951, 1964, 1993, 1999, 2011, 2017, 2022)

National Championships: 0

All-Time NCAA Tournament Record: 88-78

2023 Schedule

Date	Opponent	Location
F17	vs. TCU	Arlington, Texas
F18	vs. Oklahoma State	Arlington, Texas
F19	vs. Texas	Arlington, Texas
F21	Central Arkansas	Nashville, Tenn.
F22	UAB	Nashville, Tenn.
F24	UCLA	Nashville, Tenn.
F25	UCLA	Nashville, Tenn.
F26	UCLA	Nashville, Tenn.
F28	Austin Peay	Nashville, Tenn.
M3	vs. Nebraska	Minneapolis, Minn.
M4	vs. Maryland	Minneapolis, Minn.
M5	vs. Minnesota	Minneapolis, Minn.
M7	Tennessee Tech	Nashville, Tenn.
M8	Evansville	Nashville, Tenn.
M10	Loyola Marymount	Nashville, Tenn.
M11	Loyola Marymount	Nashville, Tenn.
M12	Loyola Marymount	Nashville, Tenn.
M14	vs. Belmont	Nashville, Tenn.
M16	Ole Miss*	Nashville, Tenn.
M17	Ole Miss*	Nashville, Tenn.
M18	Ole Miss*	Nashville, Tenn.
M21	vs. Lipscomb	Nashville, Tenn.
M24	at Mississippi State*	Starkville, Miss.
M25	at Mississippi State*	Starkville, Miss.
M26	at Mississippi State*	Starkville, Miss.
M31	Georgia*	Nashville, Tenn.
A1	Georgia*	Nashville, Tenn.
A2	Georgia*	Nashville, Tenn.
A4	Western Kentucky	Nashville, Tenn.
A6	at Missouri*	Columbia, Mo.
A7	at Missouri*	Columbia, Mo.
A8	at Missouri*-	Columbia, Mo.
A11	North Alabama	Nashville, Tenn.
A14	South Carolina*	Nashville, Tenn.
A15	South Carolina*	Nashville, Tenn.
A16	South Carolina*	Nashville, Tenn.
A18	Indiana State	Nashville, Tenn.
A21	at Tennessee*	Knoxville, Tenn.
A22	at Tennessee*	Knoxville, Tenn.
A23	at Tennessee*	Knoxville, Tenn.
A28	Kentucky*	Nashville, Tenn.
A29	Kentucky*	Nashville, Tenn.
A30	Kentucky*	Nashville, Tenn.
M2	Georgia State	Nashville, Tenn.
M4	at Alabama*	Tuscaloosa, Ala.
M5	at Alabama*	Tuscaloosa, Ala.
M6	at Alabama*	Tuscaloosa, Ala.
M9	at Louisville	Louisville, Ky.
M12	at Florida*	Gainesville, Fla.
M13	at Florida*	Gainesville, Fla.
M14	at Florida*	Gainesville, Fla.
M16	MTSU	Nashville, Tenn.
M18	Arkansas*	Nashville, Tenn.
M19	Arkansas*	Nashville, Tenn.
M20	Arkansas*	Nashville, Tenn.

*SEC Game

Head Coach Tim Corbin

Hometown: Wolfeboro, N.H.
Alma Mater: Ohio Wesleyan (1984)
Born: Aug. 5, 1961
Career Record: 947-538-1 (26th season)
Record at Vanderbilt: 841-400-1 (21st season)



2023 Roster

No	Name	Pos.	Ht.	Wt.	Cl.	Hometown / Last School
99	Jack Anderson	RHP	Gr.	6-6	206	Nashville, Tenn. / Montgomery Bell
2	Ivan Arias	IF	Fr.	5-8	170	Boston, Mass. / Dexter Southfield
42	RJ Austin	UTL	Fr.	5-11	189	Atlanta, Ga. / Pace Academy
51	Enrique Bradfield Jr.	OF	Jr.	6-1	170	Hialeah, Fla. / American Heritage
16	Jack Bulger	UTL	Jr.	6-0	216	Bowie, Md. / DeMatha Catholic
98	Greysen Carter	RHP	So.	6-4	241	Louisville, Colo. / Fairview
97	Bryce Cunningham	RHP	So.	6-5	234	Headland, Ala. / Headland
11	Davis Diaz	IF	So.	5-11	186	Pittsburg, Calif. / Acalanes
43	Michael Doolin	RHP	Sr.	6-4	219	Schererville, Ind. / Andean
80	Andrew Dutkanych IV	RHP	Fr.	6-3	220	Indianapolis, Ind. / Brebeuf Jesuit Prep
45	Alan Espinal	C	Jr.	6-0	209	Viera, Fla. / Viera
95	Devin Futrell	LHP	So.	6-5	200	Pembroke Pines, Fla. / American Heritage
17	Ryan Ginther	LHP	So.	5-11	204	Hendersonville, Tenn. / Station Camp
21	Calvin Hewett	OF	Jr.	6-3	223	Greenland, N.H. / Portsmouth
40	Sam Hliboki	RHP	Sr.	6-3	209	Los Angeles, Calif. / Harvard Westlake
32	Cooper Holbrook	OF	Fr.	6-3	198	Mount Pleasant, S.C. / Porter-Gaud
20	Carter Holton	LHP	So.	5-11	201	Guyton, Ga. / Benedictine Military
38	David Horn	RHP	Fr.	6-4	220	Mission Viejo, Calif. / JSerra Catholic
23	Devan Kodali	OF	Fr.	6-2	190	New York, N.Y. / Poly Prep Country Day
19	Troy LaNeve	OF	Sr.	6-0	209	Pittsburgh, Pa. / Pine Richland
44	Cade Law	C	Fr.	6-1	224	Kingston Springs, Tenn. / Christ Presbyterian Academy
8	Chris Maldonado	IF	Fr.	6-1	190	Short Hills, N.J. / Seton Hall Prep
29	Nick Maldonado	RHP	Sr.	6-1	207	Short Hills, N.J. / Seton Hall Prep
10	T.J. McKenzie	OF	Sr.	6-1	191	Loxahatchee, Fla. / The Benjamin School
36	Grayson Moore	RHP	Jr.	6-3	215	Longwood, Fla. / Lake Mary
25	Parker Noland	IF	Sr.	6-1	203	Knoxville, Tenn. / Farragut
33	Hunter Owen	LHP	Jr.	6-6	261	South Portland, Maine / South Portland
1	Matthew Polk	UTL	So.	5-11	185	Long Beach, Calif. / Orange Lutheran
5	Logan Poteet	C	Fr.	6-2	214	Powell, Tenn. / Powell
55	Colton Regen	RHP	So.	6-4	183	Mt. Juliet, Tenn. / Mt. Juliet
88	Patrick Reilly	RHP	Jr.	6-3	208	Sea Girt, N.J. / Christian Brothers Academy
18	JD Rogers	OF	So.	5-10	203	Carmel, Ind. / Carmel
3	RJ Schreck	OF	Gr.	6-1	210	Los Angeles, Calif. / Harvard-Westlake
66	Thomas Schultz	RHP	Sr.	6-6	243	Mount Carmel, Pa. / Our Lady of Lourdes Regional
22	JD Thompson	LHP	Fr.	6-0	193	Rusk, Texas / Rusk
13	Jonathan Vastine	IF	So.	5-11	176	Bartow, Fla. / Bartow
9	Raymond Velazquez	IF	Fr.	6-1	201	Lowell, Mass. / St. Thomas More
6	Matt Wolfe	IF	Fr.	6-1	187	Westerville, Ohio / Olentangy Orange

Quick Facts

Location: Nashville, Tenn.
Founded: 1873
Enrollment: 7,057
Chancellor: Daniel Diermeier
Faculty Representative: Tracey George
Athletic Director: Candice Storey Lee
Nickname: Commodores
Colors: Black & Gold
Stadium: Charles Hawkins Field (3,626)

Team Information

Head Coach: Tim Corbin
Assistants: Scott Brown, Mike Baxter, Tyler Shewmaker (vol.)
2022 Record: 39-23 (14-16 SEC)

Media Services

Baseball SID: Will Owens
E-mail: will.owens@vanderbilt.edu
Cell Phone: (502) 718-25251
Internet Address: www.vucommODOres.com

Team History

All-Time Record: 2,457-1,812-33
SEC Record: 724-947-10
SEC Championships: 3 (2007, 2011, 2019)
SEC Tournament Appearances: 26 (1977, 1980, 1990, 1992-96, 2003-04, 2006-10-18, 19, 21-22)
SEC Tournament Record: 53-41
SEC Tournament Championships: 5 (1973-74, 1980, 2007, 19)

NCAA Regional Appearances: 20 (1973-74, 1980, 2004, 2006-19, 21-22)
NCAA Regional Championships: 10 (2004, 2010-11, 2013-15, 17-19, 21)
Super Regional Appearances: 10 (2004, 2010-11, 2013-15, 17-19, 21)
Super Regional Championships: 4 (2011, 2014, 2019, 21)
College World Series Appearances: 5 (2011, 2014-15, 19, 21)
National Championships: 2 (2014, 2019)
All-Time NCAA Tournament Record: 80-45



2022 IN REVIEW

SOUTHEASTERN CONFERENCE™



IT JUST MEANS MORE.

2022 BASEBALL

FINAL

EASTERN DIVISION

	SEC	Pct.	GB	All	Pct.	Home	Away	Neutral	Div.	T25	T10	L10	Streak
#Tennessee	25-5	.833	-	57-9	.864	37-5	13-2	7-2	15-3	16-6	7-3	8-2	L1
Georgia	15-15	.500	10.0	36-23	.610	23-9	9-11	4-3	9-9	9-10	2-4	4-6	L1
Florida	15-15	.500	10.0	42-24	.636	25-13	12-9	5-2	7-11	12-19	7-8	6-4	L1
Vanderbilt	14-16	.467	11.0	39-23	.629	21-12	13-8	5-3	10-8	10-18	4-9	4-6	L1
South Carolina	13-17	.433	12.0	27-28	.491	21-12	4-14	2-2	7-11	9-14	5-7	4-6	L1
Kentucky	12-18	.400	13.0	33-26	.559	23-11	7-13	3-2	8-10	13-14	8-11	7-3	L1
Missouri	10-20	.333	15.0	28-23	.549	17-8	9-15	2-0	7-11	3-13	1-8	4-6	L1

WESTERN DIVISION

	SEC	Pct.	GB	All	Pct.	Home	Away	Neutral	Div.	T25	T10	L10	Streak
*^Texas A&M	19-11	.633	-	44-20	.688	27-9	12-6	5-5	11-7	17-6	12-5	7-3	L1
*Arkansas	18-12	.600	1.0	46-21	.687	28-7	11-9	7-5	11-7	14-10	5-4	7-3	L1
LSU	17-13	.567	2.0	40-22	.645	26-9	11-9	3-4	7-11	8-10	3-8	6-4	L2
*Auburn	16-13	.552	2.5	43-22	.662	25-9	12-9	6-4	9-8	12-11	9-10	6-4	L1
*!Ole Miss	14-16	.467	5.0	42-23	.646	19-12	15-8	8-3	8-10	14-10	13-8	9-1	W3
Alabama	12-17	.414	6.5	31-27	.534	22-11	7-14	2-2	9-8	11-14	9-11	5-5	L2
Mississippi State	9-21	.300	10.0	26-30	.464	18-14	7-12	1-4	7-11	6-17	2-10	1-9	L3

INCAA Champion; #SEC Champion and SEC Tournament Champion; ^SEC Western Division Champion; *College World Series Participant

2022 NCAA CHAMPIONSHIP

NCAA Regionals

Friday, June 3

#9 Arkansas 7, Grand Canyon 1 (Stillwater, Okla.)
 at #3 Texas A&M 8, Oral Roberts 2
 San Diego 3, Vanderbilt 2 (Corvallis, Ore.)
 at #1 Tennessee 10, Alabama State 0
 at #18 Florida 7, Central Michigan 3
 Ole Miss vs. Arizona - postponed
 #19 LSU 14, Kennesaw State 11 (Hattiesburg, Miss.)
 at #20 Auburn 19, SE Louisiana 7
 VCU 8, Georgia 1 (Chapel Hill, N.C.)

Saturday, June 4

Georgia 24, Hofstra 1 (Chapel Hill, N.C.)
 Ole Miss 7, Arizona 4 (Coral Gables, Fla.)
 Vanderbilt 21, New Mexico State 1 (Corvallis, Ore.)
 #9 Arkansas 20, at #5 Oklahoma State 12
 at #20 Auburn 21, Florida State 7
 #8 Oklahoma 9, at #18 Florida 4
 #19 LSU 7, #10 Southern Miss 6 (10 inn.) (Hattiesburg, Miss.)
 at #1 Tennessee 12, Campbell 7
 at #3 Texas A&M 9, UL-Lafayette 6

NCAA Super Regionals

Sunday, June 5

at #11 North Carolina 6, Georgia 5
 at #18 Florida 6, Central Michigan 5
 at #18 Florida 7, #8 Oklahoma 2
 Ole Miss 2, at #6 Miami 1
 Vanderbilt 14, San Diego 4 (Corvallis, Ore.)
 Vanderbilt 8, at #2 Oregon State 1
 at #5 Oklahoma State 14, #9 Arkansas 10 (10 inn.)
 at #20 Auburn 11, #13 UCLA 4 (concluded Monday)

at #10 Southern Miss 8, #19 LSU 4
 at #1 Tennessee 9, Georgia Tech 6
 at #3 Texas A&M 15, #12 TCU 9

Monday, June 6

#8 Oklahoma 5, at #18 Florida 4
 Ole Miss 22, Arizona 6 (Coral Gables, Fla.)
 at #10 Southern Miss 8, #19 LSU 7
 at #2 Oregon State 7, Vanderbilt 6
 #9 Arkansas 7, at #5 Oklahoma State 3

Friday, June 10

#6 Notre Dame 8, at #1 Tennessee 6
 at #3 Texas A&M 5, #6 Louisville 4

Saturday, June 11

#8 Arkansas 4, at #11 North Carolina 1
 at #1 Tennessee 12, #6 Notre Dame 4
 at #3 Texas A&M 4, #6 Louisville 3
 #16 Ole Miss 10, at #10 Southern Miss 0
 #8 Auburn 7, at #2 Oregon State 5

Sunday, June 12

#8 Arkansas 4, at #11 North Carolina 3
 #6 Notre Dame 7, at #1 Tennessee 3
 #16 Ole Miss 5, at #10 Southern Miss 0
 at #2 Oregon State 4, #8 Auburn 3

Monday, June 13

#8 Auburn 4, at #2 Oregon State 3

College World Series (Omaha, Neb.)

Friday, June 17

#4 Oklahoma 13, #2 Texas A&M 8

Saturday, June 18

#3 Arkansas 17, #1 Stanford 2
 #8 Ole Miss 5, #7 Auburn 1

Sunday, June 19

#2 Texas A&M 10, #5 Texas 2

Monday, June 20

#7 Auburn 6, #1 Stanford 2
 #8 Ole Miss 13, #3 Arkansas 5

Tuesday, June 21

#2 Texas A&M 5, #6 Notre Dame 1
 #3 Arkansas 11, #7 Auburn 1

Wednesday, June 22

#4 Oklahoma 5, #2 Texas A&M 1
 #3 Arkansas 3, #8 Ole Miss 2

Thursday, June 23

#8 Ole Miss 2, #3 Arkansas 0

College World Series Finals

Saturday, June 25

#8 Ole Miss 10, #4 Oklahoma 3

Sunday, June 26

#8 Ole Miss 4, #4 Oklahoma 2

Rankings reflect the highest among the major polls.

2022 STATISTICS

(All Games)

Team	AVG	G	AB	R	H	2B	3B	HR	RBI	TB	SLG	BB	HBP	SO	GDP	OB%	SF	SH	SB	ATT	PO	A	E	FLD
Tennessee	.308	66	2283	613	704	156	23	158	574	1380	.604	388	70	548	34	.419	32	9	84	108	1784	576	49	.980
Texas A&M	.289	64	2201	474	637	124	10	84	443	1033	.469	351	73	584	31	.398	39	7	82	106	1698	645	82	.966
LSU	.289	62	2133	503	616	120	11	114	477	1100	.516	306	125	513	30	.404	25	23	22	29	1638	438	82	.962
Vanderbilt	.286	62	2101	425	600	115	16	77	390	978	.465	305	51	506	36	.384	31	31	98	109	1635	539	52	.977
Georgia	.284	59	2052	422	583	89	14	81	393	943	.460	285	52	551	29	.381	27	17	20	24	1557	472	45	.978
Auburn	.283	65	2251	455	637	126	10	74	423	1005	.446	304	80	566	29	.383	34	17	49	63	1737	582	45	.981
Missouri	.283	51	1753	356	496	84	5	62	328	776	.443	210	91	440	22	.384	23	9	55	63	1315	423	42	.976
Alabama	.279	58	1991	335	555	99	8	62	310	856	.430	220	52	472	31	.362	23	17	37	51	1534	505	40	.981
Ole Miss	.278	65	2191	483	610	120	9	108	448	1072	.489	295	57	606	39	.374	31	5	34	53	1693	464	61	.972
Mississippi State	.277	56	1946	389	539	96	5	95	359	930	.478	253	61	461	24	.374	23	6	44	54	1469	452	34	.983
Kentucky	.277	59	2003	375	554	122	11	59	341	875	.437	242	68	503	27	.370	24	17	81	92	1539	474	48	.977
Arkansas	.276	67	2277	472	628	127	11	106	443	1095	.481	325	72	546	41	.380	24	18	49	59	1773	629	43	.982
Florida	.273	66	2224	437	607	97	12	121	409	1091	.491	290	64	545	44	.368	35	19	55	76	1761	590	45	.981
South Carolina	.263	55	1804	314	475	76	5	58	287	735	.407	223	64	438	39	.360	25	23	50	69	1437	486	52	.974

CI - Ole Miss 2, Auburn 2, Tennessee 2, LSU 1, Vanderbilt 1, Miss. State 1, Florida 1, Texas A&M 1, Kentucky 1, Alabama 1, Arkansas 1.

(All games Sorted by Earned run avg)

Team	ERA	W	L	G	CG	SHO	CBO	SV	IP	H	R	ER	BB	SO	2B	3B	HR	AB	B/Avg	WP	HBP	BK	SFA	
SHA																								
Tennessee	2.51	57	9	66	1	9	8	9	594.2	428	192	166	164	695	65	7	64	2148	.199	30	34	2	11	12
Vanderbilt	3.96	39	23	62	3	10	9	11	545.0	449	275	240	243	627	91	6	59	2023	.222	43	63	1	14	16
Arkansas	4.07	46	21	67	0	3	3	20	591.0	505	290	267	285	674	89	2	60	2186	.231	50	63	7	15	18
Ole Miss	4.21	42	23	65	2	3	2	18	564.1	510	295	264	234	682	97	7	72	2157	.236	40	54	7	12	15
Florida	4.22	42	24	66	0	5	5	16	587.0	527	298	275	220	575	83	9	71	2205	.239	45	83	5	18	23
LSU	4.32	40	22	62	0	3	3	11	546.0	504	318	262	220	610	86	13	72	2101	.240	55	41	5	25	22
Auburn	4.49	43	22	65	1	4	4	20	579.0	560	328	289	260	666	122	2	70	2196	.255	63	58	4	24	17
Alabama	4.63	31	27	58	0	1	1	13	511.1	495	293	263	197	540	78	4	83	1957	.253	46	47	8	9	14
Texas A&M	4.67	44	20	64	0	2	2	16	566.0	582	345	294	220	588	102	11	51	2239	.260	73	59	1	15	25
Kentucky	4.89	33	26	59	0	1	1	11	513.0	512	327	279	254	593	88	14	51	1996	.257	53	76	2	16	8
South Carolina	5.41	27	28	55	0	3	3	11	479.0	489	321	288	246	501	79	6	72	1856	.263	70	52	6	21	16
Missouri	5.58	28	23	51	0	0	0	13	438.1	453	301	272	209	428	72	12	75	1711	.265	31	45	3	20	13
Georgia	5.67	36	23	59	0	4	4	14	519.0	518	355	327	288	563	87	4	80	1997	.259	69	78	2	18	19
Mississippi State	6.07	26	30	56	0	0	0	3	489.2	494	354	330	263	592	109	9	81	1897	.260	38	49	2	19	21

PB - LSU 18, Missouri 16, Arkansas 13, Texas A&M 12, Vanderbilt 11, Georgia 10, Florida 10, Auburn 9, Alabama 8, Kentucky 7, S. Carolina 6, Tennessee 6, Ole Miss 6, Miss. State 3.
Pickoffs - Ole Miss 11, S. Carolina 8, Georgia 8, LSU 7, Tennessee 7, Arkansas 6, Florida 5, Alabama 5, Texas A&M 4, Auburn 4, Kentucky 3, Miss. State 2, Missouri 2, Vanderbilt 1.

(All games Sorted by Fielding pct)

Team	C	PO	A	E	FLD%	DPs	SBA	CSB	SBA%	PB	CI
Mississippi State	1955	1469	452	34	.983	37	24	10	.706	3	1
Arkansas	2445	1773	629	43	.982	60	49	19	.721	13	1
Florida	2396	1761	590	45	.981	48	41	11	.788	10	1
Auburn	2364	1737	582	45	.981	51	30	18	.625	9	2
Alabama	2079	1534	505	40	.981	47	45	11	.804	8	1
Tennessee	2409	1784	576	49	.980	34	87	18	.829	6	2
Georgia	2074	1557	472	45	.978	39	44	17	.721	10	0
Kentucky	2061	1539	474	48	.977	35	45	10	.818	7	1
Vanderbilt	2226	1635	539	52	.977	41	51	18	.739	11	1
Missouri	1780	1315	423	42	.976	45	32	7	.821	16	0
South Carolina	1975	1437	486	52	.974	35	52	13	.800	6	0
Ole Miss	2218	1693	464	61	.972	26	38	17	.691	6	2
Texas A&M	2425	1698	645	82	.966	36	34	19	.642	12	1
LSU	2158	1638	438	82	.962	32	31	11	.738	18	1



2022 STATISTICS

Batting Leaders

Hitting minimums - 75% of Games 2.0 AB/Game 3.0 TPA/Game

Pitching minimums - 1 Games 1.0 IP/ Game

Batting Average

1. Sonny DiChiara, AU	.383
2. Jack Moss, AM	.380
3. Dominic Keegan, VU	.371
4. Jacob Berry, LS	.370
4. Spencer Jones, VU	.370
6. Torin Montgomery, MO	.365
7. Drew Gilbert, UT	.362
8. Austin Bost, AM	.360
9. Wyatt Langford, UF	.355
9. Trey Lipscomb, UT	.355

Slugging Percentage

1. Sonny DiChiara, AU	.777
2. Wyatt Langford, UF	.719
3. Trey Lipscomb, UT	.717
4. Dylan Crews, LS	.691
5. Drew Gilbert, UT	.673
6. Jorel Ortega, UT	.672
7. RJ Yeager, MS	.668
8. Luc Lipcius, UT	.667
9. Dominic Keegan, VU	.646
10. Spencer Jones, VU	.643

On base percentage

1. Sonny DiChiara, AU	.549
2. Dylan Rock, AM	.468
3. Luc Lipcius, UT	.466
4. Jacob Berry, LS	.464
5. Dylan Crews, LS	.463
6. Torin Montgomery, MO	.462
7. Spencer Jones, VU	.460
8. Dominic Keegan, VU	.458
9. Drew Gilbert, UT	.455
10. Austin Bost, AM	.451

Runs scored

1. Wyatt Langford, UF	73
1. Dylan Crews, LS	73
3. Jordan Beck, UT	70
3. Luc Lipcius, UT	70
5. Enrique Bradfield, VU	69
6. Trey Lipscomb, UT	68
7. Dylan Rock, AM	67
7. Jacob Gonzalez, UM	67
9. Tim Elko, UM	63
9. Jud Fabian, UF	63

Hits

1. Jack Moss, AM	103
2. Wyatt Langford, UF	91
3. Sterlin Thompson, UF	90
4. Trey Lipscomb, UT	89
5. Blake Rambusch, AU	87
5. Dylan Crews, LS	87
7. Austin Bost, AM	85
7. Spencer Jones, VU	85
7. Dominic Keegan, VU	85
10. Michael Turner, AR	83

Runs Batted In

1. Trey Lipscomb, UT	84
2. Tim Elko, UM	75
3. Dylan Crews, LS	72
4. Drew Gilbert, UT	70
5. Dominic Keegan, VU	67
6. Dylan Rock, AM	65
7. Wyatt Langford, UF	63
8. Jordan Beck, UT	61
8. Jorel Ortega, UT	61
10. Cayden Wallace, AR	60
10. Spencer Jones, VU	60

Doubles

1. Drew Gilbert, UT	21
1. Spencer Jones, VU	21
3. Cayden Wallace, AR	20
3. Jorel Ortega, UT	20
5. Trey Lipscomb, UT	19
5. Connor Tate, UG	19
5. Robert Moore, AR	19
5. Kason Howell, AU	19
5. Cade Doughty, LS	19
10. Tre' Morgan, LS	18
10. Jack Moss, AM	18

Triples

1. Enrique Bradfield, VU	5
2. Bobby Peirce, AU	4
2. Drew Gilbert, UT	4
2. Tyler McManus, LS	4
2. Jorel Ortega, UT	4
2. Ben Anderson, UG	4
2. Dylan Crews, LS	4
8. 10 tied at	3

Home Runs

1. Wyatt Langford, UF	26
2. Tim Elko, UM	24
2. Jud Fabian, UF	24
4. Sonny DiChiara, AU	22
4. Dylan Crews, LS	22
4. Trey Lipscomb, UT	22
7. Dylan Rock, AM	19
7. Luc Lipcius, UT	19
9. Brayden Jobert, LS	18
9. Jordan Beck, UT	18
9. RJ Yeager, MS	18
9. Jorel Ortega, UT	18
9. Jacob Gonzalez, UM	18

Total Bases

1. Wyatt Langford, UF	184
2. Trey Lipscomb, UT	180
3. Dylan Crews, LS	172
4. Sonny DiChiara, AU	160
5. Jorel Ortega, UT	158
6. Tim Elko, UM	154
7. Cayden Wallace, AR	152
8. Jordan Beck, UT	150
9. Spencer Jones, VU	148
9. Dominic Keegan, VU	148

Walks

1. Sonny DiChiara, AU	68
2. Jud Fabian, UF	62
3. Luc Lipcius, UT	59
4. Kole Kaler, AM	53
5. Dylan Rock, AM	52
6. Jacob Gonzalez, UM	50
7. Tim Elko, UM	43
8. Dylan Crews, LS	42
8. Robert Moore, AR	42
8. Cortland Lawson, UT	42
8. Braydon Webb, AR	42
8. Ryan Targac, AM	42

Stolen Bases

1. Enrique Bradfield, VU	46
2. Seth Stephenson, UT	25
3. Daniel Harris IV, UK	16
3. John Thrasher, UK	16
3. Chase Estep, UK	16
3. Blake Rambusch, AU	16
3. Dylan Rock, AM	16
8. Ryan Ritter, UK	15
9. Spencer Jones, VU	14
10. Kamren James, MS	14
10. Luc Lipcius, UT	14

Pitching Leaders

Hitting minimums - 75% of Games 2.0 AB/Game 3.0 TPA/Game
Pitching minimums - 1 Games 1.0 IP/ Game

Earned Run Average

1. Chase Dollander, UT	2.39
2. Sean Harney, UK	2.62
3. Hunter Elliott, UM	2.70
4. Drew Beam, UT	2.72
5. Chase Burns, UT	2.91
6. Carter Holton, VU	3.14
7. Joseph Gonzalez, AU	3.22
8. Devin Futrell, VU	3.41
8. Brandon Sproat, UF	3.41
10. Will Sanders, SC	3.43

Opposing Batting Average

1. Chase Dollander, UT	.175
2. Drew Beam, UT	.186
3. Carter Holton, VU	.192
4. Hunter Elliott, UM	.201
5. Brandon Neely, UF	.205
6. Chris McElvain, VU	.211
7. Chase Burns, UT	.216
8. Cade Smith, MS	.221
9. Devin Futrell, VU	.225
10. Sean Harney, UK	.226
10. Jonathan Cannon, UG	.226

Innings Pitched

1. Connor Noland, AR	116.0
2. Dylan DeLucia, UM	95.1
3. Nathan Dettmer, AM	92.0
4. Brandon Sproat, UF	89.2
5. Will Sanders, SC	89.1
6. Chris McElvain, VU	86.1
7. Garrett McMillan, UA	86.0
8. Micah Dallas, AM	81.2
9. Trace Bright, AU	80.2
10. Chase Burns, UT	80.1
10. Carter Holton, VU	80.1

Batters Struck Out

1. Preston Johnson, MS	117
2. Connor Noland, AR	113
3. Chase Dollander, UT	108
4. Dylan DeLucia, UM	105
5. Chase Burns, UT	103
6. Hunter Elliott, UM	102
7. Chris McElvain, VU	100
8. Carter Holton, VU	97
9. Trace Bright, AU	94
10. Will Sanders, SC	91

Wins

1. Chase Dollander, UT	10
2. Devin Futrell, VU	9
2. Jonathan Cannon, UG	9
2. Brandon Sproat, UF	9
5. Drew Beam, UT	8
5. Chase Burns, UT	8
5. Dylan DeLucia, UM	8
5. Carter Holton, VU	8
5. Connor Noland, AR	8
10. 6 tied at	7

Saves

1. Blake Burkhalter, AU	16
2. Brandon Johnson, UM	12
3. Jack Gowen, UG	10
4. Brady Tygart, AR	8
4. Dylan Ray, UA	8
4. Thomas Schultz, VU	8
7. Redmond Walsh, UT	7
8. Tyler Guilfoil, UK	6
8. Ryan Slater, UF	6
8. Paul Gervase, LS	6

2022 HONORS AND AWARDS

2022 SEC Baseball Awards

Scholar-Athlete of the Year: Ben Anderson, Georgia

SEC Baseball Community Service Team

Alabama - Owen Diodati
Arkansas - Braydon Webb
Auburn - Garrett Farquhar
Florida - Josh Rivera
Georgia - Cole Tate
Kentucky - Mason Hazelwood
LSU - Dylan Crews
Ole Miss - Tim Elko
Mississippi State - RJ Yeager
Missouri - Trevor Austin
South Carolina - Parker Coyne
Tennessee - Kirby Connell
Texas A&M - Rody Barker
Vanderbilt - Jack Anderson

SEC Baseball Weekly Honors

SEC Player of the Week
2/21: Cade Doughty, LSU
2/28: Trey Lipscomb, Tennessee / Colby Halter, Florida
3/7: Chase Estep, Kentucky
3/14: Brandt Belk, South Carolina / Cayden Wallace, Arkansas
3/21: Tate Kolwyck, Vanderbilt
3/28: Alonzo Rubalcaba, Kentucky / Braylen Wimmer, South Carolina
4/4: Fox Leum, Missouri
4/11: Sonny DiChiara, Auburn / Dylan Rock, Texas A&M
4/18: Jorel Ortega, Tennessee
4/25: Brad Cumbest, Mississippi State
5/2: Braydon Webb, Arkansas
5/9: Dylan Crews, LSU / BT Riopelle, Florida
5/16: Enrique Bradfield, Jr., Vanderbilt
5/23: Brayden Jobert, LSU

SEC Pitcher of the Week
2/21: Hunter Barco, Florida
2/28: Micah Dallas, Texas A&M / Jonathan Cannon, Georgia
3/7: Brandon Sproat, Florida
3/14: Matthew Becker, South Carolina / Parker Stinnett, Mississippi State
3/21: Jonathan Cannon, Georgia
3/28: Chase Dollander, Tennessee
4/4: Drew Beam, Tennessee
4/11: Joseph Gonzalez, Auburn / Garrett McMillan, Alabama
4/18: Nathan Dettmer, Texas A&M
4/25: Chris McElvain, Vanderbilt
5/2: Noah Hall, South Carolina / Nathan Dettmer, Texas A&M
5/9: Tyler Guilfoil, Kentucky
5/16: Noah Hall, South Carolina / Carter Holton, Vanderbilt
5/23: Chase Dollander, Tennessee

SEC Freshman of the Week
2/21: Michael Braswell, South Carolina
2/28: Jared Dickey, Tennessee
3/7: Davis Diaz, Vanderbilt
3/14: Jared Dickey, Tennessee
3/21: Drew Beam, Tennessee / Carter Holton, Vanderbilt
3/28: Chase Burns, Tennessee
4/4: Drew Beam, Tennessee
4/11: Josh Pearson, LSU / Blake Purnell, Florida
4/18: Hagen Smith, Arkansas
4/25: Christian Moore, Tennessee
5/2: Brady Tygart, Arkansas
5/9: Hunter Elliott, Ole Miss / Carter Holton, Vanderbilt
5/16: Hunter Elliott, Ole Miss / Blake Burke, Tennessee
5/23: Brandon Neely, Florida

Collegiate Baseball Newspaper All-America Team

Chase Dollander, Tennessee (1)
Dylan Crews, LSU (1)
Tyler Guilfoil, Kentucky (2)
Trey Lipscomb, Tennessee (2)
Drew Gilbert, Tennessee (2)
Sonny DiChiara, Auburn (2)
Chase Burns, Tennessee (3)
Jonathan Cannon, Georgia (3)
RJ Yeager, Mississippi State (3)
Jacob Berry, LSU (3)

NCBWA All-America Team

Trey Lipscomb, Tennessee (1)
Dylan Crews, LSU (1)
Enrique Bradfield, Jr., Vanderbilt (1)
Drew Gilbert, Tennessee (1)
Chase Burns, Tennessee (1)
Chase Dollander, Tennessee (1)
Jack Gowen, Georgia (1)
Tyler Guilfoil, Kentucky (1)
Sonny DiChiara, Auburn (2)
Jacob Berry, LSU (2)
Wyatt Langford, Florida (2)
Drew Beam, Tennessee (2)
Blake Burkhalter, Auburn (2)
Redmond Walsh, Tennessee (2)
Tim Elko, Ole Miss (3)
RJ Yeager, Mississippi State (3)
Dylan Rock, Texas A&M (3)
Jonathan Cannon, Georgia (3)
Ben Joyce, Tennessee (3)

D1Baseball.com All-America Team

Dylan Crews, LSU (1)
Wyatt Langford, Florida (1)
Sonny DiChiara, Auburn (1)
Chase Dollander, Tennessee (1)
Dylan Rock, Texas A&M (2)
Jacob Palisch, Texas A&M (2)
Enrique Bradfield Jr., Vanderbilt (3)
Drew Gilbert, Tennessee (3)
Trey Lipscomb, Tennessee (3)
Chase Burns, Tennessee (3)

Baseball America All-America Team

Dylan Crews, LSU (1)
Sonny DiChiara, Auburn (1)
Tyler Guilfoil, Kentucky (1)
Trey Lipscomb, Tennessee (2)
Drew Gilbert, Tennessee (2)
Chase Dollander, Tennessee (2)
Jacob Palisch, Texas A&M (2)
Enrique Bradfield Jr., Vanderbilt (3)
Dylan DeLucia, Ole Miss (3)

Academic All-America Baseball Team

Evan Russell, Tennessee (1)
RJ Yeager, Mississippi State (1)
Luc Lipcius, Tennessee (2)
Daniel Harris IV, Kentucky (3)
Braydon Webb, Arkansas (3)
Owen Diodati, Alabama (3)

Team in ()



CHAMPIONS

SEC Champions

1933	Georgia	8-1	12-3-1	Bill White
1934	Alabama	13-3	13-5	J.B. Whitworth
1935	Alabama	8-2	10-2	Tilden Campbell
1936	Alabama	7-3-1	10-3-1	Tilden Campbell
1937	Auburn	8-1	-	Dell Morgan
1938	Alabama	10-1	14-1	Tilden Campbell
1939	LSU	10-2	22-6	Harry Rabenhorst
1940	Alabama	12-1	14-2	Tilden Campbell
1941	Alabama	13-2	18-2-1	Tilden Campbell
1942	Alabama	9-1	10-2	Tilden Campbell
1943	LSU	11-3	13-8	"Red" Swanson
1944	No season			
1945	No season			
1946	LSU	10-5	11-3	Harry Rabenhorst
1947	Alabama	11-3	18-7	Tilden Campbell
1948	Mississippi State	12-5	17-8	R.P. Patty
1949	Mississippi State	13-3	19-6	R.P. Patty
1950	Alabama	12-4	21-12	Tilden Campbell
1951	Tennessee	16-1	20-3	S.W. Anderson
1952	Florida	12-2	12-14-2	Dave Fuller
1953	Georgia	12-3	23-7	Jim Whatley
1954	Georgia	11-4	16-9	Jim Whatley
1955	Alabama	16-2	23-6	Tilden Campbell
1956	Florida	13-3	20-4	Dave Fuller
1957	*Georgia Tech	13-3	-	Joe Pittard
1958	Auburn	12-3	17-8	Joe Connally
1959	Ole Miss	10-3	16-5	Tom Swayze
1960	Ole Miss	12-2	22-3	Tom Swayze
1961	LSU	11-4	20-5	Ray Didier
1962	Florida	14-3	23-9-1	Dave Fuller
1963	Auburn	15-3	17-8	Paul Nix
1964	Ole Miss	11-1	19-4	Tom Swayze
1965	Mississippi State	11-4	13-7	Paul Gregory
1966	Mississippi State	11-4	17-9	Paul Gregory
1967	Auburn	15-2	27-7	Paul Nix
1968	Alabama	10-8	22-11	Joe Sewell
1969	Ole Miss	11-5	27-15	Tom Swayze
1970	Mississippi State	11-4	32-8	Paul Gregory
1971	Mississippi State	13-5	32-12	Paul Gregory
1972	Ole Miss	15-3	28-16	Jake Gibbs
1973	Vanderbilt	11-5	36-16	Larry Schmittou
1974	Vanderbilt	11-4	37-22-1	Larry Schmittou
1975	LSU	19-3	40-16	Jim Smith
1976	Auburn	12-7	37-15	Paul Nix
1977	Ole Miss	15-9	40-18	Jake Gibbs
1978	Auburn	15-8	33-21	Paul Nix
1979	Mississippi State	17-2	48-12	Ron Polk
1980	Vanderbilt	13-9	34-21-1	Roy Mewbourne
1981	Florida	16-7	42-17	Jay Bergman
1982	Florida	14-8	34-25	Jack Rhine
1983	Alabama	14-7	46-11	Barry Schollenberger
1984	Florida	18-4	43-16	Joe Arnold
1985	Mississippi State	16-8	50-15	Ron Polk
1986	LSU	22-5	49-9	Skip Bertman
1987	Mississippi State	13-13	39-22	Ron Polk
1988	Florida	21-6	39-15-1	Joe Arnold
1989	Mississippi State	20-5	54-14	Ron Polk
1990	LSU	20-7	54-19	Skip Bertman
1991	LSU	19-7	55-18	Skip Bertman
1992	LSU	18-6	50-16	Skip Bertman
1993	LSU	18-8-1	53-17-1	Skip Bertman
1994	Tennessee	24-5	52-14	Rod Delmonico
1995	Tennessee	22-8	54-16	Rod Delmonico
1996	Alabama	20-10	50-19	Jim Wells
	Florida	20-10	50-18	Andy Lopez
	LSU	20-10	52-15	Skip Bertman
1997	LSU	22-7	57-13	Skip Bertman
1998	Florida	21-8	46-18	Andy Lopez
1999	Arkansas	22-8	42-23	Norm DeBriyn
2000	South Carolina	25-5	56-10	Ray Tanner
2001	Georgia	20-10	36-10	Ron Polk
2002	South Carolina	21-8	57-18	Ray Tanner
2003	LSU	20-9-1	45-22-1	Smoke Laval
2004	Arkansas	19-11	45-24	Dave Van Horn
	Georgia	19-11	45-23	David Perno

2005	Florida	20-10	48-23	Pat McMahon
2006	Alabama	20-10	44-21	Jim Wells
	Kentucky	20-10	44-17	John Cohen
2007	Vanderbilt	22-8	54-13	Tim Corbin
2008	Georgia	20-9-1	45-25-1	David Perno
2009	LSU	20-10	56-17	Paul Mainieri
	Ole Miss	20-10	44-20	Mike Bianco
2010	Florida	22-8	47-7	Kevin O'Sullivan
2011	Florida	22-8	53-19	Kevin O'Sullivan
	South Carolina	22-8	55-14	Ray Tanner
	Vanderbilt	22-8	54-12	Tim Corbin
2012	LSU	19-11	49-20	Paul Mainieri
2013	Vanderbilt	26-3	54-12	Tim Corbin
2014	Florida	21-9	40-23	Kevin O'Sullivan
2015	LSU	21-8	54-12	Paul Mainieri
2016	Mississippi State	21-9	44-18-1	John Cohen
2017	Florida	21-9	52-19	Kevin O'Sullivan
	LSU	21-9	52-20	Paul Mainieri
2018	Florida	20-10	49-21	Kevin O'Sullivan
2019	Vanderbilt	23-7	59-12	Tim Corbin
2020	No champion - season canceled due to COVID-19 pandemic			
2021	Arkansas	22-8	50-13	Dave Van Horn
2022	Tennessee	25-5	57-9	Tony Vitello

SEC National Champions

1990	- Georgia
1991	- LSU
1993	- LSU
1996	- LSU
1997	- LSU
2000	- LSU
2009	- LSU
2010	- South Carolina
2011	- South Carolina
2014	- Vanderbilt
2017	- Florida
2019	- Vanderbilt
2021	- Mississippi State
2022	- Ole Miss

SEC Championships

LSU	17	('39-43-46-61-75-86-90-91-92-93-96-97-03-09-12-15-17)
Florida	15	('52-56-62-81-82-84-88-96-98-05-10-11-14-17-18)
Alabama	13	('34-35-36-38-40-41-42-47-50-55-68-83-96)
Mississippi State	11	('48-49-65-66-70-71-79-85-87-89-16)
Ole Miss	7	('59-60-64-69-72-77-09)
Vanderbilt	7	('73-74-80-07-11-13-19)
Auburn	6	('37-58-63-67-76-78)
Georgia	6	('33-54-55-01-04-08)
Tennessee	4	('51-94-95-22)
South Carolina	3	('00-02-11)
Arkansas	3	('99-04-21)
Kentucky	1	('06)
*Georgia Tech	1	('57)

SEC Division Championships (since 1959)

Florida	25	('60-62-68-69-77-78-79-80-81-82-83-84-85-88-92-96-97-98-05-09-10-11-14-17-18)
LSU	19	('61-75-85-92-93-94-96-97-98-00-01-03-05-08-09-12-13-15-17)
Ole Miss	13	('59-60-63-64-67-69-72-77-82-05-09-14-18)
Auburn	11	('61-63-64-65-67-76-78-80-89-95-10)
Mississippi State	11	('62-65-66-70-71-79-81-83-84-16-19)
Vanderbilt	9	('71-72-73-74-07-11-13-15-19)
Tennessee	8	('66-70-93-94-95-97-21-22)
South Carolina	7	('99-00-02-03-11-12-16)
Alabama	6	('68-73-74-96-02-06)
Arkansas	6	('99-04-07-18-19-21)
Georgia	4	('75-01-04-08)
Kentucky	2	('76-'06)
Texas A&M	1	('22)
*Georgia Tech	1	('59)

*Former Member of the SEC

All-Time Standings (SEC games only)

Team	Games	Won	Lost	Tied	Pct.
Florida	1768	1059	707	2	.600
LSU	1836	1015	812	9	.555
South Carolina	877	486	390	1	.555
Mississippi State	1844	987	854	3	.536
Alabama	1868	983	880	5	.528
Arkansas	870	457	413	0	.525
Texas A&M	267	138	128	1	.519
Auburn	1828	941	884	3	.516
Ole Miss	1870	881	987	2	.472
Georgia	1822	851	967	4	.468
Tennessee	1714	791	922	1	.462
Vanderbilt	1681	724	947	10	.434
Kentucky	1770	753	1009	8	.428
Missouri	270	97	172	1	.361

All-Time Records

Team	Games	Won	Lost	Tied	Pct.
Mississippi State	4202	2760	1619	29	.660
Texas A&M	4460	2831	1586	43	.640
South Carolina	4365	2706	1642	17	.622
Florida	4355	2681	1650	24	.618
Arkansas	3798	2349	1443	6	.619
LSU	4361	2679	1651	31	.618
Alabama	4454	2716	1714	24	.612
Auburn	3647	2170	1471	6	.596
Missouri	4102	2412	1669	21	.591
Ole Miss	4003	2327	1656	20	.584
Vanderbilt	4302	2457	1812	33	.575
Georgia	4239	2387	1828	24	.566
Tennessee	3861	2194	1653	14	.570
Kentucky	3945	2005	1905	25	.511

All-Time SEC Tournament Records

Team	App.	W-L	Pct.	Titles
LSU	36	89-47	.654	12
Texas A&M	8	14-10	.583	1
Vanderbilt	26	53-41	.564	3
Miss. State	35	66-57	.537	7
Alabama	30	52-48	.520	7
Florida	41	75-68	.524	4
Tennessee	18	32-27	.542	4
Ole Miss	26	44-44	.500	6
Arkansas	26	38-44	.463	1
Auburn	29	35-52	.402	3
Georgia	27	31-49	.388	0
Kentucky	23	25-39	.391	0
South Carolina	29	29-51	.363	1
Missouri	6	2-8	.200	0

SEC Championship Formats

- 1933-1947** SEC Champion based on conference winning percentage.
- 1948-1950** SEC divided into two divisions (Eastern and Western) but composite standings still kept. Division leaders meet in best-of-five-game championship series for SEC Championship.
- 1951-1952** Championship series discontinued; SEC Champion based on conference winning percentage.
- 1953-1976** Division leaders meet in best-of-three-game championship series for SEC Championship.
- 1977-1985** Top two teams from each division meet in a double-elimination tournament at alternating site of division champion for SEC Championship.
- 1986** League abolishes divisions; Round-robin play begins; Top four teams meet in a double-elimination tournament for SEC Championship.
- 1987** Tournament field increases to top six regular-season finishers for SEC Championship.
- 1988-1991** Team finishing with highest conference winning percentage over 27-game round-robin schedule is SEC Champion; Tournament is played to award NCAA automatic bid.
- 1992** SEC Champion is team finishing the 24-game conference schedule with the highest winning percentage; League recognizes team finishing with highest overall winning percentage as Eastern and Western Division Champions in their respective divisions.
- 1993-1995** SEC Tournament games count toward all SEC Championships; SEC Champion is team with highest overall conference winning percentage; Eastern and Western Division Champions are teams in each division with the highest overall conference winning percentage; NCAA automatic bid is awarded to the team which wins its divisional tournament and has the highest overall conference winning percentage.
- 1996-1997** SEC Champion is the team with the highest conference winning percentage based on 30-game regular season schedule; Neutral site, eight-team conference tournament; Tournament field consists of top three teams (based on conference winning percentage) from Eastern and Western Divisions and two at-large teams chosen based on their conference winning percentage. NCAA automatic bid is awarded to tournament winner.
- 1998** SEC Champion is the team with the highest conference winning percentage on 30-game regular season schedule; Neutral site, eight-team double elimination conference tournament; Tournament field consists of top three teams (based on conference winning percentage) from Eastern and Western Divisions and two at-large teams chosen based on their conference winning percentage. Divisional winners guaranteed top two seeds. NCAA automatic bid is awarded to tournament winner.
- 1999-2011** Format remains the same as 1998 except tournament field consists of top two teams from each division and four at-large teams chosen based on their conference winning percentage.
- 2012** SEC Champion is the team with the highest conference winning percentage on 30-game regular season schedule; Neutral site, 10-team conference tournament; Games played from Tuesday thru Friday are double elimination with single elimination starting on Saturday; Tournament field consists of top team (based on conference winning percentage) from Eastern and Western Divisions and eight at-large teams chosen based on their conference winning percentage.
- 2013-Present** SEC Champion is the team with the highest conference winning percentage on 30-game regular season schedule; Neutral site, 12-team conference tournament; Tournament field consists of top team (based on conference winning percentage) from Eastern and Western Divisions and 10 at-large teams chosen based on their conference winning percentage; Two divisional champions and top four seeds guaranteed opening-round byes; Seeds 5-12 meet in single-elimination format on opening day of the tournament, followed by traditional double-elimination play Wednesday-Friday; returns to single elimination play on Saturday.



ANNUAL STANDINGS

1933

School	W-L	Pct.
Georgia	8-1	.889
Miss. State	5-3	.625
Auburn	5-4	.556
Alabama	5-5	.500
Florida	4-4	.500
Georgia Tech	4-10	.286
LSU	0-4	.000
Kentucky	0-0	.000
Ole Miss	0-0	.000
Tennessee	0-0	.000
Tulane	0-0	.000
Vanderbilt	0-0	.000

1934

School	W-L	Pct.
Alabama	13-3	.813
Miss. State	8-4	.667
Georgia	7-4	.636
Georgia Tech	7-7	.500
Florida	4-5	.444
Auburn	4-6	.400
LSU	3-6	.333
Kentucky	0-2	.000
Vanderbilt	0-2	.000
Ole Miss	0-9	.000
Tennessee	0-0	.000
Tulane	0-0	.000

1935

School	W-L	Pct.
Alabama	8-2	.800
Miss. State	8-3	.727
Auburn	6-5	.545
Florida	4-4	.500
Georgia	4-4	.500
Georgia Tech	4-6	.400
LSU	4-6	.400
Ole Miss	0-10	.000
Kentucky	0-0	.000
Tennessee	0-0	.000
Tulane	0-0	.000
Vanderbilt	0-0	.000

1936

School	W-L	Pct.
Alabama	7-3-1	.682
LSU	7-4	.636
Miss. State	6-4	.600
Auburn	5-5	.500
Florida	4-4	.500
Georgia	3-5	.375
Ole Miss	1-8	.111
Georgia Tech	0-0	.000
Kentucky	0-0	.000
Tennessee	0-0	.000
Tulane	0-0	.000
Vanderbilt	0-0	.000

1937

School	W-L	Pct.
Auburn	8-1	.889
Alabama	8-2	.800
Miss. State	8-3	.727
Ole Miss	4-4	.500
Florida	3-3	.500
Georgia Tech	4-7	.364
LSU	5-10	.333
Georgia	2-8	.250
Tulane	0-4	.000
Kentucky	0-0	.000
Tennessee	0-0	.000
Vanderbilt	0-0	.000

1938

School	W-L	Pct.
Alabama	10-1	.909
Florida	4-2	.667
Georgia	5-3	.625
Ole Miss	5-5	.500
Tulane	1-1	.500
Auburn	5-7	.417
Georgia Tech	5-8	.385
Vanderbilt	1-2	.333
LSU	3-6	.333
Miss. State	3-7	.300
Tennessee	0-0	.000
Kentucky	0-0	.000

1939

School	W-L	Pct.
LSU	10-2	.833
Auburn	10-4	.714
Florida	4-2	.667
Ole Miss	7-5	.583
Vanderbilt	4-3	.571
Georgia	5-4	.556
Kentucky	3-3	.500
Tennessee	1-1	.500
Alabama	4-8	.333
Georgia Tech	3-9	.250
Miss. State	3-10	.231
Tulane	0-3	.000

1940

School	W-L	Pct.
Alabama	12-1	.923
Georgia	9-1	.900
LSU	10-4	.714
Vanderbilt	5-2	.714
Auburn	4-5	.444
Kentucky	3-5	.375
Miss. State	4-7	.364
Georgia Tech	5-10	.333
Florida	3-6	.333
Tennessee	2-4	.333
Tulane	1-3	.250
Ole Miss	1-11	.083

1941

School	W-L	Pct.
Alabama	13-2	.867
Georgia	8-2	.800
Ole Miss	7-4	.636
Georgia Tech	10-8	.555
Auburn	5-5	.500
Tennessee	3-3	.500
Miss. State	7-8	.467
Vanderbilt	3-5	.375
LSU	5-9	.357
Tulane	2-6	.250
Florida	2-6	.250
Kentucky	3-10	.230

1942

School	W-L	Pct.
Alabama	9-1	.900
Georgia	6-2	.750
Georgia Tech	7-7	.500
LSU	6-6	.500
Auburn	4-4	.500
Miss. State	6-7	.461
Vanderbilt	4-5	.444
Ole Miss	4-7	.363
Kentucky	2-4	.333
Tennessee	1-2	.333
Tulane	2-6	.250
Florida	0-0	.000

1943

School	W-L	Pct.
LSU	11-3	.785
Vanderbilt	6-2	.750
Auburn	3-1	.750
Alabama	9-4	.692
Tulane	5-3	.625
Georgia Tech	2-5	.286
Miss. State	3-9	.250
Georgia	1-3	.250
Kentucky	1-3	.250
Ole Miss	2-10	.200
Florida	0-0	.000
Tennessee	0-0	.000

**** No teams in 1944 and 1945 (World War II)**

1946

School	W-L	Pct.
LSU	11-3	.786
Alabama	10-5	.667
Georgia	8-4	.667
Auburn	5-3	.625
Ole Miss	3-3	.500
Miss. State	2-9	.182
Florida	1-7	.125
Tulane	0-6	.000
Georgia Tech	0-0	.000
Kentucky	0-0	.000
Tennessee	0-0	.000
Vanderbilt	0-0	.000

ANNUAL STANDINGS

1947

School	W-L	Pct.
Alabama	11-3	.786
Auburn	11-5	.688
Tennessee	5-3	.625
Tulane	3-2	.600
Georgia Tech	6-6	.500
Ole Miss	4-4	.500
Kentucky	4-4	.500
Miss. State	7-8	.467
Vanderbilt	5-7	.417
LSU	4-7	.364
Georgia	4-11	.267
Florida	2-6	.250

In 1948 the conference was divided into two divisions, East and West, with the leader in each to qualify for the five-game playoffs.

1948

School	W-L	Pct.
Tulane	7-1	.875
Auburn	14-5	.737
*Miss. State	12-5	.706
Alabama	11-5	.688
Georgia Tech	11-7	.611
Kentucky	9-7	.563
Georgia	9-8	.529
Vanderbilt	7-8	.429
LSU	4-10	.286
Florida	3-9	.250
Ole Miss	4-13	.235
Tennessee	3-16	.158

*Tulane did not play sufficient games to qualify for playoffs.

Miss. State beat Auburn in the playoff, 3 games to none.

1949

School	W-L	Pct.
*Miss State	13-3	.813
Alabama	14-4	.778
Kentucky	11-5	.688
Georgia	11-7	.611
Tulane	5-5	.500
Georgia Tech	9-11	.450
Florida	5-7	.417
Auburn	6-10	.375
LSU	5-9	.357
Tennessee	5-9	.357
Vanderbilt	4-8	.333
Ole Miss	2-12	.143

*Miss. State beat Kentucky in playoffs, 3 games to one.

1950

School	W-L	Pct.
Kentucky	11-2	.846
*Alabama	12-4	.750
Miss. State	9-5	.643
Georgia	10-6	.625
Florida	5-3	.625
Ole Miss	5-5	.500
Tennessee	7-9	.437
Georgia Tech	7-11	.389
Auburn	7-12	.368
Vanderbilt	4-13	.235
LSU	2-7	.222
Tulane	1-4	.200

*Alabama beat Kentucky in the playoffs, 3 games to one.

1951

School	W-L	Pct.
Tennessee	16-1	.941
Alabama	13-4-1	.750
Ole Miss	10-4	.714
Florida	9-7	.563
LSU	6-6	.500
Auburn	8-8	.500
Tulane	7-9	.438
Miss. State	6-9	.400
Georgia Tech	8-12	.400
Kentucky	5-9-1	.357
Georgia	6-11	.353
Vanderbilt	0-13-1	.000

*Playoffs discontinued. Championship based on percentage.

1952

School	W-L	Pct.
Florida	12-2	.857
Tulane	11-4	.733
Alabama	12-7	.632
Tennessee	11-7	.611
Auburn	10-8	.556
Kentucky	6-6	.500
LSU	7-9	.438
Georgia Tech	8-11	.421
Miss. State	6-9	.400
Georgia	6-9	.400
Ole Miss	6-10	.375
Vanderbilt	0-14	.000

*No playoff. Eastern winner conceded title to Florida.

1953

School	W-L	Pct.
Miss. State	12-3	.800
*Georgia	12-4	.750
Florida	11-5	.706
Tulane	8-7	.532
Alabama	9-8	.529
Ole Miss	8-9	.471
LSU	7-8	.467
Tennessee	6-7	.462
Georgia Tech	7-10	.413
Kentucky	5-9	.357
Auburn	6-12	.333
Vanderbilt	3-11	.214

*Georgia beat Miss. State two games to none in playoffs.

1954

School	W-L	Pct.
*Georgia	11-4	.733
Ole Miss	6-3	.667
Tulane	10-6	.625
Auburn	8-5	.615
Florida	9-7	.563
Alabama	8-7	.533
Vanderbilt	8-7	.533
Miss. State	7-7	.500
Georgia Tech	6-10	.375
LSU	5-10	.333
Kentucky	4-10	.286
Tennessee	4-10	.286

*Georgia beat Ole Miss two games to one in playoffs.

1955

School	W-L	Pct.
*Alabama	16-2	.888
Ole Miss	10-3	.769
Georgia	12-4	.750
Vanderbilt	10-4	.714
Georgia Tech	10-6	.625
Tennessee	8-6	.571
Florida	7-9	.438
Miss. State	7-9	.438
Auburn	5-11	.313
LSU	4-11	.267
Tulane	3-11	.214
Kentucky	0-12	.000

*Alabama beat Georgia two games to none in playoffs.

1956

School	W-L	Pct.
Florida	13-3	.813
Ole Miss	13-3	.813
Alabama	15-5	.750
Georgia	10-5	.667
Auburn	9-7	.563
Tennessee	7-8	.467
LSU	7-9	.438
Tulane	7-9	.438
Miss. State	6-9	.400
Georgia Tech	4-9	.308
Vanderbilt	3-12	.200
Kentucky	1-12	.077

*Florida beat Ole Miss two games to none in playoffs.

1957

School	W-L	Pct.
*Georgia Tech	13-3	.813
Auburn	11-4	.733
Alabama	13-5	.722
Georgia	10-5	.667
Miss. State	10-5	.667
Ole Miss	9-6	.600
Florida	7-9	.438
Tulane	6-8	.429
LSU	6-8	.429
Tennessee	4-12	.250
Vanderbilt	3-13	.188
Kentucky	2-14	.125

*Georgia Tech beat Alabama two games to one in playoffs.

1958

School	W-L	Pct.
*Auburn	12-3	.800
Florida	11-3	.786
Alabama	11-5	.688
LSU	9-6	.600
Miss. State	8-6	.572
Georgia	10-8	.556
Kentucky	5-4	.556
Ole Miss	7-6	.538
Georgia Tech	5-12	.294
Vanderbilt	2-6	.250
Tulane	2-14	.125
Tennessee	1-10	.091

*Auburn defeated Alabama two games to none in playoffs.



ANNUAL STANDINGS

1959

Eastern Division

School	W-L	Pct.	W-L	Pct.
Georgia Tech	11-4	.733	15-4	.789
Florida	8-4	.667	13-8	.619
Auburn	8-4	.667	15-11	.577
Kentucky	9-5	.643	18-8	.692
Georgia	8-12	.400	11-18	.379
Tennessee	4-8	.333	9-9	.500
Vanderbilt	2-13	.133	5-15	.250

Western Division

School	W-L	Pct.	W-L	Pct.
*Ole Miss	10-3	.769	16-5	.762
Alabama	8-5	.615	8-7	.533
LSU	7-9	.438	16-17	.485
Tulane	5-8	.385	6-9	.400
Miss. State	5-10	.333	12-13	.480

*Ole Miss defeated Georgia Tech two games to one in championship playoff.

1960

Eastern Division

School	W-L	Pct.
Florida	12-6	.667
Auburn	10-6	.625
Georgia Tech	9-7	.563
Kentucky	9-7	.563
Vanderbilt	5-8	.385
Georgia	6-10	.375
Tennessee	5-12	.364

Western Division

School	W-L	Pct.
*Ole Miss	12-2	.857
Alabama	9-6	.600
Miss. State	8-8	.500
LSU	6-9	.400
Tulane	1-11	.071

*Ole Miss defeated Florida two games to none in championship playoff.

1961

Eastern Division

School	W-L	Pct.
Auburn	12-6	.667
Kentucky	10-6	.625
Florida	11-7	.611
Georgia	10-8	.556
Georgia Tech	6-11	.353
Tennessee	6-8	.429
Vanderbilt	2-9	.182

Western Division

School	W-L	Pct.
*LSU	11-4	.733
Ole Miss	10-5	.667
Miss. State	7-6	.538
Alabama	6-9	.400
Tulane	2-12	.143

*LSU defeated Auburn two games to none in championship playoff.

1962

Eastern Division

School	W-L	Pct.
*Florida	14-3	.824
Auburn	11-5	.688
Kentucky	9-7	.563
Tennessee	9-7	.563
Georgia	7-7	.500
Georgia Tech	5-12	.294
Vanderbilt	0-16	.000

Western Division

School	W-L	Pct.
Miss. State	14-1	.933
LSU	8-7	.533
Ole Miss	8-9	.471
Alabama	7-8-1	.469
Tulane	2-13	.133

*Florida defeated Miss. State two games to one in championship playoff.

1963

Eastern Division

School	W-L	Pct.
*Auburn	15-3	.833
Florida	13-5	.722
Georgia	10-8	.556
Kentucky	8-10	.444
Tennessee	8-10	.444
Georgia Tech	4-13	.235
Vanderbilt	4-13	.235

Western Division

School	W-L	Pct.
Ole Miss	11-4	.733
LSU	9-7	.563
Miss. State	9-7	.563
Alabama	7-8	.467
Tulane	4-12	.250

*Florida defeated Ole Miss. two games to one in championship playoff.

1964

Eastern Division

School	W-L	Pct.	W-L	Pct.
*Auburn	12-3	.800	20-5	.800
Florida	13-5	.722	23-11	.676
Kentucky	10-5	.667	16-7	.696
Tennessee	8-9	.471	17-14	.548
Georgia	5-9	.357	9-11	.450
Vanderbilt	4-12	.250	7-14	.333
Georgia Tech	3-10	.231	7-15	.318

Western Division

School	W-L	Pct.	W-L	Pct.
*Ole Miss	11-1	.917	19-4	.826
Miss. State	7-7	.500	17-12	.586
Alabama	6-8	.429	10-10	.500
LSU	5-7	.417	11-11	.500
Tulane	4-10	.286	12-13	.480

*Ole Miss defeated Auburn two games to one in championship playoff.

1965

Eastern Division

School	W-L	Pct.	W-L	Pct.
Auburn	10-3	.769	13-7	.650
Florida	9-3	.750	20-13	.686
Tennessee	8-5	.615	14-10	.583
Kentucky	7-7	.500	12-10	.545
Georgia	4-10	.286	12-13	.480
Vanderbilt	1-11	.083	5-12	.294

Western Division

School	W-L	Pct.	W-L	Pct.
*Miss. State	11-4	.733	13-7	.650
Tulane	9-6	.600	13-10	.565
Ole Miss	8-7	.533	10-12	.455
Alabama	6-10	.375	12-12	.500
LSU	4-11	.267	6-13	.316

*Miss. State defeated Auburn two games to one in championship playoff.

1966

Eastern Division

School	W-L	Pct.	W-L	Pct.
Tennessee	11-2	.846	22-9	.710
Florida	8-4	.667	23-12	.657
Georgia	7-6	.538	12-10	.545
Auburn	6-7	.462	13-9	.591
Kentucky	5-7	.417	8-10	.444
Vanderbilt	1-12	.077	3-15	.167

Western Division

School	W-L	Pct.	W-L	Pct.
*Miss. State	11-4	.733	17-9	.654
Ole Miss	10-6	.625	18-14	.563
Alabama	6-6	.500	13-7	.650
Tulane	4-7	.364	17-7	.708
LSU	4-12	.250	9-14	.391

*Miss. State defeated Tennessee two games to none in championship playoff.

1967

Eastern Division

School	W-L	Pct.	W-L	Pct.
Auburn	15-2	.882	27-7	.794
Florida	14-3	.824	28-8	.778
Kentucky	8-9	.471	14-16	.467
Tennessee	8-9	.471	14-16	.467
Georgia	5-12	.294	8-19	.296
Vanderbilt	1-16	.059	5-19	.208

Western Division

School	W-L	Pct.	W-L	Pct.
*Ole Miss	9-8	.529	15-14	.517
LSU	9-8	.529	17-13	.567
Miss. State	9-9	.500	17-14	.548
Alabama	9-9	.500	23-21	.523

*Ole Miss defeated LSU 6-2 in single-game playoff for Western championship. Auburn defeated Ole Miss 2-1 and 9-6 for overall SEC championship.

1968

Eastern Division

School	W-L	Pct.	W-L	Pct.
Florida	14-2	.875	25-13	.658
Tennessee	8-5	.615	20-12	.625
Auburn	9-6	.600	21-11	.656
Georgia	6-8	.429	11-14	.440
Kentucky	6-9	.400	9-16	.360
Vanderbilt	2-15	.118	8-19	.296

Western Division

School	W-L	Pct.	W-L	Pct.
*Alabama	10-8	.556	22-11	.667
LSU	10-8	.556	20-14	.588
Ole Miss	8-9	.471	20-12	.625
Miss. State	7-10	.412	16-17	.485

*Alabama defeated LSU 6-4 for Western Title, then beat Florida 3-4, 5-0, 3-0 for SEC.

1969

Eastern Division

School	W-L	Pct.	W-L	Pct.
Florida	13-4	.765	28-17	.636
Tennessee	9-5	.643	19-15	.559
Georgia	9-8	.529	15-12	.556
Kentucky	7-9	.438	15-19	.441
Auburn	7-10	.412	17-15	.531
Vanderbilt	3-12	.200	12-19	.525

Western Division

School	W-L	Pct.	W-L	Pct.
*Ole Miss	11-5	.688	27-15	.643
Miss. State	11-7	.611	20-10	.667
Alabama	8-9	.471	24-15	.615
LSU	4-13	.235	11-24	.314

*Ole Miss defeated Florida 8-2 and 4-2 for overall SEC championship.

ANNUAL STANDINGS

1970

Eastern Division

School	W-L	Pct.	W-L	Pct.
Tennessee	12-3	.800	24-10	.706
Florida	11-5	.688	27-17	.634
Auburn	9-6	.667	17-16	.515
Georgia	7-9	.438	17-14	.548
Vanderbilt	5-10	.333	24-16	.600
Kentucky	2-12	.143	8-19	.296

*Miss. State beat Tennessee two of three games (4-8, 4-3, 1-0) for SEC championship.

Western Division

School	W-L	Pct.	W-L	Pct.
*Miss. State	11-4	.733	32-8	.800
Ole Miss	11-6	.647	25-8	.758
LSU	5-11	.313	16-19	.457
Alabama	5-11	.313	10-21	.323

1971

Eastern Division

School	W-L	Pct.	W-L	Pct.
Vanderbilt	11-5	.688	34-19	.642
Auburn	9-7	.563	23-16	.590
Georgia	8-8	.500	14-18	.438
Tennessee	7-7	.500	15-15-1.500	
Kentucky	7-8	.467	18-15	.545
Florida	5-12	.294	19-26	.422

*Miss. State beat Vanderbilt two straight games (5-1 and 3-1) for SEC championship.

Western Division

School	W-L	Pct.	W-L	Pct.
*Miss. State	13-5	.722	32-12	.727
LSU	10-8	.556	20-16	.556
Ole Miss	7-11	.389	16-21	.432
Alabama	6-12	.333	18-24	.429

1972

Eastern Division

School	W-L	Pct.	W-L	Pct.
Vanderbilt	13-3	.813	35-15-1.695	
Tennessee	7-6	.538	19-14	.576
Auburn	7-6	.538	18-17	.514
Florida	7-7	.500	23-21-1.523	
Kentucky	4-8	.333	16-10-1.611	
Georgia	4-12	.250	12-22	.353

*Ole Miss beat Vanderbilt two straight games (5-3 and 5-4) for SEC championship.

Western Division

School	W-L	Pct.	W-L	Pct.
*Ole Miss	15-3	.833	28-16	.636
Alabama	7-11	.389	21-14-1.597	
Miss. State	7-11	.389	24-16	.600
LSU	7-11	.389	21-21	.500

1973

Eastern Division

School	W-L	Pct.	W-L	Pct.
*Vanderbilt	11-5	.688	36-16	.692
Tennessee	9-7	.563	20-15	.571
Florida	9-7	.563	23-21	.523
Georgia	7-8	.467	13-16	.448
Auburn	7-9	.438	20-19	.513
Kentucky	4-11	.267	16-19-1.458	

*Vanderbilt beat Alabama two straight games (5-1 and 13-7) for SEC championship.

Western Division

School	W-L	Pct.	W-L	Pct.
Alabama	12-4	.750	21-14	.600
LSU	6-7	.462	18-13	.581
Ole Miss	5-8	.385	14-12-1.537	
Miss. State	5-9	.357	16-14-1.532	

1974

Eastern Division

School	W-L	Pct.	W-L	Pct.
*Vanderbilt	11-4	.733	37-22-1.625	
Auburn	11-6	.647	31-13	.705
Tennessee	10-7	.588	29-15	.659
Florida	7-9	.438	23-20-1.534	
Kentucky	6-9	.400	21-21	.500
Georgia	3-13	.188	10-18	.357

*Vanderbilt beat Alabama two straight games (12-8 and 2-1) for SEC championship.

Western Division

School	W-L	Pct.	W-L	Pct.
Alabama	10-5	.667	37-16	.698
Miss. State	8-9	.471	13-14	.481
Ole Miss	7-8	.467	18-15	.545
LSU	7-10	.412	18-17	.514

1975

Eastern Division

School	W-L	Pct.	W-L	Pct.
Georgia	11-4	.733	21-15-1.581	
Tennessee	10-7	.588	32-16	.667
Kentucky	7-8	.467	20-23	.465
Vanderbilt	7-9	.438	30-29-1.508	
Auburn	7-9	.438	22-20	.524
Florida	6-11	.353	23-25	.479

*LSU beat Georgia two straight games (6-5 and 8-3) for SEC championship.

Western Division

School	W-L	Pct.	W-L	Pct.
*LSU	19-3	.863	40-16	.714
Ole Miss	10-12	.455	25-19-1.567	
Alabama	9-13	.409	34-32	.515
Miss. State	6-16	.273	16-24	.320

1976

Eastern Division

School	W-L	Pct.	W-L	Pct.
*Kentucky	15-9	.625	28-18	.609
Tennessee	15-9	.625	33-17	.660
Vanderbilt	12-12	.500	27-23	.540
Florida	10-13	.435	21-27	.438
Georgia	7-16	.304	21-27	.438

*Kentucky beat Tennessee 8-5 for Eastern title. Auburn beat Kentucky 2 of 3 games (6-7, 6-0 and 14-6) for SEC championship.

Western Division

School	W-L	Pct.	W-L	Pct.
**Auburn	12-7	.632	37-15	.712
Miss. State	11-12	.478	28-17	.622
LSU	11-12	.478	19-23	.452
Alabama	10-11	.476	25-18	.481
Ole Miss	11-13	.458	18-18-1	.5

1977

Eastern Division

School	W-L	Pct.	W-L	Pct.
*Florida	14-9	.609	39-19	.672
Vanderbilt	13-10	.565	25-25-1.500	
Tennessee	11-12	.478	24-24-1.500	
Kentucky	10-12	.455	22-20	.523
Georgia	9-14	.391	22-24	.478

Western Division

School	W-L	Pct.	W-L	Pct.
*Ole Miss	15-9	.625	40-18	.690
Miss. State	11-9	.550	33-15	.688
Auburn	11-9	.550	28-18	.609
Alabama	10-9	.526	27-18	.600
LSU	4-15	.211	17-27	.386

*Ole Miss won first SEC Tournament (def. VU 9-7, loss 5-4 to UF, def. MSU 11-3 and UF 7-6 and 7-4).

1978

Eastern Division

School	W-L	Pct.	W-L	Pct.
Florida	18-4	.818	34-15	.694
Georgia	11-12	.478	30-19	.612
Tennessee	11-12	.478	25-21	.543
Vanderbilt	10-13	.435	31-17	.646
Kentucky	6-15	.285	20-25	.444

*Auburn won the SEC tournament by beating Georgia 8-7, in 12 innings, Miss. State 10-7, then after losing 2-3 to Miss. State, beating Miss. State 8-5.

Western Division

School	W-L	Pct.	W-L	Pct.
*Auburn	15-8	.652	33-21	.611
Miss. State	13-8	.619	38-18	.671
Ole Miss	12-11	.522	27-21	.563
Alabama	10-11	.476	23-20	.539
LSU	6-18	.250	12-34	.261

1979

Eastern Division

School	W-L	Pct.	W-L	Pct.
Florida	16-8	.667	40-20	.667
Kentucky	13-11	.542	29-18	.617
Georgia	11-11	.500	24-18	.571
Tennessee	10-14	.417	25-22	.532
Vanderbilt	8-14	.364	21-25	.457

*Miss. State won the tournament by beating Kentucky 6-5, LSU 12-5 and Florida 12-11.

Western Division

School	W-L	Pct.	W-L	Pct.
*Miss. State	17-2	.895	48-12	.800
LSU	13-7	.650	34-20	.630
Ole Miss	9-10	.474	24-13	.649
Auburn	7-14	.333	21-21	.500
Alabama	4-17	.190	18-27	.400

1980

Eastern Division

School	W-L	Pct.	W-L	Pct.
Florida	16-8	.667	40-16	.714
*Vanderbilt	13-9	.591	34-21-1.616	
Georgia	9-10	.474	33-12-1.728	
Kentucky	8-11	.421	25-21	.543
Tennessee	6-14	.300	23-21	.523

*Vanderbilt won the SEC tournament. After losing to Auburn 2-3, they beat Florida 11-7, Ole Miss 21-0, and Auburn 16-3 and 13-0.

Western Division

School	W-L	Pct.	W-L	Pct.
Auburn	15-8	.652	27-24	.530
Ole Miss	9-9	.500	24-22	.535
Miss. State	10-11	.476	31-19	.620
LSU	8-9	.471	23-19	.548
Alabama	8-13	.381	18-28	.391

1981

Eastern Division

School	W-L	Pct.	W-L	Pct.
*Florida	16-7	.696	42-17	.712
Kentucky	13-9-1	.591	39-16-1.709	
Tennessee	10-13	.435	21-28	.429
Vanderbilt	9-12-1	.429	26-25-1.509	
Georgia	8-15	.348	23-23	.500

Western Division

School	W-L	Pct.	W-L	Pct.
Miss. State	17-6	.739	46-17	.730
Alabama	17-6-1	.739	41-15-1.759	
Ole Miss	8-14-1	.364	24-24-1.500	
LSU	7-14	.333	23-30	.434
Auburn	7-16	.304	27-27	.500

*Florida won the SEC tournament by beating Alabama 3-2, Miss. State 8-3 and Kentucky 11-5.



ANNUAL STANDINGS

1982

Eastern Division

School	W-L	Pct.	W-L	Pct.
*Florida	14-8	.636	34-24-1.585	
Tennessee	13-9	.591	28-17	.622
Georgia	12-10	.545	28-29	.596
Vanderbilt	11-12	.478	28-17	.622
Kentucky	6-17	.261	23-32	.419

*Florida won the SEC tournament by beating Alabama 7-3, Ole Miss 8-7 and after losing to Tennessee 7-10, beating Tennessee 9-3.

Western Division

School	W-L	Pct.	W-L	Pct.
Ole Miss	15-6	.714	33-19	.635
Alabama	12-10	.545	32-21	.604
Miss. State	11-13	.458	28-23	.549
LSU	9-13	.409	26-25	.510
Auburn	8-13	.381	27-20	.574

1983

Eastern Division

School	W-L	Pct.	W-L	Pct.
Florida	14-7	.667	38-14	.731
Tennessee	12-7	.632	26-16	.619
Georgia	11-9	.550	29-19	.604
Kentucky	6-11	.353	31-14	.689
Vanderbilt	6-15	.286	22-23-1.478	

*Alabama won the SEC tournament by defeating Florida 15-2, Tennessee 8-6 and Miss. State 10-9.

Western Division

School	W-L	Pct.	W-L	Pct.
Miss. State	17-5	.773	42-15	.737
*Alabama	14-7	.667	46-11	.807
Ole Miss	10-12	.455	26-18-1.578	
LSU	9-12	.429	28-21	.571
Auburn	4-18	.182	15-33	.313

1984

Eastern Division

School	W-L	Pct.	W-L	Pct.
*Florida	18-4	.818	43-16-1.725	
Tennessee	11-12	.478	27-21	.563
Vanderbilt	9-11	.450	28-17	.622
Kentucky	9-13	.409	25-22	.532
*Georgia	7-14	.333	25-23	.521

*Florida and Georgia played to a tie in regular season (does not count in the standings). Florida won the SEC tournament by beating Alabama 5-3, Tennessee 10-2 and after losing to Tennessee 2-3, won the championship 3-1 against Tennessee.

Western Division

School	W-L	Pct.	W-L	Pct.
Miss. State	18-5	.783	45-16	.738
Alabama	12-10	.545	35-18-1.657	
LSU	12-12	.500	32-23	.582
Auburn	8-14	.364	27-24	.529
Ole Miss	7-16	.304	22-24	.478

1985

Eastern Division

School	W-L	Pct.	W-L	Pct.
Florida	15-6	.714	43-18	.705
Georgia	11-11	.500	33-23	.589
Vanderbilt	10-13	.435	35-16	.686
Kentucky	10-13	.435	28-24	.538
Tennessee	10-13	.435	26-23	.531

*Miss. State won the SEC tournament by defeating Florida 8-3, Georgia 2-0 and Georgia 8-3.

Western Division

School	W-L	Pct.	W-L	Pct.
LSU	17-7	.708	41-18	.695
*Miss. State	16-8	.667	50-15	.769
Auburn	11-12	.478	30-22	.577
Alabama	10-14	.417	30-23	.566
Ole Miss	5-18	.217	20-28	.417

1986

Eastern Division

School	W-L	Pct.	W-L	Pct.
Florida	14-13	.519	27-26	.509
Miss. State	12-15	.444	34-21	.618
Tennessee	10-17	.370	27-23	.540
Vanderbilt	9-18	.333	25-29	.463
Kentucky	7-21	.250	25-28	.472

LSU won the SEC tournament by defeating Georgia 10-6, Alabama 10-7 and Georgia 8-4. (Note: 1986 was first season of round-robin competition among conference schools.)

Western Division

School	W-L	Pct.	W-L	Pct.
LSU	22-5	.815	49-9	.845
Alabama	18-9	.667	43-20	.683
Auburn	15-12	.556	31-24	.564
Georgia	14-13	.519	35-24	.593
Ole Miss	14-13	.519	38-17	.691

1987

Eastern Division

School	W-L	Pct.	W-L	Pct.
Georgia	18-8	.692	42-21	.667
Florida	17-9	.654	32-24	.571
Kentucky	16-11	.593	49-15	.727
Vanderbilt	7-20	.259	27-25	.519
Tennessee	5-18	.217	17-27	.386

*Miss. State won the SEC tournament by defeating Georgia 6-5, Florida 5-4, Auburn 4-3 and LSU 13-3.

Western Division

School	W-L	Pct.	W-L	Pct.
Auburn	18-9	.667	42-18	.700
*Miss. State	13-13	.500	39-22	.639
Alabama	11-14	.440	25-26	.490
Ole Miss	11-16	.407	25-25-1.500	
LSU	10-10	.583	46-19	.708

1988

Eastern Division

School	W-L	Pct.	W-L	Pct.
*Florida	21-6	.777	48-19-1.713	
Kentucky	18-9	.667	38-25	.603
Georgia	11-16	.407	29-28	.509
Vanderbilt	11-16	.407	30-23	.566
Tennessee	9-18	.333	21-29	.420

*Florida won the SEC Tournament by defeating Auburn 4-3, LSU 7-2 and Miss. State 3-1 and 5-3, after losing to Georgia 8-3 in the opening game.

Western Division

School	W-L	Pct.	W-L	Pct.
Miss. State	17-10	.630	44-20	.688
Auburn	16-10	.615	39-16	.709
LSU	16-11	.593	29-21	.650
Alabama	9-17	.346	27-26	.509
Ole Miss	6-21	.222	24-29	

1989

Eastern Division

School	W-L	Pct.	W-L	Pct.
Florida	14-10	.583	44-22	.667
Georgia	15-11	.577	37-25	.597
Vanderbilt	11-15-1		.426	
31-21-2				
Kentucky	10-17	.370	28-25-1.528	
Tennessee	4-23	.148	23-36	.390

*Auburn won the SEC Tournament by defeating Miss. State 5-3, LSU 8-5, Florida 4-2 and Georgia 2-1.

Western Division

School	W-L	Pct.	W-L	Pct.
Miss. State	20-5	.800	54-14	.794
LSU	18-9	.667	55-17	.764
Alabama	15-11	.577	32-24	.571
*Auburn	12-12	.500	44-20	.688
Ole Miss	9-15-1	.380	34-21-1.616	

1990

Eastern Division

School	W-L	Pct.	W-L	Pct.
Georgia	18-9	.667	52-19	.732
Vanderbilt	12-13	.480	28-30	.483
Florida	11-12	.478	29-30	.492
Tennessee	9-18	.333	28-31	.475
Kentucky	8-18	.308	27-29	.482

*LSU and Mississippi State declared tournament co-champions by Commissioner Roy Kramer after lightning and rain ended play in the 1990 tournament. Game 11 of the tournament was called with one out in the bottom of the fourth inning with LSU leading 6-0.

Western Division

School	W-L	Pct.	W-L	Pct.
*LSU	20-7	.741	54-19	.740
*Miss. State	17-9	.654	50-21	.704
Auburn	13-13	.500	34-24	.586
Alabama	10-13	.435	34-21	.618
Ole Miss	10-16	.385	23-29	.442

1991

Eastern Division

School	W-L	Pct.	W-L	Pct.
Kentucky	13-12	.520	41-20	.672
Tennessee	13-13	.500	41-19	.683
Ole Miss	9-15	.375	31-24	.564
Vanderbilt	8-19	.296	29-28	.509
Georgia	7-19	.269	27-31	.466

*Florida won the SEC Tournament by defeating Auburn 8-7, Alabama 4-3 and LSU 7-1 and 8-4.

Western Division

School	W-L	Pct.	W-L	Pct.
LSU	19-7	.731	55-18	.753
*Florida	16-8	.667	51-21	.708
Miss. State	12-9	.571	42-21	.667
Alabama	14-11	.560	42-20	.677
Auburn	14-12	.538	35-24	.593

1992

Eastern Division

School	W-L	Pct.	W-L	Pct.
Florida	16-8	.667	44-20	.688
S. Carolina	13-11	.542	42-22	.656
Georgia	12-11	.522	35-25	.583
Vanderbilt	11-12	.478	29-24-1.546	
Tennessee	10-14	.417	35-20	.636
Kentucky	10-14	.417	33-23	.589

*Miss. State won the SEC tournament by defeating Florida 8-3, Georgia 2-0 and Georgia 8-3.

Western Division

School	W-L	Pct.	W-L	Pct.
*LSU	18-6	.750	50-16	.758
Miss. State	15-9	.625	40-22	.645
Arkansas	10-13	.435	31-26	.544
Auburn	10-14	.417	30-25	.545
Ole Miss	9-14	.391	29-26	.527
Alabama	8-16	.333	34-21	.618

1993

Eastern Division

School	W-L	Pct.	W-L	Pct.
*Tennessee	20-10	.667	45-20	.692
S. Carolina	15-10-1		.596	
39-20-1			.658	
Kentucky	14-14-1.500		38-23-1.621	
Florida	12-14	.462	33-25	.569
Vanderbilt	11-15-1.426		32-23-1.580	
Georgia	10-18	.357	30-29	.508

*Tennessee won the Eastern Division Tournament and LSU won the Western Division Tournament, clinching their respective division championships. LSU on the basis of conference winning percentage was named SEC champion.

Western Division

School	W-L	Pct.	W-L	Pct.
*LSU	18-8-1	.685	53-17-1.754	
Auburn	17-11	.607	40-23	.635
Miss. State	17-12	.586	41-21	.661
Arkansas	11-16	.407	33-26	.559
Alabama	9-15	.375	27-25	.519
Ole Miss	8-19	.296	31-25	.554

ANNUAL STANDINGS

1994

Eastern Division

School	W-L	Pct.	W-L	Pct.
*Tennessee	24-5	.829	52-14	.788
Florida	16-9	.640	40-23	.635
Kentucky	11-14	.440	32-25	.561
S. Carolina	11-15	.423	35-23	.603
Vanderbilt	10-20	.333	28-30	.483
Georgia	9-19	.321	22-35	.386

Western Division

School	W-L	Pct.	W-L	Pct.
*LSU	21-6	.778	46-20	.697
Miss. State	15-12	.556	36-23	.610
Auburn	16-13	.552	44-21	.677
Arkansas	13-13	.500	30-27	.526
Ole Miss	12-14	.462	30-26	.536
Alabama	4-22	.154	21-35	.375

*Tennessee won the Eastern Division Tournament and LSU won the Western Division Tournament, clinching their respective division championships. Tennessee on the basis of conference winning percentage was named SEC champion.

1995

Eastern Division

School	W-L	Pct.	W-L	Pct.
*Tennessee	22-8	.733	54-16	.771
Florida	12-14	.462	32-24	.571
S. Carolina	12-14	.462	32-25	.561
Georgia	9-17	.346	29-29	.500
Kentucky	10-19	.345	29-32	.475
Vanderbilt	8-19	.296	26-30	.464

Western Division

School	W-L	Pct.	W-L	Pct.
Auburn	19-8	.704	50-13	.794
*Alabama	18-11	.621	42-23	.646
LSU	17-12	.586	47-18	.723
Ole Miss	14-12	.539	40-22	.645
Arkansas	13-15	.464	38-23	.623
Miss. State	11-16	.407	34-25	.576

*Tennessee won the Eastern Division Tournament and Alabama won the Western Division Tournament. Tennessee clinched the Eastern Division Championship and Auburn won the Western Division Championship. Tennessee, on the basis of conference winning percentage, was named SEC champion.

1996

Eastern Division

School	W-L	Pct.	W-L	Pct.
*Florida	20-10	.667	50-18	.735
Tennessee	18-12	.600	43-20	.683
Kentucky	15-14	.517	35-24	.593
Vanderbilt	14-16	.467	29-25	.537
S. Carolina	13-17	.433	25-28	.472
Georgia	8-21	.276	24-30	.444

Western Division

School	W-L	Pct.	W-L	Pct.
*Alabama	20-10	.667	50-19	.725
*LSU	20-10	.667	52-15	.776
Miss. State	17-13	.567	38-24	.613
Arkansas	15-15	.500	39-20	.661
Auburn	12-18	.400	32-24	.571
Ole Miss	7-23	.233	24-30	.444

*Alabama won the SEC Tournament by defeating Kentucky 3-2, Tennessee 3-1, losing to Florida 3-7, defeating Kentucky 16-18 and Florida 10-5 and 15-5. Alabama, Florida and LSU tied for the SEC Championship.

1997

Eastern Division

School	W-L	Pct.	W-L	Pct.
Florida	17-13	.567	40-24	.625
Tennessee	17-13	.567	42-19	.689
*Vanderbilt	14-16	.467	31-24	.564
S. Carolina	13-17	.433	33-24	.579
Kentucky	10-20	.333	20-34-1	.373
Georgia	8-22	.267	28-27	.509

Western Division

School	W-L	Pct.	W-L	Pct.
*LSU	22-7	.759	57-13	.814
*Alabama	20-9	.690	56-14	.800
Miss. State	19-11	.633	47-21	.691
Auburn	17-12	.586	50-17	.746
Arkansas	15-14	.517	36-20	.643
Ole Miss	6-24	.200	22-31	.415

*Alabama won the SEC Tournament by defeating Miss. State 16-3, Florida 13-6, Florida 6-3 and LSU 12-2. LSU, on the basis of conference winning pct., was named SEC champion. *Vanderbilt forfeited all but one win from the 1997 season due to an ineligible player.

1998

Eastern Division

School	W-L	Pct.	W-L	Pct.
*Florida	21-8	.734	46-18	.719
S. Carolina	19-10	.655	44-18	.710
Kentucky	12-18	.400	26-31	.456
Tennessee	11-17	.393	36-20	.643
Georgia	8-21	.276	24-30	.444
Vanderbilt	6-24	.200	25-28	.472

Western Division

School	W-L	Pct.	W-L	Pct.
LSU	21-9	.700	48-19	.716
Alabama	19-10	.655	46-18	.719
*Auburn	16-12	.571	46-18	.719
Miss. State	14-15	.483	42-23	.646
Arkansas	13-14	.481	38-21	.644
Ole Miss	13-15	.464	30-23	.566

*Auburn won the SEC Tournament by defeating Alabama 11-8, Florida 6-4, losing to Alabama 4-3, defeating Alabama 9-1 and Arkansas 7-5. Florida, on the basis of conference winning percentage, was named SEC champion.

1999

Eastern Division

School	W-L	Pct.	W-L	Pct.
S. Carolina	15-15	.500	35-23	.603
Kentucky	13-17	.433	25-32	.439
Florida	13-17	.433	31-25	.554
Tennessee	10-20	.333	28-28	.500
Georgia	8-20-1	.293	25-30-1	.455
Vanderbilt	8-22	.267	22-33	.400

Western Division

School	W-L	Pct.	W-L	Pct.
*Arkansas	22-8	.733	42-23	.646
*Alabama	21-9	.700	53-16	.768
LSU	18-11-1	.617	41-24-1	.629
Auburn	18-12	.600	46-19	.708
Ole Miss	17-13	.567	34-28	.548
Miss. State	15-14	.517	42-21	.667

2000

Eastern Division

School	W-L	Pct.	W-L	Pct.
*S. Carolina	25-5	.833	56-10	.848
Florida	18-11-1	.617	44-23-1	.654
Georgia	14-15	.483	32-26	.564
Kentucky	12-16-1	.431	38-20-1	.653
Tennessee	10-18	.357	40-23	.635
Vanderbilt	5-24	.172	21-33	.389

Western Division

School	W-L	Pct.	W-L	Pct.
*LSU	19-10	.655	52-17	.754
Miss. State	17-10	.630	41-20	.672
Auburn	17-13	.567	41-20	.672
Alabama	16-14	.533	41-24	.631
Ole Miss	12-17	.414	30-25	.545
Arkansas	8-20	.286	24-30	.444

*LSU won the SEC Tournament by defeating Georgia 11-3, Alabama 18-12 and 6-5 and Florida 9-6. South Carolina, on the basis of conference winning percentage, was named SEC champion.

2001

Eastern Division

School	W-L	Pct.	W-L	Pct.
*Georgia	20-10	.667	47-22	.681
Tennessee	18-12	.600	48-20	.706
S. Carolina	17-13	.567	49-20	.710
Florida	16-14	.533	35-27	.565
Vanderbilt	9-21	.300	24-31	.436
Kentucky	7-23	.233	22-34	.393

Western Division

School	W-L	Pct.	W-L	Pct.
LSU	18-12	.600	44-22-1	.664
*Miss. State	17-13	.567	39-24	.619
Ole Miss	17-13	.567	39-23-1	.627
Auburn	15-15	.500	37-21	.638
Alabama	15-15	.500	32-23	.582
Arkansas	11-19	.367	27-29	.482

*Mississippi State won the SEC Tournament by defeating LSU 4-1 in front of 10,023, the third largest crowd to witness a SEC Tournament game. Georgia, on the basis of conference winning percentage, was named SEC champion.

2002

Eastern Division

School	W-L	Pct.	W-L	Pct.
*S. Carolina	21-8	.724	57-18	.760
Florida	20-10	.667	46-19	.708
Georgia	15-15	.500	32-29	.525
Tennessee	12-18	.400	27-28	.491
Vanderbilt	7-21	.250	24-27	.471
Kentucky	6-24	.200	17-36	.321

Western Division

School	W-L	Pct.	W-L	Pct.
*Alabama	20-10	.667	51-15	.773
LSU	19-10	.655	44-22	.667
Auburn	15-15	.500	34-26	.567
Miss. State	14-15	.483	34-24-1	.585
Arkansas	13-14	.481	35-28	.556
Ole Miss	14-16	.467	37-19	.661

*Western Division champion Alabama won the SEC Tournament by defeating South Carolina 6-2 in front of 13,367, the third largest crowd to witness a SEC Tournament game and second largest to witness the championship game. South Carolina won the overall SEC championship and advanced to the championship game of the College World Series.

2003

Eastern Division

School	W-L	Pct.	W-L	Pct.
*S. Carolina	19-11	.633	45-22	.672
Vanderbilt	14-16	.467	27-28	.491
Florida	13-16-1	.450	37-21-1	.636
Tennessee	13-17	.433	31-24	.564
Georgia	10-20	.333	29-26	.527
Kentucky	9-20	.310	24-32	.429

Western Division

School	W-L	Pct.	W-L	Pct.
*LSU	20-9-1	.683	45-22-1	.669
Auburn	18-12	.600	42-21	.663
Miss. State	17-12	.586	42-20-1	.675
Ole Miss	17-13	.567	35-27	.565
*Alabama	14-16	.467	38-24	.613
Arkansas	14-16	.467	35-22	.614

*Alabama won their second straight SEC Tournament by defeating LSU 10-3 in front of 11,705, the sixth largest crowd to witness a SEC Tournament game and third largest to witness the championship game. LSU won the overall SEC and Western Division Championship, while South Carolina won the East. Both advanced to Omaha.

2004

Eastern Division

School	W-L	Pct.	W-L	Pct.
*Georgia	19-11	.633	45-23	.662
*S. Carolina	17-13	.567	53-17	.757
Florida	17-13	.567	43-22	.662
Vanderbilt	16-14	.533	45-19	.703
Tennessee	14-16	.467	38-24	.613
Kentucky	7-23	.233	24-30	.444

Western Division

School	W-L	Pct.	W-L	Pct.
*Arkansas	19-11	.683	45-24	.652
*LSU	18-12	.600	46-19	.708
Ole Miss	18-12	.600	39-21	.650
Miss. State	13-17	.433	35-24	.593
Auburn	12-18	.400	32-24	.571
Alabama	10-20	.333	29-26	.527

*South Carolina won their first ever SEC Tournament by defeating Vanderbilt 3-2. Georgia and Arkansas won their respective divisional championships and shared the overall title. Both teams, along with South Carolina and LSU, advanced to the College World Series. This was the second time (1997) the SEC sent four teams to Omaha.



ANNUAL STANDINGS

2005

Eastern Division

School	W-L	Pct.	W-L	Pct.
*Florida	20-10	.667	48-23	.676
Tennessee	18-11	.621	46-21	.687
S. Carolina	16-14	.533	41-23	.641
Vanderbilt	13-17	.433	34-21	.618
Georgia	12-17	.414	30-25	.545
Kentucky	7-22	.241	29-27	.518

Western Division

School	W-L	Pct.	W-L	Pct.
LSU	18-12	.600	40-22	.645
Ole Miss	18-12	.600	48-20	.706
Alabama	17-13	.567	40-23	.635
*Miss. State	13-16	.448	42-22	.656
Auburn	13-17	.433	34-26	.567
Arkansas	13-17	.433	39-22	.639

*Mississippi State won their second SEC Tournament in the last five years by defeating Ole Miss 4-1 in front of a crowd of 12,290. Florida won the regular season championship. Tennessee and Florida advanced to the College World Series, with Florida advancing to the national championship series.

2006

Eastern Division

School	W-L	Pct.	W-L	Pct.
*Kentucky	20-10	.667	44-17	.721
Georgia	18-12	.600	47-23	.671
Vanderbilt	16-14	.533	38-27	.585
S. Carolina	15-15	.500	41-25	.621
Tennessee	11-18	.379	31-24	.564
Florida	10-20	.333	28-28	.500

Western Division

School	W-L	Pct.	W-L	Pct.
*Alabama	20-10	.667	44-21	.667
Arkansas	18-12	.600	39-21	.650
*Ole Miss	17-13	.567	44-22	.667
LSU	13-17	.433	35-24	.593
Miss. State	12-17	.414	37-23	.617
Auburn	9-21	.300	22-34	.393

*Ole Miss won their second SEC Tournament in nearly 30 years by defeating Vanderbilt 9-3 in front of a crowd of nearly 10,000. Kentucky and Alabama shared the regular season championship. For Kentucky and second-year coach John Cohen, it was the first in school history. Georgia advanced to the College World Series.

2007

Eastern Division

School	W-L	Pct.	W-L	Pct.
*Vanderbilt	22-8	.733	54-13	.806
S. Carolina	17-13	.567	46-20	.697
Florida	15-15	.500	29-30	.492
Tennessee	13-15	.464	34-25	.576
Kentucky	13-16-1.450		34-19-1.639	
Georgia	11-19	.367	23-33	.411

Western Division

School	W-L	Pct.	W-L	Pct.
*Arkansas	18-12	.600	43-21	.672
*Miss. State	15-13	.536	38-22	.633
*Ole Miss	16-14	.533	40-25	.615
Alabama	15-15	.500	31-26	.544
LSU	12-17-1.417		29-26-1.527	
Auburn	10-20	.333	31-25	.554

*Vanderbilt won both the SEC Regular Season Championship and the SEC Tournament title, the first since 1980 for each of those accomplishments. Arkansas won their third Western Division Championship. Ole Miss advanced to their third consecutive NCAA Super Regional while Mississippi State advanced to the College World Series for the first time since 1998.

2008

Eastern Division

School	W-L	Pct.	W-L	Pct.
*Georgia	20-9-1	.683	45-25-1.641	
Florida	17-13	.567	34-24	.586
Kentucky	16-14	.533	44-19	.698
Vanderbilt	15-14	.517	41-22	.651
S. Carolina	15-15	.500	40-23	.635
Tennessee	12-18	.400	27-29	.482

Western Division

School	W-L	Pct.	W-L	Pct.
*LSU	18-11-1.617		49-19-1.717	
Alabama	16-14	.533	35-28	.556
Ole Miss	15-15	.500	39-26	.600
Arkansas	14-15	.483	34-24	.586
Auburn	11-19	.367	28-28	.500
Miss. State	9-21	.300	23-33	.411

*Georgia won both the SEC Regular Season Championship while LSU won the SEC Western Division and the SEC Tournament. Georgia and LSU both advanced to the College World Series, with Georgia advancing to the National Championship Series where they dropped a decisive game three. It marked the third time this decade an SEC team finished national runner-up.

2009

Eastern Division

School	W-L	Pct.	W-L	Pct.
*Florida	19-11	.633	42-22	.656
S. Carolina	17-13	.567	40-23	.635
Georgia	15-15	.500	38-24	.627
Vanderbilt	12-17	.414	37-27	.578
Kentucky	12-18	.400	28-26	.519
Tennessee	11-19	.367	26-29	.473

Western Division

School	W-L	Pct.	W-L	Pct.
*LSU	20-10	.667	56-17	.767
*Ole Miss	20-10	.667	44-20	.688
Alabama	18-11	.621	37-21	.638
Arkansas	14-15	.483	41-24	.631
Auburn	11-19	.367	31-25	.554
Miss. State	9-20	.310	25-29	.463

*LSU and Ole Miss split the SEC Regular Season Championship while LSU won the SEC Tournament. Florida won the Eastern Division. Arkansas and LSU both advanced to the College World Series, with LSU advancing to the National Championship Series where they defeated Texas for the national championship. It marked the seventh national championship for the SEC since 1990 and the sixth for LSU.

2010

Eastern Division

School	W-L	Pct.	W-L	Pct.
*Florida	22-8	.733	43-21	.734
S. Carolina	21-9	.700	54-16	.771
Vanderbilt	16-12	.571	46-20	.697
Kentucky	13-17	.433	31-25	.554
Tennessee	12-18	.400	30-26	.536
Georgia	5-23	.179	16-37	.302

Western Division

School	W-L	Pct.	W-L	Pct.
*Auburn	20-10	.667	43-21	.672
Arkansas	18-12	.600	43-21	.672
Ole Miss	16-14	.533	39-24	.619
Alabama	15-15	.500	42-25	.627
LSU	14-16	.467	41-22	.651
Miss. State	6-24	.200	23-33	.411

*Florida won the SEC Championship while LSU won the SEC Tournament for the third straight season. Auburn won the Western Division, advancing to Hoover for the first time since 2003. Florida and South Carolina both advanced to the College World Series, with South Carolina advancing to the National Championship Series where they defeated UCLA for the national championship. It marked the eighth national championship for the SEC since 1990 and the first for South Carolina.

2011

Eastern Division

School	W-L	Pct.	W-L	Pct.
*S. Carolina	22-8	.733	55-14	.797
*Florida	22-8	.733	53-19	.736
*Vanderbilt	22-8	.733	54-12	.818
Georgia	16-14	.533	33-32	.508
Kentucky	8-22	.267	25-30	.455
Tennessee	7-23	.233	25-29	.463

Western Division

School	W-L	Pct.	W-L	Pct.
*Arkansas	15-15	.500	40-22	.645
Miss. State	14-16	.467	38-25	.603
Alabama	14-16	.467	35-28	.556
Auburn	14-16	.467	29-29	.500
LSU	13-17	.433	36-20	.643
Ole Miss	13-17	.433	30-25	.545

*Florida, South Carolina and Vanderbilt all split the regular season SEC Championship, while Florida won the SEC Tournament. Arkansas won the Western Division. Florida, South Carolina and Vanderbilt all advanced to the College World Series, with South Carolina and Florida advancing to the National Championship Series in an All-SEC matchup for the national title. South Carolina won the series, the ninth national championship for the SEC since 1990 and the second in a row for the Gamecocks.

2012

Eastern Division

School	W-L	Pct.	W-L	Pct.
*S. Carolina	18-11	.621	49-20	.710
Florida	18-12	.600	47-20	.701
Kentucky	18-12	.600	45-18	.714
Vanderbilt	16-14	.533	35-28	.556
Georgia	14-15	.483	31-26	.544
Tennessee	8-22	.267	24-31	.436

Western Division

School	W-L	Pct.	W-L	Pct.
*LSU	19-11	.633	47-18	.723
Arkansas	16-14	.533	46-22	.676
*Miss. State	16-14	.533	40-24	.625
Ole Miss	14-16	.467	37-26	.587
Auburn	13-17	.433	31-28	.525
Alabama	9-21	.300	21-34	.382

*LSU won the regular season SEC Championship, while Mississippi State won the SEC Tournament. South Carolina won the Eastern Division. South Carolina and Arkansas advanced to the College World Series, with South Carolina advancing to their third straight National Championship Series, the fifth in a row for the SEC.

2013

Eastern Division

School	W-L	Pct.	W-L	Pct.
Vanderbilt	26-3	.897	54-12	.818
S. Carolina	17-12	.586	43-20	.683
Florida	14-16	.467	29-30	.492
Kentucky	11-19	.367	30-25	.545
Missouri	10-20	.333	18-32	.360
Tennessee	8-20	.286	22-30	.423
Georgia	7-20	.259	21-32	.396

Western Division

School	W-L	Pct.	W-L	Pct.
LSU	23-7	.767	57-11	.838
Arkansas	18-11	.621	39-22	.639
Miss. State	16-14	.533	51-20	.718
Ole Miss	15-15	.500	38-24	.613
Alabama	14-15	.483	35-28	.556
Texas A&M	13-16	.448	34-29	.540
Auburn	13-17	.433	33-23	.589

*Vanderbilt won the SEC Championship with an all-time SEC best record of 26-3, while LSU won the SEC Western Division and the SEC Tournament. LSU and Mississippi State advanced to the College World Series, with Mississippi State advancing to the National Championship Series, the sixth in a row for the SEC.

2014

Eastern Division

School	W-L	Pct.	W-L	Pct.
Florida	21-9	.700	40-23	.635
S. Carolina	18-12	.600	44-18	.710
Vanderbilt	17-13	.567	51-21	.708
Kentucky	14-16	.467	37-25	.597
Tennessee	12-18	.400	31-23	.574
Georgia	11-18-1.383		26-29-1.473	
Missouri	6-24	.200	20-33	.377

Western Division

School	W-L	Pct.	W-L	Pct.
Ole Miss	19-11	.633	48-21	.696
LSU	17-11-1.603		46-16-1.738	
Miss. State	18-12	.600	39-24	.619
Arkansas	16-14	.533	40-25	.615
Alabama	15-14	.517	37-24	.607
Texas A&M	14-16	.467	36-26	.581
Auburn	10-20	.333	28-28	.500

*Florida won the SEC Championship for the first time since splitting the regular-season crown in 2011 ... Ole Miss captured the SEC Western Division for the first time since 2009 ... LSU won SEC Baseball Tournament ... Vanderbilt and Ole Miss both advanced to the College World Series, with the Commodores capturing their first NCAA Championship.

ANNUAL STANDINGS

2015

Eastern Division

School	W-L	Pct.	W-L	Pct.
Vanderbilt	20-10	.667	51-21	.708
Florida	19-11	.633	52-18	.743
Missouri	15-15	.500	30-28	.517
Kentucky	14-15	.483	30-25	.545
South Carolina	13-17	.433	32-25	.561
Tennessee	11-18	.379	24-26	.480
Georgia	10-19	.345	26-28	.481

Western Division

School	W-L	Pct.	W-L	Pct.
LSU	21-8	.724	54-12	.818
Texas A&M	18-10	.643	50-14	.781
Arkansas	17-12	.586	40-25	.615
Ole Miss	15-14	.517	30-28	.517
Auburn	13-17	.433	36-26	.581
Alabama	12-18	.400	32-28	.533
Mississippi St.	8-22	.267	24-30	.444

*LSU won the SEC Championship for the fourth time in five years ... Vanderbilt claimed the SEC Eastern Division for the third time in five years ... Florida won the SEC Baseball Tournament for the fourth time ... Arkansas, LSU, Florida and Vanderbilt advanced to the College World Series, and Vanderbilt finished runner-up.

2016

Eastern Division

School	W-L	Pct.	W-L	Pct.
South Carolina	20-9	.690	42-15	.737
Florida	19-10	.655	47-13	.783
Vanderbilt	18-12	.600	43-17	.717
Kentucky	15-15	.500	32-25	.561
Georgia	11-19	.367	27-30	.474
Missouri	9-21	.300	26-30	.464
Tennessee	9-21	.300	29-28	.509

Western Division

School	W-L	Pct.	W-L	Pct.
Mississippi St.	21-9	.700	44-18	.706
Texas A&M	20-10	.667	49-16	.754
LSU	19-11	.633	45-21	.682
Ole Miss	18-12	.600	43-19	.694
Alabama	15-15	.500	32-26	.552
Auburn	8-22	.267	23-33	.411
Arkansas	7-23	.233	26-29	.473

*Mississippi State claimed the SEC title, its first since 1989. The Bulldogs became the first team to go from last overall to outright SEC champion the next year ... Texas A&M won its first SEC Tournament in the Aggies' fourth year in the SEC ... South Carolina won the SEC Eastern Division ... Seven SEC teams earned national seeds.

2017

Eastern Division

School	W-L	Pct.	W-L	Pct.
Florida	21-9	.700	52-19	.732
Kentucky	19-11	.633	43-23	.652
Vanderbilt	15-13	.534	36-25	.589
Missouri	14-16	.467	36-23	.610
South Carolina	13-17	.433	35-25	.583
Georgia	11-19	.367	25-32	.439
Tennessee	7-21	.250	27-25	.519

Western Division

School	W-L	Pct.	W-L	Pct.
LSU	21-9	.700	52-20	.722
Arkansas	18-11	.621	45-19	.703
Mississippi St.	17-13	.567	40-27	.597
Auburn	16-14	.533	37-26	.587
Texas A&M	16-14	.533	41-23	.641
Ole Miss	14-16	.467	32-25	.561
Alabama	5-24	.172	19-34	.358

*Florida and LSU claimed a share of the SEC regular season title, while LSU won the SEC Tournament title ... For the third time, the College World Series final included two SEC teams. Florida defeated LSU to win the NCAA title ... The SEC led all conferences with its eight selections to the NCAA Baseball Tournament.

2018

Eastern Division

School	W-L	Pct.	W-L	Pct.
Florida	20-10	.667	49-21	.700
Georgia	18-12	.600	39-21	.650
South Carolina	17-13	.567	37-26	.587
Vanderbilt	16-14	.533	35-27	.565
Kentucky	13-17	.433	34-22	.607
Missouri	12-18	.400	34-22	.607
Tennessee	12-18	.400	29-27	.518

Western Division

School	W-L	Pct.	W-L	Pct.
Ole Miss	18-12	.600	48-17	.738
Arkansas	18-12	.600	48-21	.696
Auburn	15-15	.500	43-23	.652
LSU	15-15	.500	39-27	.591
Mississippi St.	15-15	.500	39-29	.574
Texas A&M	13-17	.433	40-22	.645
Alabama	8-22	.267	27-29	.482

*Florida won the SEC regular season title, while Ole Miss claimed the SEC Tournament crown ... Ole Miss and Arkansas won the SEC Western Division ... The SEC led all conferences with three teams in the College World Series ... The SEC also led all conferences with 10 NCAA Tournament selections and six NCAA Super Regional teams.

2019

Eastern Division

School	W-L	Pct.	W-L	Pct.
Vanderbilt	23-7	.767	59-12	.831
Georgia	21-9	.700	46-17	.730
Tennessee	14-16	.467	40-21	.656
Missouri	13-16	.450	34-22	.605
Florida	13-17	.433	34-26	.567
South Carolina	8-22	.267	28-28	.500
Kentucky	7-23	.233	26-29	.473

Western Division

School	W-L	Pct.	W-L	Pct.
Arkansas	20-10	.667	46-20	.697
Mississippi St.	20-10	.667	52-15	.776
LSU	17-13	.567	40-26	.606
Texas A&M	16-13	.550	39-23	.627
Ole Miss	16-14	.533	41-27	.603
Auburn	14-16	.467	38-28	.576
Alabama	7-23	.233	30-26	.536

*Vanderbilt won the SEC regular season title and the SEC Tournament crown ... Arkansas and Mississippi State won the SEC Western Division ... The SEC led all conferences with four teams in the College World Series ... The SEC also led all conferences with 10 NCAA Tournament selections and six NCAA Super Regional teams for the second consecutive year.

2020

Eastern Division

School	W-L	Pct.	W-L	Pct.
Florida	16-1	.941	0-0	-
Tennessee	15-2	.882	0-0	-
Georgia	14-4	.778	0-0	-
South Carolina	12-4	.750	0-0	-
Vanderbilt	13-5	.722	0-0	-
Missouri	11-5	.688	0-0	-
Kentucky	11-6	.647	0-0	-

Western Division

School	W-L	Pct.	W-L	Pct.
Alabama	16-1	.941	0-0	-
Ole Miss	16-1	.941	0-0	-
Texas A&M	15-3	.833	0-0	-
Mississippi St.	12-4	.750	0-0	-
Auburn	13-5	.722	0-0	-
LSU	12-5	.706	0-0	-
Arkansas	11-5	.688	0-0	-

*The SEC announced on March 17 that all regular season conference and non-conference competitions were canceled for the remainder of the 2019-20 athletic year, including all remaining SEC championship events, due to continuing developments related to the coronavirus (COVID-19) ... Missouri was not eligible for postseason play due to NCAA penalty.

2021

Eastern Division

School	W-L	Pct.	W-L	Pct.
Tennessee	20-10	.667	50-18	.831
Vanderbilt	19-10	.655	49-18	.730
Florida	17-13	.567	38-22	.656
South Carolina	16-14	.533	34-23	.605
Georgia	13-17	.433	31-25	.567
Kentucky	12-18	.400	29-23	.500
Missouri	8-22	.267	15-36	.473

Western Division

School	W-L	Pct.	W-L	Pct.
Arkansas	22-8	.733	50-13	.794
Mississippi St.	20-10	.667	50-18	.735
Ole Miss	18-12	.600	45-22	.672
LSU	13-17	.433	38-25	.603
Alabama	12-17	.414	32-26	.552
Auburn	10-20	.333	25-27	.481
Texas A&M	9-21	.300	29-27	.518

*Arkansas won the SEC regular season title and the SEC Tournament crown, its first tournament title ... Tennessee won the SEC Eastern Division ... The SEC led all conferences with three teams in the College World Series ... The SEC also led all conferences with nine NCAA Tournament selections and six NCAA Super Regional teams for the third consecutive time ... The SEC had two teams in the finals of the College World Series with Mississippi State defeating Vanderbilt.

2022

Eastern Division

School	W-L	Pct.	W-L	Pct.
#Tennessee	25-5	.833	57-9	.864
Georgia	15-15	.500	36-23	.610
Florida	15-15	.500	42-24	.636
Vanderbilt	14-16	.467	39-23	.629
South Carolina	13-17	.433	27-28	.491
Kentucky	12-18	.400	33-26	.559
Missouri	10-20	.333	28-23	.549

Western Division

School	W-L	Pct.	W-L	Pct.
Texas A&M	19-11	.633	44-20	.688
Arkansas	18-12	.600	46-21	.687
LSU	17-13	.567	40-22	.645
Auburn	16-13	.552	43-22	.662
Ole Miss	14-16	.467	42-23	.646
Alabama	12-17	.414	31-27	.534
Mississippi St.	9-21	.300	26-30	.464

*Tennessee won the SEC regular season title and the SEC Tournament crown ... The division winners were Tennessee (Eastern) and Texas A&M (Western) ... The SEC led all conferences with four teams in the College World Series ... The SEC had nine teams earn NCAA Tournament bids, tied for the most of any conference ... The SEC led all conferences with five teams in the Super Regionals ... Ole Miss won the first NCAA title in program history, becoming the seventh different SEC team to win a national championship. It was the SEC's third consecutive NCAA title - won by three different schools - and 14th overall.



SEC STATISTICAL LEADERS

All-Time .400 Hitters (Min. 2 AB per team game)

Single-Season

.525	David Magadan, Alabama	114 for 217	1983
.489	Ronnie Braddock, Georgia	22-for-45	1962
.464	Sam Ewing, Tennessee	45 for 97	1970
	Charley Trippi, Georgia	52 for 112	1946
.459	Hunter Bledsoe, Vanderbilt	95 for 207	1999
	Nat Showalter, Mississippi State	67 for 146	1977
.451	Charles Conerly, Ole Miss	34 for 75	1948
.447	Buck Belue, Georgia	46 for 103	1982
.445	Jeff Pickler, Tennessee	109 for 245	1998
	Jeff Abbott, Kentucky	102 for 229	1994
.440	Dom Fucci, Kentucky	Not Available	1949
.438	Joe Stewart, Georgia	70 for 160	1978
.436	Dicky Parsons, Kentucky	Not Available	1961
.435	Chris Burke, Tennessee	118 for 271	2001
.433	Paul Foster, Auburn	87 for 201	1985
.432	Andy Blanco, Tennessee	82 for 190	1992
	Donnie Kessinger, Ole Miss	54 for 125	1964
	Jim Pyburn, Auburn	38 for 88	1954
.431	Raph Rhymes, LSU	100 for 232	2012
.430	Gabe Gross, Auburn	102 for 237	2000
.429	Zack Cox, Arkansas	102 for 238	2010
	John Hufstetler, Tennessee	18 for 42	1952
.425	Allen Trammell, Florida	51 for 120	1965
	Jeremy Jackson, Arkansas	94 for 221	1997
.424	Clinton Johnston, Vanderbilt	84 for 198	1998
	Jake Gibbs, Ole Miss	42 for 99	1960
	Wendall Tarleton, Georgia	48 for 113	1955
.423	Todd Faulkner, Auburn	105 for 248	2000
.422	Brandt Ely, Kentucky	49 for 116	1983
.420	Will Clark, Mississippi State	94 for 224	1985
	Sam Ewing, Tennessee	47 for 112	1969
.419	Sawyer Carroll, Kentucky	98 for 234	2008
	Alan Koch, Auburn	36 for 86	2001
	Travis Copley, Tennessee	62 for 148	1998
	Alan Koch, Auburn	Not Available	1959
	Ryan Bordenick, South Carolina	96 for 229	1997
.418	Jackie Parker, Mississippi State	Not Available	1954
.417	Joey Martin, Auburn	55 for 132	1971
	Bernie Schreiber, Ole Miss	40 for 96	1956
.415	Karl Nonemaker, Vanderbilt	88 for 212	1999
	Rafael Palmeiro, Mississippi State	98 for 236	1984
	Rodney Bellamy, Georgia	66 for 159	1980
	Joe McClain, Tennessee	27 for 65	1952
.414	Warner Jones, Vanderbilt	111 for 268	2004
	Patt Osborn, Florida	104 for 251	2002
	B.B. Hopkins, Tennessee	36 for 87	1953
.413	Chuck Barclift, Tennessee	71 for 172	1980
.412	Brian Wiese, Mississippi State	103 for 250	1998
	Larry Nichols, Auburn	35 for 85	1962
.411	Gordon Beckham, Georgia	113 for 275	2008
	Peter Stonard, Alabama	97 for 236	2002
	Greg Smith, Vanderbilt	83 for 202	1987
	George Flower, Vanderbilt	62 for 151	1985
	Rick Fuentes, Georgia	81 for 197	1982
	Mark Gilaspie, Mississippi State	85 for 208	1981
.410	Billy Henderson, Georgia	Not Available	1948
	Russ Johnson, LSU	96 for 234	1994
	David Delucici, Ole Miss	94 for 229	1995
.409	Jay Waggoner, Auburn	119 for 291	1994
.408	Derek Bryant, Kentucky	Not Available	1971
	Roger McKinney, Tennessee	51 for 129	1971
	Jake Mangum, Mississippi State	84 for 206	2016
.407	Scott Pratt, Auburn	105 for 258	1998
	Chris Snopek, Ole Miss	77 for 189	1992

	Todd Helton, Tennessee	105 for 258	1995
	Brad Wilkerson, Florida	98 for 241	1996
.406	Scott Ruskin, Florida	78 for 192	1984
	Rafael Palmeiro, Mississippi State	95 for 234	1983
	Bobby Tucker, Tennessee	41 for 101	1970
.405	Scott Lusader, Florida	92 for 230	1985
	Chris Glass, Alabama	73 for 180	1982
	Chris Moller, Alabama	87 for 215	1995
.404	Travis Chapman, Mississippi State	99 for 245	1999
	Rick Honeycutt, Tennessee	65 for 161	1976
.403	Mark Kiger, Florida	104 for 258	2002
	Eddy Furniss, LSU	95 for 236	1998
	Frank Thomas, Auburn	83 for 206	1989
	Joe Biernat, South Carolina	94 for 233	1993
	Joey Cora, Vanderbilt	81 for 201	1972
	Andy Merchant, Auburn	47 for 125	1972
	Paul Blandford, Kentucky	94 for 233	1996
.402	Matt LaPorta, Florida	68 for 169	2007
	Seth Smith, Ole Miss	82 for 204	2002
	Jimmy Barfield, Auburn	Not Available	1964
	Donnie Kessinger, Ole Miss	41 for 102	1962
	Brad Henderson, Ole Miss	92 for 229	1997
.401	Greg Thomas, Vanderbilt	91 for 227	1991
	Bo Jackson, Auburn	59 for 147	1985
	Dom Fucci, Auburn	71 for 177	1978
.400	Mike Curry, South Carolina	104 for 260	1998
	Todd Walker, LSU	100 for 250	1992
	Jeff Pyburn, Georgia	62 for 155	1980
	Mike Kelly, Mississippi State	94 for 235	1979
	Bobby Tucker, Tennessee	39 for 130	1973
	Roberto Vaz, Alabama	102 for 255	1997
	Gene Etter, Tennessee	42 for 105	1961

Career

.439	Dave Magadan, Alabama	268 for 610	1981-83
.425	Hunter Bledsoe, Vanderbilt	170 for 400	1997-99
.411	Sam Ewing, Tennessee	117 for 284	1968-70
	Ken Chapman, Alabama	85 for 207	1959-61
.407	Donnie Kessinger, Ole Miss	132 for 324	1968-70
.404	Chris Burke, Tennessee	314 for 777	1999-01

YEAR-BY-YEAR INDIVIDUAL LEADERS

Batting Average

1960	Jake Gibbs	Ole Miss	.424
1961	Dicky Parsons	Kentucky	.436
1962	Ronnie Braddock	Georgia	.489
1963	Tom Moore	Florida	.402
1964	Donnie Kessinger	Ole Miss	.429
1965	Allen Trammell	Florida	.425
1966	Jimmy Yawn	Ole Miss	.408
1967	Jimmy Yawn	Ole Miss	.389
1968	Stan Fletcher	Miss. State	.364
1969	Sam Ewing	Tennessee	.420
1970	Sam Ewing	Tennessee	.464
1971	Joey Martin	Auburn	.417
1972	Bobby Tucker	Tennessee	.395
1973	Paul Husband	Ole Miss	.402
1974	Joe Pritchard	Tennessee	.370
1975	Condredge Holloway	Tennessee	.370
1976	Rick Honeycutt	Tennessee	.404
1977	Nat Showalter	Miss. State	.459
1978	Joe Stewart	Georgia	.438
1979	Mike Kelley	Miss. State	.400
1980	Rodney Bellamy	Georgia	.415
1981	Mark Gillaspie	Miss. State	.410
1982	Buck Belue	Georgia	.447
1983	David Magadan	Alabama	.525
1984	Rafael Palmeiro	Miss. State	.415
1985	Paul Foster	Auburn	.433
1986	Mike Twardoski	Alabama	.390
1987	Greg Smith	Vanderbilt	.411
1988	Frank Thomas	Auburn	.385
1989	Frank Thomas	Auburn	.403
1990	Tim Edge	Auburn	.387
1991	Greg Thomas	Vanderbilt	.401
1992	Andy Blanco	Tennessee	.432
1993	Joe Biernat	S. Carolina	.403
1994	Jeff Abbott	Kentucky	.445
1995	David Dellucci	Ole Miss	.410
1996	Brad Wilkerson	Florida	.407
1997	Jeremy Jackson	Arkansas	.425
1998	Jeff Pickler	Tennessee	.445
1999	Hunter Bledsoe	Vanderbilt	.459
2000	Gabe Gross	Auburn	.430
2001	Chris Burke	Tennessee	.435
2002	Pat Osborn	Florida	.414
2003	Brian Buscher	S. Carolina	.393
2004	Warner Jones	Vanderbilt	.414
2005	Chase Headley	Tennessee	.387
2006	Thomas Berkery	Miss. State	.383
2007	Matt LaPorta	Florida	.402
2008	Sawyer Carroll	Kentucky	.419
2009	Aaron Westlake	Vanderbilt	.377
2010	Zack Cox	Arkansas	.429
2011	Mikie Mahtook	LSU	.383
2012	Raph Rhymes	LSU	.431
2013	Tony Kemp	Vanderbilt	.391
2014	Brett Pirtle	Miss. State	.363
2015	Andrew Benintendi	Arkansas	.376
2016	Jake Mangum	Miss. State	.408
2017	Brent Rooker	Miss. State	.387
2018	Michael Helman	Texas A&M	.369
2019	Austin Martin	Vanderbilt	.392
2020	Jacob Young	Florida	.450
2021	Tanner Allen	Miss. State	.383
2022	Sonny DiChiara	Auburn	.383

Home Runs

1960	Gary Dempsey	Miss. State	5
1961	Don Porter	Ole Miss	5
1962	H.K. Etheridge	Miss. State	6
1963	H.K. Etheridge	Miss. State	7
1964	Fred Roberts	Ole Miss	7
	Bob Stewart	LSU	7
1965	Del Unser	Miss. State	7
1966	Del Unser	Miss. State	7
1967	Scotty Long	Auburn	11
1968	Stan Moss	Alabama	7
1969	Phil Garner	Tennessee	12
1970	Bobby Tucker	Tennessee	10
1971	Phillip Stall	Miss. State	11
1972	Bill Winchester	Vanderbilt	9
1973	Butch Hobson	Alabama	13
	Bobby Tucker	Tennessee	13
1974	Ted Shipley	Vanderbilt	10
1975	Larry Littleton	Georgia	12
1976	LeRoy Robbins	Kentucky	12
	Randy Gipson	Kentucky	12
1977	Mark Barnthouse	Ole Miss	12
1978	Del Bender	Miss. State	17
1979	Scotti Madison	Vanderbilt	15
1980	Chuck Barcliff	Tennessee	20
1981	Bruce Castoria	Miss. State	29
1982	Doug Gilcrease	Auburn	17
1983	Rafael Palmeiro	Miss. State	18
1984	Rafael Palmeiro	Miss. State	29
1985	Will Clark	Miss. State	25
1986	Doug Duke	Alabama	27
1987	Joey Belle	LSU	21
	Frank Thomas	Auburn	21
1988	Craig Cala	LSU	15
	Brian Reimsnyder	Florida	15
1989	Tommy Raffo	Miss. State	22
1990	Brian Jester	Georgia	17
1991	Gary Hymel	LSU	25
1992	Jeff Parnell	S. Carolina	18
1993	Todd Walker	LSU	22
1994	Jeff Abbott	Kentucky	23
1995	Todd Helton	Tennessee	20
1996	Eddy Furniss	LSU	26
1997	Brandon Larson	LSU	40
1998	Brad Cresse	LSU	29
1999	John Wilson	Kentucky	23
2000	Brad Cresse	LSU	30
2001	Tim Whittaker	S. Carolina	21
2002	Yaron Peters	S. Carolina	29
2003	Beau Heard	Alabama	20
2004	Steve Pearce	S. Carolina	21
2005	Matt LaPorta	Florida	26
2006	Josh Morris	Georgia	23
	Quinn Stewart	LSU	23
2007	Danny Hamblin	Arkansas	22
	Justin Smoak	S. Carolina	22
2008	Gordon Beckham	Georgia	28
	Matt Clark	LSU	28
2009	Kent Matthes	Alabama	28
2010	Hunter Morris	Auburn	23
2011	Mike Zunino	Florida	19
2012	Mike Zunino	Florida	19
2013	Mason Katz	LSU	16
	Hunter Renfro	Miss. State	16
2014	AJ Reed	Kentucky	23
2015	Andrew Benintendi	Arkansas	20
2016	Peter Alonso	Florida	14
	J.B. Woodman	Ole Miss	14
2017	Brent Rooker	Miss. State	23
2018	Jonathan India	Florida	21
2019	JJ Bleday	Vanderbilt	27
2020	Wes Clarke	S. Carolina	8
2021	Wes Clarke	S. Carikuba	23
2022	Wyatt Langford	Florida	26

Runs Batted In

1960	Jake Gibbs	Ole Miss	30
1961	Jake Gibbs	Ole Miss	31
1962	Larry Nichols	Auburn	32
1963	H.K. Etheridge	Miss. State	30
	Tom Moore	Florida	30
1964	Bill Blomgren	Florida	27
1965	Jimmy Yawn	Ole Miss	21
1966	Jack Earvin	Tennessee	18
1967	Jimmy Yawn	Ole Miss	34
1968	Stan Moss	Alabama	26
1969	Whitey Adams	Ole Miss	40
1970	Phil Garner	Tennessee	35
1971	Phillip Stall	Miss. State	37
1972	Bill Winchester	Vanderbilt	55
1973	Rick Duncan	Vanderbilt	51
1974	Rick Duncan	Vanderbilt	45
1975	Rick Duncan	Vanderbilt	51
1976	Rick Honeycutt	Tennessee	57
1977	Mike Pomeranz	Ole Miss	55
1978	David Lanning	Georgia	64
1979	Tony Stevens	Florida	74
1980	Jeff Pyburn	Georgia	66
1981	Bruce Castoria	Miss. State	98
1982	Bruce Castoria	Miss. State	59
1983	David Magadan	Alabama	95
1984	Rafael Palmeiro	Miss. State	94
1985	Will Clark	Miss. State	77
1986	Doug Duke	Alabama	82
1987	Craig Faulkner	LSU	69
1988	Craig Cala	LSU	75
1989	Wes Grisham	LSU	85
1990	J.R. Showalter	Georgia	74
1991	Gary Hymel	LSU	79
1992	Todd Walker	LSU	76
1993	Todd Walker	LSU	102
1994	Todd Helton	Tennessee	80
1995	Todd Helton	Tennessee	92
1996	Eddy Furniss	LSU	103
1997	Brandon Larson	LSU	118
1998	Brad Cresse	LSU	90
	Josh Etheredge	Auburn	90
1999	Casey Dunn	Auburn	86
2000	Brad Cresse	LSU	106
2001	Todd Linden	LSU	76
2002	Yaron Peters	S. Carolina	95
2003	Beau Heard	Alabama	82
2004	Warner Jones	Vanderbilt	74
2005	Matt LaPorta	Florida	79
2006	Mark Wright	Ole Miss	79
2007	Sean Coughlin	Kentucky	73
2008	Sawyer Carroll	Kentucky	83
2009	Rich Poythress	Georgia	86
2010	Hunter Morris	Auburn	76
2011	Preston Tucker	Florida	74
2012	Mike Zunino	Florida	67
2013	Mason Katz	LSU	70
2014	AJ Reed	Kentucky	73
2015	JJ Schwarz	Florida	73
2016	Hunter Melton	Texas A&M	67
2017	Brent Rooker	Miss. State	82
2018	Edouard Julien	Auburn	69
2019	Ethan Paul	Vanderbilt	73
2020	Tyler Keenan	Ole Miss	33
2021	Gavin Dugas	LSU	66
	Tanner Allen	Miss. State	66
2022	Trey Lipscomb	Tennessee	84



YEAR-BY-YEAR INDIVIDUAL LEADERS

Triples

1960	Ken Chapman	Alabama	5
1961	Jake Gibbs	Ole Miss	5
1962	George Shuford	Tennessee	6
1963	Tommy Keyes	Ole Miss	8
1964	Jimmy Barfield	Auburn	6
1965	Frank Fryer	Auburn	5
1966-67	No Record		
1968	Phillip Stall	Miss. State	3
	Rod Wright	Florida	3
1969	Sam Ewing	Tennessee	7
1970	Archie Manning	Ole Miss	6
1971	Dave Bair	Kentucky	7
1972	Jim Carter	Georgia	6
1973	Mark Hatchett	Auburn	5
1974	Marvis Foley	Kentucky	7
1975	Rick Duncan	Vanderbilt	6
1976	Ron Hamilton	Alabama	5
1977	Joe Ward	Florida	5
1978	Jim Watkins	Florida	7
1979	Mike Kelley	Miss. State	12
1980	David Barnes	Florida	5
	Keith Street	Georgia	5
	Johnny Tutt	Auburn	5
1981	Chip Moses	LSU	5
	Bobby Pierce	Alabama	5
	Brad Winkler	Miss. State	5
1982	Albie Scoggins	Florida	6
1983	Mark Howie	LSU	7
	John Dunlap	Florida	7
1984	Chris Padgett	Ole Miss	7
	Rock Wilson	Auburn	7
1985	Joey Cora	Vanderbilt	6
	Gator Thiesen	Miss. State	6
1986	Trey Gainous	Auburn	10
1987	Rock Wilson	Auburn	7
1988	Mike Moberg	Florida	6
1989	Wes Grisham	LSU	6
1990	Rich Cordani	LSU	6
1991	Kevin Kessinger	Ole Miss	8
1992	Todd Crane	Georgia	7
1993	Brian Duva	Florida	11
1994	Bob Hughes	Arkansas	9
1995	Ryan Montgomery	Vanderbilt	6
	David Dellucci	Ole Miss	6
	Mike Klostermeyer	LSU	6
	Ty Bilderback	Arkansas	6
1996	Chad Green	Kentucky	7
	Adam Sullivan	Auburn	7
	Jason McConnell	Arkansas	7
1997	Roberto Vaz	Alabama	9
1998	Scott Pratt	Auburn	6
1999	Michael Rosamond	Ole Miss	6
	Andy Phillips	Alabama	6
	Brian Rainwater	Georgia	6
	Derek Wigginton	Alabama	6
2000	Justin Parker	Tennessee	8
	Shane Kelly	Miss. State	8
2001	Chris Burke	Tennessee	11
2002	Kirk McConnell	Arkansas	8
2003	Javon Moran	Auburn	7
2004	Ryan Klosterman	Vanderbilt	8
2005	Clete Thomas	Auburn	6
2006	Joey Side	Georgia	9
2007	Justin Hentry	Ole Miss	8
2008	Ryan Schimpf	LSU	7
2009	Avery Barnes	Florida	6
2010	Zach Cone	Georgia	7
2011	Tony Kemp	Vanderbilt	7
2012	Tony Kemp	Vanderbilt	8
2013	Alex Bregman	LSU	7
	Adam Frazier	Miss. State	7

2014	Christin Stewart	Tennessee	6
2015	Elliott Caldwell	South Carolina	8
2016	Jeren Kendall	Vanderbilt	8
	Zach Lavy	Missouri	8
2017	Jeren Kendall	Vanderbilt	5
	Jonah Todd	Auburn	5
2018	Antoine Duplantis	LSU	6
2019	Brady Allen	South Carolina	5
2020	Cooper Davis	Vanderbilt	2
	Noah Myers	S. Carolina	2
	Ryan Bliss	Auburn	2
2021	Tanner Allen	Miss. State	5
	Carter Young	Vanderbilt	5
	Isaiah Thomas	Vanderbilt	5
2022	Enrique Bradfield Jr.	Vanderbilt	5

Doubles

1960	Jake Gibbs	Ole Miss	9
1961	Bobby Corrett	Tulane	6
	Ben Catchings	Auburn	6
1962	Larry Nichols	Auburn	11
1963	Bill Etheridge	Miss. State	7
	Wayne Meadows	Miss. State	7
	Cotton Nash	Kentucky	7
	Ray Nord	Tulane	7
1964	Jimmy Barfield	Auburn	9
1965	Bill Scudden	Alabama	7
1966	Jimmy Yawn	Ole Miss	12
1967	Jimmy Yawn	Ole Miss	10
1968	Stan Moss	Alabama	8
1969	Archie Manning	Ole Miss	13
1970	Sam Ewing	Tennessee	11
1971	Ken Dempsey	Auburn	12
	Jerry Reasonover	Vanderbilt	12
1972	Bobby Tucker	Tennessee	14
	Ray Hull	Florida	14
1973	Rick Duncan	Vanderbilt	11
1974	Rick Duncan	Vanderbilt	14
1975	James White	Alabama	16
1976	Rick Honeycutt	Tennessee	17
1977	Dean Empie	Florida	18
1978	Joe Stewart	Georgia	18
1979	Tony Stevens	Florida	19
	Tim Weisheim	Miss. State	19
1980	Bobby Pierce	Alabama	18
1981	David Magadan	Alabama	20
	Bill Sandry	Kentucky	20
	Greg Geren	Tennessee	20
1982	Mike Botkin	Kentucky	24
1983	David Magadan	Alabama	31
1984	Scott Ruskin	Florida	21
1985	Chris Lombardozzi	Florida	23
1986	Jeff Yurtin	LSU	24
1987	Tony Haney	Auburn	25
1988	Vince Castaldo	Kentucky	27
1989	Pete Young	Miss. State	27
1990	Bruce Chick	Georgia	24
1991	Doug Radziewicz	Georgia	31
1992	Blaise Kozeniewski	Georgia	25
1993	Todd Helton	Tennessee	22
1994	Russ Johnson	LSU	26
1995	Todd Helton	Tennessee	27
1996	Scott Schroeffel	Tennessee	29
1997	Matt Erickson	Arkansas	27
1998	Jeff Pickler	Tennessee	30
1999	Chris Burke	Tennessee	25
2000	Brad Hawpe	LSU	36
2001	Adam Swann	Georgia	26
2002	Steve Thomas	S. Carolina	26
2003	Adam Pavkovich	Alabama	27
2004	Warner Jones	Vanderbilt	27
2005	Karl Amonite	Auburn	25
2006	Chris Coghlan	Ole Miss	22

2007	Ryan Strieby	Kentucky	22
	Mitch Moreland	Miss. State	26
2008	Chris Wade	Kentucky	24
2009	Andrew Crisp	S. Carolina	23
2010	Jason Esposito	Vanderbilt	25
2011	Mike Zunino	Florida	23
	Preston Tucker	Florida	23
2012	Mike Zunino	Florida	28
2013	Adam Frazier	Miss. State	20
2014	Dansby Swanson	Vanderbilt	27
2015	Dansby Swanson	Vanderbilt	24
2016	Nick Senzel	Tennessee	25
2017	Brent Rooker	Miss. State	30
2018	Jake Mangum	Miss. State	22
2019	Trevor Ezell	Arkansas	25
2020	John Rhodes	Kentucky	10
2021	Rowdy Jordan	Miss. State	22
2022	Drew Gilbert	Tennessee	21
	Spencer Jones	Vanderbilt	21

Stolen Bases

1961	Jake Gibbs	Ole Miss	18
1962	Donnie Kessinger	Ole Miss	20
1963	Tom Moore	Florida	17
1964	Donnie Kessinger	Ole Miss	18
1965	No Record		
1966	Charley Williams	Ole Miss	19
1967	No Record		
1968	John Shaw	Ole Miss	22
1969	John Shaw	Ole Miss	19
	Archie Manning	Ole Miss	19
1970	John Shaw	Ole Miss	28
1971	Jimmy Conn	Vanderbilt	30
1972	Mike Sonderegger	LSU	19
1973	Rick Duncan	Vanderbilt	22
1974	Ted Shipley	Vanderbilt	39
1975	Larry Wright	LSU	25
1976	Nick Belmonte	Florida	42
1977	Jimmy Sherrill	Kentucky	35
1978	Dom Fucci	Auburn	28
1979	Jim Watkins	Florida	37
1980	Rodney Bellamy	Georgia	30
1981	David Fowke	Alabama	50
1982	Charles De France	Vanderbilt	39
1983	Albie Scoggins	Florida	22
	Kirk Hanson	Ole Miss	22
1984	Joey Cora	Vanderbilt	24
	Rory Alonzo	Florida	24
1985	Joey Cora	Vanderbilt	41
1986	Ted Williams	Alabama	44
1987	Rod Hartwig	LSU	42
1988	Robert Fletcher	Alabama	33
1989	Mike Basse	Tennessee	53
1990	Mike Basse	Tennessee	43
1991	Mike Basse	Tennessee	49
1992	Jose Vasquez	Tennessee	35
1993	Vegrin Hightower	Vanderbilt	46
1994	Richie Wyman	Tennessee	34
1995	Chad Green	Kentucky	54
1996	Chad Green	Kentucky	55
1997	Clay Greene	Tennessee	54
1998	Mike Curry	S. Carolina	59
1999	Brian Roberts	S. Carolina	67
2000	Stevie Daniel	Tennessee	58
2001	Chris Burke	Tennessee	49
2002	Drew Meyer	S. Carolina	39
2003	Jordan Czarniecki	Tennessee	32
2004	Antoan Richardson	Vanderbilt	32
2005	Eli Iorg	Tennessee	27
2006	Emeel Salem	Alabama	36
2007	Andy Simunic	Tennessee	29
2008	Dominic de la Osa	Vanderbilt	27
2009	Jordan Henry	Ole Miss	38

YEAR-BY-YEAR INDIVIDUAL LEADERS

2010	Chris Bisson	Kentucky	32
2011	Khayyan Norfolk	Tennessee	29
	Mikie Mahtook	LSU	29
2012	Jay Gonzalez	Auburn	30
2013	Tony Kemp	Vanderbilt	34
2014	Braxton Lee	Ole Miss	30
2015	Andrew Bregman	LSU	38
2016	Jeren Kendall	Vanderbilt	28
	Jake Fraley	LSU	28
2017	Jeren Kendall	Vanderbilt	20
2018	Austin Martin	Vanderbilt	22
2019	Jay Charleston	Tennessee	41
2020	Brett Auerbach	Alabama	12
2021	Enrique Bradfield Jr.	Vanderbilt	47
2022	Enrique Bradfield Jr.	Vanderbilt	46

Hits

1960	Jake Gibbs	Ole Miss	42
1961	John Bailey	LSU	32
1962	Donnie Kessinger	Ole Miss	41
1963	Wayne Meadows	Miss. State	42
1964	Donnie Kessinger	Ole Miss	56
1965	Mike Burns	Miss. State	24
1966	Jimmy Yawn	Ole Miss	28
1967	George Johnson	Alabama	55
1968	Frank Baldasare	Auburn	45
1969	Skip Lujack	Florida	49
1970	Tonys Dobies	Florida	51
1971	Jerry Reasonover	Vanderbilt	70
1972	Steve Estep	Vanderbilt	70
1973	Ted Shipley	Vanderbilt	65
1974	Rick Duncan	Vanderbilt	68
1975	Rick Duncan	Vanderbilt	73
1976	Robbie Howard	Tennessee	65
	Brad Bradshaw	Tennessee	65
	Rick Honeycutt	Tennessee	65
1977	Mike Kelley	Miss. State	74
1978	Russ Aldrich	Miss. State	73
1979	Mike Kelley	Miss. State	94
1980	Scotti Madison	Vanderbilt	81
1981	Mark Gillaspie	Miss. State	85
1982	Rick Fuentes	Georgia	81
1983	David Magadan	Alabama	114
1984	Rafael Palmeiro	Miss. State	98
1985	Will Clark	Miss. State	94
1986	Mike Twardoski	Alabama	94
1987	Scott Bohlke	Georgia	92
1988	Vince Castaldo	Kentucky	86
1989	Wes Grisham	LSU	106
1990	Wes Grisham	LSU	100
1991	Dave Majeski	Florida	96
1992	Todd Walker	LSU	100
1993	Todd Walker	LSU	109
1994	Jay Waggoner	Auburn	119
1995	Todd Helton	Tennessee	105
1996	Dax Norris	Alabama	105
1997	Brandon Larson	LSU	110
1998	Jeff Pickler	Tennessee	109
1999	G.W. Keller	Alabama	107
2000	Chris Burke	Tennessee	109
2001	Chris Burke	Tennessee	118
2002	Drew Meyer	S. Carolina	120
2003	Brian Buscher	S. Carolina	106
2004	Warner Jones	Vanderbilt	111
2005	Brian Pettway	Ole Miss	102
2006	Joey Side	Georgia	111
2007	Pedro Alvarez	Vanderbilt	105
2008	Gordon Beckham	Georgia	113
2009	DJ LeMahieu	LSU	96
2010	Josh Rutledge	Alabama	107
2011	Mike Zunino	Florida	98
2012	Raph Rhymes	LSU	100
2013	Adam Frazier	Miss. State	107

2014	Auston Bousfield	Ole Miss	96
2015	Dansby Swanson	Vanderbilt	94
2016	Boomer White	Texas A&M	100
2017	Tristan Pompey	Kentucky	96
	Brent Rooker	Miss. State	96
2018	Jake Mangum	Miss. State	101
2019	Jake Mangum	Miss. State	108
2020	Heston Kjerstad	Arkansas	30
2021	Tanner Allen	Miss. State	100
2022	Jack Moss	Texas A&M	103

Runs Scored

1960	Jake Gibbs	Ole Miss	28
1961	Jake Gibbs	Ole Miss	31
1962	Tom Moore	Florida	29
	Ken Hudgens	Tennessee	29
1963	Carol Lanoux	Florida	32
1964	Otis Bibb	Auburn	30
1965	Del Unser	Miss. State	19
1966	Ron Robinson	Ole Miss	15
	Bob Lannom	Tennessee	15
1967	George Johnson	Alabama	32
1968	Richard Trapp	Florida	27
1969	Archie Manning	Ole Miss	35
1970	Archie Manning	Ole Miss	33
	Sam Ewing	Tennessee	33
1971	Phillip Stall	Miss. State	42
	Steve Estep	Vanderbilt	42
1972	Bill Winchester	Vanderbilt	48
1973	Ted Shipley	Vanderbilt	44
1974	Marvis Foley	Kentucky	41
	Sonny Denniston	Kentucky	41
1975	Rick Duncan	Vanderbilt	46
1976	LeRoy Robbins	Kentucky	47
1977	Roger Holt	Florida	60
1978	Dom Fucci	Auburn	58
1979	Mike Kelley	Miss. State	74
1980	Jeff Pyburn	Georgia	54
1981	Mark Gillaspie	Miss. State	81
1982	David Jackson	Georgia	61
1983	Bret Elbin	Alabama	88
1984	Rafael Palmeiro	Miss. State	87
1985	Will Clark	Miss. State	75
1986	Mike Twardoski	Alabama	73
1987	Scott Bohlke	Georgia	72
1988	Billy White	Kentucky	74
1989	Jody Hurst	Miss. State	79
1990	J.R. Showalter	Georgia	75
1991	Lyle Mouton	LSU	78
1992	Todd Walker	LSU	72
1993	Todd Walker	LSU	85
1994	Todd Walker	LSU	77
1995	Todd Helton	Tennessee	86
1996	Nathan Dunn	LSU	95
1997	Roberto Vaz	Alabama	87
	Eric Hinske	Arkansas	87
1998	Mike Curry	S. Carolina	102
1999	G.W. Keller	Alabama	85
2000	Mike Fontenot	LSU	93
2001	Chris Burke	Tennessee	105
2002	Mark Kiger	Florida	90
2003	Aaron Hill	LSU	68
2004	Ryan Klosterman	Vanderbilt	72
2005	Chase Headley	Tennessee	82
2006	Chris Coghlan	Ole Miss	75
2007	Pedro Alvarez	Vanderbilt	76
2008	Gordon Beckham	Georgia	97
2009	Avery Barnes	Florida	76
2010	Whit Merrifield	S. Carolina	72
2011	Mike Zunino	Florida	75
2012	Mason Katz	LSU	65
2013	Tony Kemp	Vanderbilt	64
2014	Max Kuhn	Kentucky	68

2015	Dansby Swanson	Vanderbilt	76
2016	J.B. Moss	Texas A&M	67
2017	Kramer Robertson	LSU	85
2018	Keegan McGovern	Georgia	68
2019	Austin Martin	Vanderbilt	87
2020	Zach DeLoach	Texas A&M	25
2021	Rowdey Jordan	Miss. State	22
2022	Wyatt Langford	Florida	73
	Dylan Crews	LSU	73

Pitching-Wins

1960	Don Porter	Ole Miss	7
	Denny Blomquist	Ole Miss	7
	Larry Williams	Ole Miss	7
1961	Allen Smith	LSU	10
1962	Frank Montgomery	Miss. State	9
1963	Joe Overton	Auburn	8
1964	Jimmy Crysel	Auburn	9
1965	Ken Tatum	Miss. State	6
1966	Ken Tatum	Miss. State	6
1967	Q.V. Lowe	Auburn	15
1968	Glenn Pickren	Florida	9
1969	Jim Courier	Florida	11
1970	Brantley Jones	Miss. State	9
1971	Mike Profitt	Miss. State	11
1972	Jim Pittman	Ole Miss	8
	Randy Wiles	LSU	8
1973	Jeff Peoples	Vanderbilt	12
1974	Doug Corbett	Florida	12
1975	Pat Moock	LSU	10
1976	Paul Stefan	LSU	10
	Robert Hudson	Alabama	10
1977	Rich Ziblich	Ole Miss	11
1978	Ron Crum	Florida	8
	Jack Lozorko	Miss. State	8
	Peter Teixeira	Florida	8
	Bruce Maher	Miss. State	8
1979	Ken Kurtz	Miss. State	12
	Joe Georger	Kentucky	12
1980	Larry Mikesell	Florida	10
1981	Don Mundie	Miss. State	14
1982	Teddy Carson	Tennessee	11
	Rich Bombard	Florida	11
1983	Hans Herzog	Miss. State	12
1984	Jeff Brantley	Miss. State	13
1985	Jeff Brantley	Miss. State	18
1986	Stan Loewer	LSU	14
1987	Derek Lilliquist	Georgia	14
1988	Jeff Gibcumb	Florida	16
1989	Curtis Leskanic	LSU	15
1990	Paul Byrd	LSU	17
1991	Chad Ogea	LSU	14
1992	Lloyd Peever	LSU	14
1993	John Powell	Auburn	15
1994	R. A. Dickey	Tennessee	15
1995	Ryan Halla	Auburn	16
1996	John Kaufman	Florida	11
	Tim Young	Alabama	11
	Eddie Yarnall	LSU	11
1997	Tim Hudson	Auburn	15
1998	Hayden Gliemmo	Auburn	13
1999	Brent Schoening	Auburn	13
	Kurt Ainsworth	LSU	13
	Hayden Gliemmo	Auburn	13
2000	Kip Bouknight	S. Carolina	17
2001	Lane Mestepey	LSU	11
2002	Alex Hart	Florida	13
2003	David Marchbanks	S. Carolina	15
2004	Aaron Rawl	S. Carolina	13
2005	Luke Hochevar	Tennessee	15
2006	Wade LeBlanc	Alabama	11
	Craig Satterwhite	Ole Miss	11



YEAR-BY-YEAR INDIVIDUAL LEADERS

2007	Casey Weathers	Vanderbilt	12
2008	Jared Bradford	LSU	10
2009	Louis Coleman	LSU	14
2010	Blake Cooper	S. Carolina	13
2011	Michael Roth	S. Carolina	14
2012	Kevin Gausman	LSU	12
2013	Tyler Beede	Vanderbilt	14
2014	Walker Buehler	Vanderbilt	12
	AJ Reed	Kentucky	12
2015	Carson Fulmer	Vanderbilt	14
2016	Alex Faedo	Florida	13
2017	Jackson Kowar	Florida	12
	Jared Poche'	LSU	12
2018	Blaine Knight	Arkansas	14
2019	Drake Fellows	Vanderbilt	13
2020	Christian McLeod	Miss. State	4
	Jackson Leath	Tennessee	4
2021	Kumar Rocker	Vanderbilt	14
2022	Chase Dollander	Tennessee	10

Earned Run Average

1960	Guy Parker	Miss. State	2.84
1961	Allen Smith	LSU	1.34
1962	Frank Montgomery	Miss. State	0.81
1963	Joe Overton	Auburn	1.26
1964	Richie Prine	Ole Miss	1.10
1965	Mike Sharpe	Auburn	1.79
1966	Bruce Badier	LSU	0.88
1967	Mike Sills	Kentucky	1.08
1968	George Simmons	Auburn	1.25
1969	Mike Innes	Alabama	1.09
1970	Dennis Hall	Miss. State	0.63
1971	Jeff Peeples	Vanderbilt	1.56
1972	Jeff Peeples	Vanderbilt	1.30
1973	Butch Holmes	Miss. State	1.07
1974	Terry Leach	Auburn	1.30
1975	Ed McGraw	Kentucky	0.73
1976	Robert Hudson	Auburn	1.74
1977	Chuck Fore	Georgia	1.67
1978	Ron Crum	Florida	2.81
1979	Ken Kurtz	Miss. State	2.09
1980	Don Schneider	LSU	1.38
1981	Jeff Keener	Kentucky	0.51
1982	Bryan Farmer	Ole Miss	2.31
1983	Clay Daniel	Florida	2.26
1984	Byron Jefferson	Florida	2.02
1985	Gene Morgan	Miss. State	2.28
1986	Barry Manuel	LSU	2.37
1987	Gregg Olson	Auburn	1.27
1988	Gregg Olson	Auburn	2.00
1989	Dave Fleming	Georgia	2.08
1990	Jon Harden	Miss. State	2.21
1991	John Burke	Florida	2.25
1992	Jon Harden	Miss. State	1.94
1993	Brett Laxton	LSU	1.98
1994	Gary Rath	Miss. State	1.71
1995	Todd Helton	Tennessee	1.66
1996	Paul Rigdon	Florida	2.19
1997	Damon Yee	Vanderbilt	2.33
1998	Josh Fogg	Florida	2.03
1999	Hank Thoms	Miss. State	2.66
2000	Jamie Bennett	Tennessee	2.71
2001	Lance Cormier	Alabama	2.30
2002	Lane Mestepey	LSU	2.59
2003	Levale Speigner	Auburn	2.42
2004	Taylor Tankersley	Alabama	2.00
2005	Luke Hochaver	Tennessee	2.26
2006	Justin Pigott	Miss. State	1.66
2007	David Price	Vanderbilt	2.63
2008	Aaron Weatherford	Miss. State	0.85
2009	Louis Coleman	LSU	2.93
2010	Drew Pomeranz	Ole Miss	2.24
2011	Michael Roth	S. Carolina	1.06

2012	Chris Statton	Miss. State	2.38
2013	Ryan Stanek	Arkansas	1.39
2014	Aaron Nola	LSU	1.47
2015	Carson Fulmer	Vanderbilt	1.83
2016	Dane Dunning	Florida	2.29
2017	Clarke Schmidt	S. Carolina	1.34
2018	Brady Singer	Florida	2.55
2019	TJ Sikkema	Missouri	1.32
2020	Connor Prielipp	Alabama	0.00
2021	Kevin Kopps	Arkansas	0.90
2022	Chase Dollander	Tennessee	2.39

Strikeouts

1960	Jerry Merriman	Miss. State	
1961	Sammy Ellis	Miss. State	73
1962	Frank Montgomery	Miss. State	102
1963	Frank Montgomery	Miss. State	86
1964	Charlie Anderson	Florida	75
1965	John Olagues	Tulane	96
1966	Ken Tatum	Miss. State	86
1967	Q.V. Lowe	Auburn	123
1968	Tony Smith	Auburn	81
1969	Elliott Jones	Vanderbilt	112
1970	Doug Wessel	Vanderbilt	97
	Mike Willis	Vanderbilt	97
1971	Doug Wessel	Vanderbilt	131
1972	Randy Wiles	LSU	116
1973	Jeff Peeples	Vanderbilt	113
1974	Rick Rhodes	Vanderbilt	73
1975	Paul Stefan	LSU	73
1976	Paul Stefan	LSU	83
1977	Bobby Sprowl	Alabama	118
1978	Bill Aldridge	Tennessee	76
1979	Ken Kurtz	Miss. State	100
1980	Jeff Keener	Kentucky	74
1981	Don Mundie	Miss. State	91
1982	Teddy Carson	Tennessee	64
1983	Cal Santarelli	LSU	91
1984	Jeff Brantley	Miss. State	115
1985	Jeff Brantley	Miss. State	136
1986	Mark Guthrie	LSU	122
1987	Derek Lilliquist	Georgia	190
1988	Russell Springer	LSU	156
1989	Ben McDonald	LSU	202
1990	Dave Fleming	Georgia	163
1991	Chad Ogea	LSU	140
1992	B.J. Wallace	Miss. State	145
1993	John Powell	Auburn	191
1994	Rob Bonanno	Florida	148
1995	Scott Schultz	LSU	150
1996	Eric DuBose	Miss. State	174
1997	Tim Hudson	Auburn	165
1998	Brad Wilkerson	Florida	136
1999	Kurt Ainsworth	LSU	157
2000	Kip Bouknight	S. Carolina	143
2001	Wyatt Allen	Tennessee	110
2002	Joseph Blanton	Kentucky	133
2003	Jeremy Sowers	Vanderbilt	123
2004	Matt Campbell	S. Carolina	145
2005	Luke Hochevar	Tennessee	154
2006	David Price	Vanderbilt	155
2007	David Price	Vanderbilt	194
2008	Scott Bittle	Ole Miss	130
2009	Anthony Renaudo	LSU	159
2010	Drew Pomeranz	Ole Miss	139
2011	Sonny Gray	Vanderbilt	132
2012	Kevin Gausman	LSU	135
2013	Aaron Nola	LSU	122
2014	Aaron Nola	LSU	134
2015	Carson Fulmer	Vanderbilt	167
2016	Alex Faedo	Florida	133
2017	Alex Faedo	Florida	157
2018	Casey Mize	Auburn	156

2019	Ethan Small	Miss. State	176
2020	Asa Lacy	Texas A&M	46
2021	Jack Leiter	Vanderbilt	179
	Kumar Rocker	Vanderbilt	179
2022	Preston Johnson	Miss. State	117

YEAR-BY-YEAR TEAM LEADERS



Batting Average

1980	Georgia	.360
1981	Georgia	.327
1982	Georgia	.325
1983	Alabama	.333
1984	Georgia	.312
1985	Vanderbilt	.327
1986	Alabama	.314
1987	Georgia	.325
1988	Mississippi State	.324
1989	Mississippi State	.317
1990	LSU	.325
1991	Tennessee	.311
1992	South Carolina	.316
1993	Auburn	.315
1994	Auburn	.320
1995	Auburn	.310
1996	LSU	.318
1997	South Carolina	.341
	Auburn	.341
	Arkansas	.341
1998	Tennessee	.340
1999	Mississippi State	.335
2000	LSU	.340
2001	LSU	.318
2002	Florida	.346
2003	Florida	.320
2004	LSU	.333
2005	Tennessee	.331
2006	Ole Miss	.309
2007	Vanderbilt	.324
2008	Kentucky	.317
2009	Alabama	.330
2010	Auburn	.348
2011	Vanderbilt	.315
2012	Auburn	.304
2013	Vanderbilt	.313
2014	Kentucky	.299
2015	LSU	.314
2016	Texas A&M	.311
2017	Kentucky	.316
2018	Ole Miss	.300
2019	Mississippi State	.315
2020	Auburn	.330
2021	Ole Miss	.288
2022	Tennessee	.308

Home Runs

1980	Georgia	74
1981	Mississippi State	77
1982	Auburn	57
1983	Mississippi State	72
1984	Mississippi State	83
1985	Georgia	88
1986	Alabama	95
1987	Georgia	102
1988	Mississippi State	73
1989	Mississippi State	96
1990	Georgia	86
1991	Kentucky	86
1992	South Carolina	83
1993	LSU	85
1994	Kentucky	110
1995	LSU	81
1996	LSU	131
1997	LSU	188
1998	LSU	157
1999	Alabama	120
2000	South Carolina	105
2001	South Carolina	110
2002	South Carolina	122
2003	LSU	85

2004	South Carolina	106
2005	Florida	85
2006	Kentucky	99
2007	South Carolina	113
2008	South Carolina	110
2009	South Carolina	109
	Georgia	109
2010	Auburn	131
2011	Florida	69
2012	Florida	75
2013	South Carolina	52
2014	Kentucky	60
2015	Texas A&M	70
2016	Texas A&M	62
2017	Arkansas	83
2018	Florida	100
2019	Vanderbilt	100
2020	Ole Miss	37
2021	Arkansas	109
2022	Tennessee	158

Runs Batted In

1980	Florida	411
1981	Mississippi State	458
1982	Georgia	383
1983	Mississippi State	461
1984	Mississippi State	461
1985	Mississippi State	444
1986	Alabama	427
1987	LSU	434
1988	Mississippi State	491
1989	Mississippi State	549
1990	LSU	515
1991	LSU	488
1992	South Carolina	455
1993	LSU	527
1994	Tennessee	466
1995	LSU	457
1996	LSU	583
1997	LSU	632
1998	Florida	545
1999	Alabama	555
2000	LSU	598
2001	LSU	514
2002	Florida	567
2003	LSU	477
2004	LSU	473
2005	Tennessee	487
2006	Georgia	457
2007	South Carolina	487
2008	LSU	488
2009	LSU	532
2010	Auburn	549
2011	Florida	421
2012	LSU	368
2013	Vanderbilt	418
2014	Kentucky	423
2015	Florida	445
2016	Texas A&M	439
2017	LSU	448
2018	Arkansas	452
2019	Vanderbilt	541
2020	Tennessee	160
2021	Tennessee	440
2022	Tennessee	574

Triples

1980	Florida	29
1981	Alabama	18
	Mississippi State	18
1982	Florida	25
1983	Florida	25

1984	Alabama	19
	Mississippi State	19
1985	Auburn	22
1986	Auburn	26
1987	LSU	18
1988	LSU	19
1989	LSU	26
1990	LSU	27
1991	Ole Miss	34
1992	Arkansas	30
1993	LSU	37
1994	Arkansas	38
1995	Arkansas	34
1996	Arkansas	31
1997	Alabama	34
1998	Auburn	19
	Florida	19
	Alabama	19
1999	Alabama	31
2000	Tennessee	32
2001	Tennessee	24
2002	Florida	26
2003	Auburn	21
2004	Vanderbilt	26
2005	Kentucky	19
	Tennessee	19
2006	Georgia	27
2007	Kentucky	22
2008	LSU	28
2009	LSU	19
2010	LSU	24
2011	South Carolina	18
2012	Vanderbilt	19
	South Carolina	19
	Auburn	19
2013	Vanderbilt	17
	Texas A&M	17
2014	Tennessee	16
2015	Vanderbilt	28
2016	Vanderbilt	26
2017	Texas A&M	21
2018	Texas A&M	21
2019	Vanderbilt	19
2020	Auburn	5
	South Carolina	5
2021	Vanderbilt	21
2022	Tennessee	23

Doubles

1980	Florida	115
1981	Florida	125
1982	Auburn	93
1983	Alabama	129
1984	Florida	117
1985	Mississippi State	135
1986	Mississippi State	135
1987	Georgia	140
1988	Mississippi State	145
1989	Mississippi State	157
1990	LSU	156
1991	LSU	138
1992	South Carolina	148
1993	LSU	152
1994	Kentucky	134
1995	Auburn	152
1996	Alabama	159
1997	Arkansas	168
1998	Auburn	165
1999	Alabama	161
2000	LSU	194
2001	Tennessee	137
2002	South Carolina	178



YEAR-BY-YEAR TEAM LEADERS

2003	LSU	147
2004	Tennessee	154
2005	Tennessee	157
2006	Kentucky	146
2007	Vanderbilt	158
2008	Kentucky	151
2009	LSU	142
	Alabama	142
2010	Vanderbilt	160
2011	Florida	143
2012	Kentucky	123
2013	LSU	128
2014	Vanderbilt	145
2015	Vanderbilt	152
2016	Mississippi State	132
2017	Kentucky	148
2018	Mississippi State	141
2019	Mississippi State	166
2020	Auburn	51
2021	Tennessee	134
2022	Tennessee	156

Stolen Bases

1980	Georgia	101
1981	Alabama	141
1982	Vanderbilt	101
1983	Mississippi State	86
1984	Florida	98
1985	Florida	112
1986	Tennessee	122
1987	LSU	156
1988	Alabama	70
1989	Vanderbilt	182
1990	Tennessee	159
1991	Tennessee	174
1992	Tennessee	137
1993	South Carolina	141
1994	Tennessee	136
1995	Tennessee	138
	Arkansas	138
1996	Kentucky	142
1997	Tennessee	116
1998	South Carolina	108
1999	South Carolina	143
2000	Tennessee	215
2001	Tennessee	160
2002	Georgia	95
2003	Tennessee	82
2004	Arkansas	111
2005	Tennessee	112
2006	Ole Miss	95
2007	Auburn	105
2008	Florida	109
2009	LSU	114
2010	Kentucky	119
2011	Arkansas	122
2012	Auburn	113
2013	Vanderbilt	139
2014	Vanderbilt	120
2015	LSU	130
2016	Tennessee	95
	LSU	95
2017	Florida	83
2018	Vanderbilt	101
2019	Tennessee	108
2020	Texas A&M	35
2021	Vanderbilt	92
2022	Vanderbilt	98

Hits

1980	Florida	600
1981	Florida	643

1982	Florida	632
1983	Alabama	662
1984	Mississippi State	611
1985	Mississippi State	628
1986	LSU	696
1987	Georgia	698
1988	Mississippi State	717
1989	Mississippi State	778
1990	LSU	807
1991	Florida	712
1992	South Carolina	700
1993	LSU	737
1994	Auburn	744
1995	Tennessee	753
1996	Florida	771
1997	Alabama	860
1998	Auburn	789
1999	Alabama	827
2000	LSU	864
2001	LSU	754
2002	South Carolina	868
2003	LSU	777
2004	LSU	791
2005	Tennessee	788
2006	Georgia	786
2007	Vanderbilt	782
2008	Georgia	787
2009	LSU	783
2010	Auburn	816
2011	Florida	755
2012	Kentucky	641
2013	LSU	722
2014	Ole Miss	720
2015	LSU	762
2016	Texas A&M	712
2017	Kentucky	706
2018	Arkansas	695
2019	Vanderbilt	770
2020	Auburn	210
2021	Tennessee	657
2022	Tennessee	704

Runs Scored

1980	Florida	463
1981	Mississippi State	515
1982	Florida	437
1983	Mississippi State	515
1984	Mississippi State	505
1985	Mississippi State	504
1986	LSU	542
1987	LSU	509
1988	Mississippi State	537
1989	Mississippi State	618
1990	LSU	587
1991	LSU	547
1992	South Carolina	531
1993	LSU	603
1994	Tennessee	532
1995	Tennessee	533
1996	LSU	648
1997	Alabama	679
1998	Florida	618
1999	Alabama	617
2000	LSU	652
2001	LSU	574
2002	Florida	633
2003	LSU	524
2004	LSU	515
2005	Tennessee	532
2006	Kentucky	500
2007	South Carolina	520
2008	LSU	538
2009	LSU	575

2010	Auburn	584
2011	Vanderbilt	459
2012	LSU	397
2013	Vanderbilt	459
2014	Kentucky	472
2015	Florida	489
2016	Texas A&M	471
2017	Kentucky	484
2018	Arkansas	482
2019	Vanderbilt	578
2020	Tennessee	180
2021	Arkansas	483
2022	Tennessee	613

Earned Run Average

1980	Mississippi State	3.33
1981	Mississippi State	4.21
1982	Ole Miss	3.84
1983	Florida	2.85
1984	Florida	3.55
1985	Mississippi State	3.34
1986	Tennessee	4.22
1987	LSU	3.07
1988	Auburn	3.13
1989	LSU	3.50
1990	Alabama	3.59
1991	Florida	3.30
1992	Mississippi State	3.22
1993	South Carolina	3.49
1994	Tennessee	2.98
1995	Ole Miss	3.36
1996	LSU	3.38
1997	Auburn	4.31
1998	LSU	4.38
1999	Mississippi State	4.08
2000	South Carolina	3.51
2001	South Carolina	3.44
2002	LSU	3.43
2003	Ole Miss	3.45
2004	Vanderbilt	3.34
2005	Vanderbilt	3.38
2006	Alabama	3.53
2007	Vanderbilt	3.55
2008	Kentucky	3.71
2009	LSU	4.01
2010	South Carolina	3.45
2011	Vanderbilt	2.44
2012	Mississippi State	2.58
2013	Arkansas	1.89
2014	South Carolina	2.43
2015	Vanderbilt	2.84
2016	Florida	2.91
2017	Florida	3.45
2018	Texas A&M	3.38
2019	Texas A&M	3.21
2020	Vanderbilt	1.84
2021	Vanderbilt	3.46
2022	Tennessee	2.51

Strikeouts

1980	Vanderbilt	262
1981	Alabama	387
1982	Florida	293
1983	Alabama	372
1984	Florida	456
1985	LSU	442
1986	Alabama	437
1987	LSU	552
1988	LSU	519
1989	LSU	621
1990	LSU	555
1991	LSU	626

YEAR-BY-YEAR TEAM LEADERS

1992	South Carolina	.549
1993	Auburn	.558
1994	Florida	.552
1995	Tennessee	.545
1996	LSU	.633
1997	LSU	.681
1998	LSU	.646
1999	Alabama	.594
2000	LSU	.574
2001	South Carolina	.545
2002	South Carolina	.587
2003	LSU	.515
2004	South Carolina	.660
2005	Alabama	.569
2006	Vanderbilt	.574
2007	Vanderbilt	.632
2008	Ole Miss	.624
2009	LSU	.679
2010	South Carolina	.625
2011	Vanderbilt	.567
2012	LSU	.572
2013	Mississippi State	.588
2014	Vanderbilt	.636
2015	Vanderbilt	.703
2016	Florida	.671
2017	Florida	.649
2018	Ole Miss	.621
2019	Vanderbilt	.765
2020	Vanderbilt	.218
2021	Mississippi State	.817
2022	Tennessee	.695

Fielding Percentage

1980	Kentucky	.965
1981	Florida	.965
1982	Ole Miss	.957
1983	Alabama	.960
1984	Tennessee	.961
1985	Vanderbilt	.960
1986	Florida	.960
1987	Mississippi State	.966
1988	Florida	.968
1989	Georgia	.968
1990	Georgia	.968
1991	Tennessee	.964
	Ole Miss	.964
1992	Arkansas	.971
1993	Tennessee	.975
1994	Tennessee	.977
1995	LSU	.970
1996	Alabama	.971
1997	Florida	.968
1998	South Carolina	.969
1999	Mississippi State	.974
2000	Tennessee	.967
2001	Vanderbilt	.970
	South Carolina	.970
2002	South Carolina	.975
2003	Mississippi State	.974
2004	Vanderbilt	.978
2005	Ole Miss	.974
2006	South Carolina	.978
2007	Ole Miss	.976
2008	South Carolina	.977
2009	LSU	.974
	South Carolina	.974
2010	Florida	.978
2011	Georgia	.974
2012	LSU	.980
2013	LSU	.980
2014	Mississippi State	.981
2015	Florida	.984

2016	Florida	.982
2017	Florida	.981
2018	Vanderbilt	.981
2019	Vanderbilt	.980
	Georgia	.980
2020	Alabama	.985
2021	Arkansas	.980
2022	Mississippi State	.983

Slugging Percentage

1981	Florida	.499
1982	Auburn	.495
1983	Alabama	.521
1984	Alabama	.497
1985	Vanderbilt	.560
1986	Alabama	.514
1987	Georgia	.542
1988	Mississippi State	.502
1989	Mississippi State	.508
1990	LSU	.486
1991	Kentucky	.501
1992	South Carolina	.512
1993	LSU	.511
1994	Kentucky	.548
1995	LSU	.491
1996	LSU	.558
1997	Alabama	.622
1998	Florida	.592
1999	Alabama	.569
2000	LSU	.542
2001	LSU	.508
2002	Florida	.565
2003	Florida	.512
2004	LSU	.506
2005	Tennessee	.498
2006	Kentucky	.523
2007	South Carolina	.508
2008	Kentucky	.515
2009	Alabama	.566
2010	Auburn	.591
2011	Florida	.460
2012	Florida	.449
2013	Vanderbilt	.439
2014	Kentucky	.446
2015	Texas A&M	.456
2016	Texas A&M	.467
2017	Kentucky	.489
2018	Kentucky	.491
2019	Vanderbilt	.514
2020	Tennessee	.556
2021	Auburn	.487
2022	Tennessee	.604





NCAA STATISTICAL CHAMPIONS

Individual

Batting Average

Year	Player, Team	Avg.
1962	Ronnie Braddock, Georgia	.489
2012	Raph Rhymes, LSU	.431

Hits

Year	Player, Team	No.
2001	Chris Burke, Tennessee*	118
2004	Warner Jones, Vanderbilt	111
2013	Adam Frazier, Mississippi State	107
2019	Jake Mangum, Miss. State	108

Runs

Year	Player, Team	No.
2001	Chris Burke, Tennessee	105
2017	Kramer Robertson, LSU	85
2019	Austin Martin, Vanderbilt	87

Runs Per Game

Year	Player, Team	Avg.
1983	Bret Elbin, Alabama	1.63
2001	Chris Burke, Tennessee	1.57
2017	Kramer Robertson, LSU	1.09

Doubles Per Game

Year	Player, Team	Avg.
1991	Doug Radziewicz, Georgia (Also led nation in doubles with 31)	0.54
2017	Brent Rooker, Mississippi State	0.45

Triples Per Game

Year	Player, Team	Avg.
1963	Carroll Minnick, Georgia	0.28
1965	Frank Fryer, Auburn	0.26

Triples

Year	Player, Team	No.
1979	Mike Kelly, Miss. State	12*

Home Runs Per Game

Year	Player, Team	Avg.
1969	Phil Garner, Tennessee	0.36
1973	Bobby Tucker, Tennessee	0.37

Home Runs

Year	Player, Team	No.
1981	Bruce Castoria, Miss. State	29*
1996	Eddy Furniss, LSU	26*
2005	Matt LaPorta, Florida	26
2008	Gordon Beckham, Georgia	28*
	Matt Clark, LSU	28*
2014	A.J. Reed, Kentucky	23
2015	Andrew Benintendi, Arkansas	20
2019	JJ Bleday, Vanderbilt	27
2021	Wes Clarke, South Carolina	23*

Slugging Percentage

Year	Player, Team	Avg.
2017	Brent Rooker, Mississippi State	.810

Runs Batted In

Year	Player, Team	No.
1993	Todd Walker, LSU	102
1996	Eddy Furniss, LSU	103

Total Bases

Year	Player, Team	TB
1993	Todd Walker, LSU	214
2010	Hunter Morris, Auburn	202
2017	Brent Rooker, Mississippi State	201
2019	JJ Bleday, Vanderbilt	192

Stolen Bases

Year	Player, Team	SB
1997	Clay Greene, Tennessee	54
2021	Enrique Bradfield Jr., Vanderbilt	47

Strikeouts

Year	Player, Team	No.
2017	Alex Faedo, Florida	157
2019	Ethan Small, Mississippi State	176
2021	Kumar Rocker, Vanderbilt/Jack Leiter, Vanderbilt	179

Bases On Balls

Year	Player, Team	No.
1987	Andy Galy, LSU	77*
1998	Brad Wilkerson, Florida	85
2002	Jeremy Brown, Alabama	69

Bases On Balls Per Game

Year	Player, Team	Avg.
1998	Brad Wilkerson, Florida (Also led nation in bases on balls with 85)	1.33
2002	Jeremy Brown, Alabama (Also led nation with 69)	1.05
2022	Sonny DiChiara, Auburn	1.11

Toughest To Strike Out

Year	Player, Team	AB/SO	Avg.
1981	Larry Simcox, Ole Miss	174/1	174.0#

Lowest Earned Run Average

Year	Player, Team	ERA
1981	Jeff Keener, Kentucky	0.51
1988	Bobby Reed, Miss. State	1.09
2021	Kevin Kopps, Arkansas	0.90

Strikeout Ratio

Year	Player, Team	IP/SO	Avg.
1977	Bob Sprowl, Alabama	92.0/118	11.5
1981	Alan Dunn, Alabama	44.1/62	12.6
1994	John Powell, Auburn	89.1/130	13.1
	(Also led nation in strikeouts with 130)		
2008	Scott Bittle, Ole Miss	70.2/130	16.5
2012	Aaron Nola, LSU		12.57

Victories

Year	Player, Team	W-L
1994	R.A. Dickey, Tennessee	15-2
1997	Tim Hudson, Auburn	15-2*
2000	Kip Bouknight, S. Carolina	17-1
2005	Luke Hochevar, Tennessee	15-3
2011	Michael Roth, S. Carolina	14-3
2015	Carson Fulmer, Vanderbilt	14-2
2019	Drake Fellows, Vanderbilt	13-1*
2021	Kumar Rocker, Vanderbilt	14

Saves

Year	Player, Team	SV
1983	Troy Brauchle, Alabama	12
1991	Ben Short, Alabama	14*
1991	Rick Greene, LSU	14*

2001	Lee Gronkiewicz, S. Carolina	19
2002	Blake Taylor, S. Carolina	16
2003	Steven Register, Auburn	16
2004	Chad Blackwell, S. Carolina	20
2008	Joshua Fields, Georgia	18
2011	Matt Price, S. Carolina	20
2017	Michael Byre, Florida	19

Team

Batting Average

Year	Team	Avg.
1971	Auburn	.330

Hits

Year	Team	No.
1990	LSU	807
1997	Alabama	860
2011	Florida	755
2015	LSU	762
2019	Vanderbilt	770

Runs

Year	Team	No.
1993	LSU	603
1997	Alabama	679

Home Runs Per Game

Year	Team	Avg.
1972	Kentucky	1.15
1994	Kentucky	1.93
	(Also led nation in home runs with 110)	
1997	LSU	2.69#
	(Also led nation in home runs with 188)	
1998	LSU	2.34
	(Also led nation in home runs with 157)	
2010	Auburn	2.05
	(Also led nation in home runs with 131)	

Home Runs

Year	Team	No.
1994	Kentucky	110
1996	LSU	131
1997	LSU	188#
1998	LSU	157
2010	Auburn	131
2012	Florida	75
2019	Vanderbilt	100
2021	Arkansas	109

Doubles

Year	Team	No.
2000	LSU	194
2019	Mississippi State	166

Slugging Percentage

Year	Team Pct.	Avg.
1997	Alabama	.622
2010	Auburn	.591

Total Bases

Year	Team	TB
1997	Alabama	1,571

Stolen Bases

Year	Team	SB
1991	Tennessee	174

NCAA STATISTICAL CHAMPIONS

Strikeouts

Year	Team	No.
2017	Florida	649

Fielding Percentage

Year	Team	Pct.
1993	Tennessee	.975
1994	Tennessee	.977
1999	Mississippi State	.974
2002	South Carolina	.976
2015	Florida	.984

Double Plays Per Game

Year	Team	Avg.
1975	Kentucky	1.37
1994	Tennessee	1.41

(Also led nation in double plays with 93)

Double Plays

Year	Team	Avg.
1990	Georgia	85
1994	Tennessee	93
2012	Mississippi State	71

Attendance

Average Attendance

Year	Team	Avg.
1985	Miss. State	3,894
1987	Miss. State	3,536
1988	Miss. State	3,634
1989	Miss. State	4,476
1990	Miss. State	6,430
1996	LSU	5,816
1997	LSU	6,322
1998	LSU	6,646
1999	LSU	7,155
2000	LSU	7,356
2001	LSU	7,476
2002	LSU	7,532
2003	LSU	7,449
2004	LSU	7,802
2005	LSU	7,508
2006	LSU	7,320
2007	Arkansas	8,089
2008	LSU	7,590
2009	LSU	9,611
2010	LSU	10,673
2011	LSU	10,534
2012	LSU	10,736
2013	LSU	11,006#
2014	LSU	10,880
2015	LSU	10,799
2016	LSU	10,580
2017	LSU	10,725
2018	LSU	10,786
2019	LSU	10,634
2021	Ole Miss	7,596
2022	Arkansas	10,376

Total Attendance

Year	Team	Total
1990	Miss. State	199,330
1996	LSU	226,805
1997	LSU	252,864
1998	LSU	232,597
1999	LSU	271,888
2000	LSU	286,874
2001	LSU	276,622
2002	LSU	271,159

2003	LSU	245,813
2004	LSU	265,255
2005	LSU	270,300
2006	LSU	263,534
2007	LSU	256,537
2008	LSU	311,187
2009	LSU	394,068
2010	LSU	394,900
2011	LSU	400,295
2012	LSU	472,931
2013	LSU	473,298#
2014	LSU	424,321
2015	LSU	421,171
2016	LSU	433,783
2017	LSU	418,291
2018	LSU	399,085
2019	LSU	425,377
2021	Ole Miss	303,859
2022	Arkansas	363,153

* - Tied for position
- NCAA Record





SEC TOURNAMENT HISTORY

Champions

Year	Team	Site
1977	Ole Miss	Oxford, Miss.
1978	Auburn	Gainesville, Fla.
1979	Mississippi State	Starkville, Miss.
1980	Vanderbilt	Gainesville, Fla.
1981	Florida	Starkville, Miss.
1982	Florida	Gainesville, Fla.
1983	Alabama	Starkville, Miss.
1984	Florida	Gainesville, Fla.
1985	Mississippi State	Baton Rouge, La.
1986	LSU	Baton Rouge, La.
1987	Mississippi State	Athens, Ga.
1988	Florida	Starkville, Miss.
1989	Auburn	Gainesville, Fla.
1990*	LSU/Mississippi State	Hoover, Ala.
1991	Florida	Baton Rouge, La.
1992	LSU	New Orleans, La.
1993	Eastern - Tennessee	Columbia, S.C.
	Western - LSU	Baton Rouge, La.
1994	Eastern - Tennessee	Lexington, Ky.
	Western - LSU	Oxford, Miss.
1995	Eastern - Tennessee	Knoxville, Tenn.
	Western - Alabama	Starkville, Miss.
1996	Alabama	Hoover, Ala.
1997	Alabama	Columbus, Ga.
1998	Auburn	Hoover, Ala.
1999	Alabama	Hoover, Ala.
2000	LSU	Hoover, Ala.
2001	Mississippi State	Hoover, Ala.
2002	Alabama	Hoover, Ala.
2003	Alabama	Hoover, Ala.
2004	South Carolina	Hoover, Ala.
2005	Mississippi State	Hoover, Ala.
2006	Ole Miss	Hoover, Ala.
2007	Vanderbilt	Hoover, Ala.
2008	LSU	Hoover, Ala.
2009	LSU	Hoover, Ala.
2010	LSU	Hoover, Ala.
2011	Florida	Hoover, Ala.
2012	Mississippi State	Hoover, Ala.
2013	LSU	Hoover, Ala.
2014	LSU	Hoover, Ala.
2015	Florida	Hoover, Ala.
2016	Texas A&M	Hoover, Ala.
2017	LSU	Hoover, Ala.
2018	Ole Miss	Hoover, Ala.
2019	Vanderbilt	Hoover, Ala.
2020	No tournament due to COVID-19 pandemic	
2021	Arkansas	Hoover, Ala.
2022	Tennessee	Hoover, Ala.

*LSU and Mississippi State were declared tournament co-champions when lightning and rain ended play in Game 11 with LSU leading 6-0 in the bottom of the fourth inning.

Most Valuable Player

Year	Player	Pos.	Team
1979	Mike Kelley	OF	Mississippi State
1980	Dave Nenad	DH	Vanderbilt
1981	Jeff Keener	P	Kentucky
1982	Rich Bombard	P	Florida
1983	David Magadan	1B	Alabama
1984	Alan Cockrell	OF	Tennessee
1985	Gene Morgan	P	Mississippi State
1986	Jeff Yurtin	3B	LSU
1987	Dan Paradoa	OF	Mississippi State
1988	Brian Reimsnyder	OF	Florida
1989	Roger Miller	C	Georgia
1990	Jon Harden	P	Mississippi State
1991	Herbert Perry	DH	Florida
	Brian Purvis	OF	Florida
1992	Andy Sheets	SS	LSU
1993	Eastern - Todd Helton	1B	Tennessee
	Western - Harry Berrios	OF	LSU
1994	Eastern - Todd Helton	1B	Tennessee
	Steve Soper	2B	Tennessee
	Western - Russ Johnson	SS	LSU
1995	Eastern - Todd Helton	1B	Tennessee

1996	Joe Caruso	2B	Alabama
1997	David Tidwell	OF	Alabama
1998	Rodney Nye	1B	Arkansas
1999	G.W. Keller	OF	Alabama
2000	Wally Pontiff	IF	LSU
2001	Chris Young	P	Mississippi State
2002	Brent Boyd	1B	Alabama
2003	Beau Hearod	OF	Alabama
2004	Steven Tolleson	OF	South Carolina
	Kevin Melillo	INF	Spath Carolina
2005	Jeff Butts	OF	Mississippi State
2006	Mark Wright	OF	Ole Miss
2007	Pedro Alvarez	3B	Vanderbilt
2008	Blake Dean	DH	LSU
2009	Mikie Mahtook	OF	LSU
2010	Austin Nola	SS	LSU
2011	Daniel Pigott	OF	Florida
2012	Adam Frazier	SS	Mississippi State
2013	Chris Cotton	P	LSU
2014	Tyler Moore	1B	LSU
2015	J.J. Schwarz	C/DH	Florida
2016	Nick Banks	OF	Texas A&M
2017	Chad Spanberger	1B	Arkansas
2018	Nick Fortes	C	Ole Miss
2019	JJ Bleday	OF	Vanderbilt
2021	Jalen Battles	SS	Arkansas
2022	Drew Gilbert	OF	Tennessee

All-Time Standings

Team	App.	W-L	Pct.	Tourney Titles
LSU	36	89-47	.654	12
Texas A&M	8	14-10	.583	1
Vanderbilt	26	53-41	.564	3
Miss. State	35	66-57	.537	7
Alabama	30	52-48	.520	7
Florida	41	75-68	.524	4
Tennessee	18	32-27	.542	4
Ole Miss	26	44-44	.500	6
Arkansas	26	38-44	.463	1
Auburn	29	35-52	.402	3
Georgia	27	31-49	.388	0
Kentucky	23	25-39	.391	0
South Carolina	29	29-51	.363	1
Missouri	6	2-8	.200	0

Largest Tournament Average Attendance

Year	Site	Total	Games	Average
1. 2010	Hoover, Ala.	126,071	13	9,698
2. 2019	Hoover, Ala.	162,699	17	9,571
3. 2003	Hoover, Ala.	122,393	13	9,415
4. 2014	Hoover, Ala.	120,386	17	7,082
5. 2008	Hoover, Ala.	124,139	14	8,867
6. 2016	Hoover, Ala.	150,064	17	8,801
7. 2005	Hoover, Ala.	119,580	14	8,541
8. 2018	Hoover, Ala.	144,086	17	8,476
9. 2002	Hoover, Ala.	124,440	15	8,296
10. 2022	Hoover, Ala.	139,630	17	8,214

Largest Tournament Single Game/Session Attendance

Attendance	Date	Game(s)
1. 16,165	May 23, 1999	Alabama 9, Arkansas 3
2. 14,427	May 23, 2003	AU 7, AU 5 / LSU 7, MSU 2
3. 14,390	May 13, 1998	Auburn 11, Alabama 8
4. 14,294	May 24, 2019	OM 3, AR 2 / LSU 12, MSU 2
5. 14,126	May 27, 2018	Ole Miss 9, LSU 1
6. 13,902	May 22, 2019	VU 11, AU 1 / MSU 6, LSU 5
7. 13,821	May 28, 2016	TAMU 12, UM 8 / UF 1, LSU 0
8. 13,448	May 25, 2016	MSU 4, UA 1 / LSU 5, UF 3
9. *13,367	May 26, 2002	Alabama 6, South Carolina 2
10. 13,327	May 30, 2010	LSU 4, Alabama 3
11. 13,270	May 24, 2022	Tennessee 8, Florida 5
12. *13,128	May 28, 2017	LSU 4, Arkansas 2
13. 12,838	May 24, 2006	LSU 4, UA 3 / UM 9, AR 4
14. 12,872	May 25, 2019	OM 5, UGA 3 / VU 13, LSU 4
15. 12,673	May 24, 2003	UA 13, AU 3 / LSU 17, MS 5

SEC ALL-TOURNAMENT TEAMS

1978

1B Dom Fucci, Auburn
 2B J.B. Brown, Auburn
 SS Bubba Kizer, Georgia
 3B John McDonald, Miss. State
 C Russ Aldrich, Miss. State
 OF Del Bender, Miss. State
 OF Jim Watkins, Florida
 OF Bubba Chrismer, Georgia
 P Jack Lazorko, Miss. State
 P Perry Cliburn, Miss. State
 DH Bo Fucci, Auburn

1979

1B Tim Weisheim, Miss. State
 2B Chuck Long, Florida
 SS Larry Hall, Florida
 3B Bobby Mariano, LSU
 C John McDonald, Miss. State
 OF Mike Kelley, Miss. State
 OF Bob Kocol, Miss. State
 OF Jim Watkins, Florida
 UT Steve Bollman, LSU
 P Kerry Kellogg, Florida
 P Ken Kurtz, Miss. State
 DH Tony Stevens, Florida

Most Valuable Player

Mike Kelley, Miss. State

1980

1B Mike Pike, Vanderbilt
 2B Charles DeFrance, Vanderbilt
 SS Larry Simcox, Ole Miss
 3B Bill Hench, Vanderbilt
 C Scott Madison, Vanderbilt
 OF Johnny Tutt, Auburn
 OF Jerry Williams, Vanderbilt
 OF Pat Pomeranz, Ole Miss
 OF Darrell Wilkes, Auburn
 UT John Metasavage, Auburn
 P Jeff Calhoun, Ole Miss
 P Dan Jahnke, Vanderbilt
 DH Dave Nenad, Vanderbilt

Most Valuable Player

Dave Nenad, Vanderbilt

1981

1B Dave Falcone, Florida
 2B Danny Potosky, Kentucky
 SS Steve Lombardozi, Florida
 3B Lou Sottile, Miss. State
 C Greg Ryle, Kentucky
 OF Mark Gillaspie, Miss. State
 OF Glenn Carpenter, Florida
 OF Mike Botkin, Kentucky
 UT Mike Henley, Florida
 UT Dave Klipstein, Miss. State
 P Jeff Keener, Kentucky
 P Don Mundie, Miss. State
 P Randy O'Neil, Florida

Most Valuable Player

Jeff Keener, Kentucky

1982

1B Javier Ortiz, Florida
 2B Kirk Hanson, Ole Miss
 SS David Clements, Ole Miss
 3B David Magadan, Alabama
 C Mike Stanley, Florida
 OF Guy Summerlin, Ole Miss
 OF Greg Geren, Tennessee
 OF Curt Cornwell, Tennessee
 OF Steve Ford, Florida
 UT Dean Eichelberger, Tennessee
 P Bryan Farmer, Ole Miss
 P Teddy Carson, Tennessee
 P Rich Bombard, Florida
 DH Rusty Ensor, Tennessee

Most Valuable Player

Rich Bombard, Florida

1983

1B David Magadan, Alabama
 2B Pete White, Miss. State
 SS Bob Parker, Miss. State
 3B Brett Elbin, Alabama
 C Frank Vellaggia, Alabama
 OF Rafael Palmeiro, Miss. State
 OF Alan Cockrell, Tennessee
 OF Curt Cornwell, Tennessee
 P Tim Meacham, Alabama
 P Jeff Brantley, Miss. State
 DH Dean Eichelberger, Tennessee

Most Valuable Player

David Magadan, Alabama

1984

1B Mike Pitisci, Alabama
 2B Bruce Crabbe, Florida
 SS Bob Parker, Miss. State
 3B Mike Stanley, Florida
 C Frank Vellaggia, Alabama
 OF Scott Ruskin, Florida
 OF Tom Stamps, Tennessee
 OF Dee Smithey, Alabama
 UT Ted McClendon, Alabama
 P Clay Daniel, Florida
 P Jeff Fischer, Florida
 DH Bobby Thigpen, Miss. State

Most Valuable Player

Alan Cockrell, Tennessee

1985

1B Mike Stanley, Florida
 2B Gator Thiesen, Miss. State
 SS Jeff Reboulet, LSU
 3B John Scott, Miss. State
 C Roark McDonald, Miss. State
 OF Bobby Thigpen, Miss. State
 OF Dan Van Cleve, Miss. State
 OF Ron Wenrich, Georgia
 P Jeff Brantley, Miss. State
 P Gene Morgan, Miss. State
 UT Tim Touma, Florida

Most Valuable Player

Gene Morgan, Miss. State

1986

1B Pete Freeman, Georgia
 2B Mike Qualls, Alabama
 SS Jimmy Harrell, Georgia
 3B Jeff Yurtin, LSU
 C Doug Duke, Alabama
 OF Joey Belle, LSU
 OF Mike Papajohn, LSU
 OF Trey Gainous, Auburn
 UT Pat Bailey, Auburn
 P Cris Carpenter, Georgia
 P Barry Manuel, LSU

Most Valuable Player

Jeff Yurtin, LSU

1987

1B John Mitchell, Miss. State
 2B Terry Shumpert, Kentucky
 SS Dave Cunningham, LSU
 3B Kevin Henry, Auburn
 C Craig Faulkner, LSU
 OF Trey Gainous, Auburn
 OF Jody Hurst, Miss. State
 OF Dan Paradoa, Miss. State
 DH Richie Grayum, Miss. State
 P Derek Lilliquist, Georgia
 P Terry Ellis, Miss. State

Most Valuable Player

Dan Paradoa, Miss. State

1988

1B Tommy Raffo, Miss. State
 2B Vince Castaldo, Kentucky
 SS Brad Hildreth, Miss. State
 3B Darin Rieman, Kentucky
 C Barry Winford, Miss. State
 OF Brian Reimsnyder, Florida
 OF Rich Vasquez, LSU
 OF Bruce Chick, Georgia
 DH Mario Linares, Florida
 P Jeff Gidcumb, Florida
 P Mark Lipson, Georgia

Most Valuable Player

Brian Reimsnyder, Florida

1989

1B Frank Thomas, Auburn
 2B Jeff Leatherman, Auburn
 SS J.R. Showalter, Georgia
 3B Jeff Cooper, Georgia
 C Roger Miller, Georgia
 OF Clark Preble, Auburn
 OF Chris Hart, Auburn
 OF Bruce Chick, Georgia
 DH Brian Jester, Georgia
 P Dave Fleming, Georgia
 P Tommy Youngblood, Auburn

Most Valuable Player

Roger Miller, Georgia

1990

1B Tommy Raffo, Miss. State
 2B Scott Mitchell, Miss. State
 SS Scott Bethea, LSU
 3B Burke Masters, Miss. State
 C Jeff Martin, Vanderbilt
 OF Ron Lim, LSU
 OF David Mitchell, Miss. State
 OF Wes Grisham, LSU
 DH Todd Muckerheide, Vanderbilt
 P Jon Harden, Miss. State
 P Chad Ogea, LSU
 P Bobby Reed, Miss. State

Most Valuable Player

Jon Harden, Miss. State

1991

1B Brent Killen, Florida
 2B Paul Petrusis, Miss. State
 SS Kevin Polcovich, Florida
 3B Chuck Daniel, Miss. State
 C Mario Linares, Florida
 OF Brian Duva, Florida
 OF Brian Purvis, Florida
 OF Chris Moock, LSU
 DH Herbert Perry, Florida
 P B.J. Wallace, Miss. State
 P John Pricher, Florida

Most Valuable Players

Herbert Perry, Florida
 Brian Purvis, Florida

1992

1B Brent Killen, Florida
 2B Todd Walker, LSU
 SS Andy Sheets, LSU
 3B Burke Cromer, S. Carolina
 C Scott Epps, Arkansas
 OF David Majeski, Florida
 OF Chris Moock, LSU
 OF Jerry Shepherd, S. Carolina
 DH Mike Neal, LSU
 P Lloyd Peever, LSU
 P Ronnie Rantz, LSU

Most Valuable Player

Andy Sheets, LSU

1993

Eastern Division

1B Todd Helton, Tennessee
 2B Nick Morrow, Vanderbilt
 SS Jeff Michael, Kentucky
 3B Terry Weaver, Georgia
 C James Northeimer, Tennessee
 OF Matt Bragga, Kentucky
 OF Rodney Close, Georgia
 OF Tom Thaemert, Kentucky
 DH Bard Hindersman, Kentucky
 P Alex Barylak, Georgia
 P Jason Carruth, Tennessee

Most Valuable Player

Todd Helton, Tennessee



SEC ALL-TOURNAMENT TEAMS

Western Division

- 1B Brian Aleya, Auburn
- 2B John Futrell, Ole Miss
- SS Russ Johnson, LSU
- 3B Jason Williams, LSU
- C Mitch Duke, Auburn
- OF Harry Berrios, LSU
- OF Mike Neal, LSU
- OF Ricky Joe Redd, Miss. State
- DH Steve Hegan, Miss. State
- P Gary Rath, Miss. State
- P Will Hunt, LSU

Most Valuable Player

Harry Berrios, LSU

1994

Eastern Division

- 1B Todd Helton, Tennessee
- 2B Steve Soper, Tennessee
- 3B Boomer Whipple, Vanderbilt
- SS Allan Parker, Tennessee
- C James Northeimer, Tennessee
- C Stephen Wix, Vanderbilt
- OF Jeff Abbott, Kentucky
- OF Nick Morrow, Vanderbilt
- OF Craig Sands, Vanderbilt
- DH Travis Hawkins, Georgia
- P Chris Ciaccio, Georgia
- P R. A. Dickey, Tennessee

Most Valuable Players

Todd Helton, Tennessee
Steve Soper, Tennessee

Western Division

- 1B Kenderick Moore, Arkansas
- 2B Mark Bellhorn, Auburn
- 3B Shawn McNally, Auburn
- SS Russ Johnson, LSU
- C Jeff Robinson, Ole Miss
- OF Kevin Ainsworth, LSU
- OF Ricky Joe Redd, Miss. State
- OF Frank Sanders, Auburn
- DH Brad Wilson, LSU
- P John Powell, Auburn
- P Ryan Hala, Auburn

Most Valuable Player

Russ Johnson, LSU

1995

Eastern Division

- B Todd Helton, Tennessee
- 2B Ed Lewis, Tennessee
- 3B Scott Vieira, Tennessee
- SS Pete Arenas, Georgia
- C Todd Young, Kentucky
- OF Josh Paul, Vanderbilt
- OF Chad Green, Kentucky
- OF Scott Schroeffel, Tennessee
- DH Ryan Brown, Vanderbilt
- P Ryan Meyers, Tennessee
- P Scott Schroeffel, Tennessee

Co-Most Valuable Players

Todd Helton, Tennessee
Scott Vieira, Tennessee

Western Division

- 1B Chris Moller, Alabama
- 2B Warren Morris, LSU
- 3B Nathan Dunn, LSU
- SS Mark Bellhorn, Auburn
- C David Skeels, Arkansas
- OF Kendrick Moore, Arkansas
- OF Rusty Loflin, Alabama
- OF Chad Cooley, LSU
- DH Eddy Furniss, LSU
- P Neal Lamb, Alabama
- P Matt Carnes, Arkansas
- P Eric DuBose, Miss. State

Most Valuable Player

Rusty Loflin, Alabama

1996

- 1B Chuck Hazzard, Florida
- 2B Joe Caruso, Alabama
- 3B Travis Hayes, Kentucky
- SS Brad Freeman, Miss. State
- C Eric Castaldo, Florida
- OF Chad Green, Kentucky
- OF Doug Hall, Alabama
- OF Dustan Mohr, Alabama
- DH Chris Moller, Alabama
- P R.A. Dickey, Tennessee
- P Eddie Yarnall, LSU

Most Valuable Player

Joe Caruso, Alabama

1997

- 1B Robbie Tucker, Alabama
- 2B Blair Barbier, LSU
- 3B Andy Phillips, Alabama
- SS Brandon Larson, LSU
- C Matt Frick, Alabama
- OF David Tidwell, Alabama
- OF Dustan Mohr, Alabama
- OF Danny Higgins, LSU
- DH Brad Wilkerson, Florida
- P Jarrod Kingrey, Alabama
- P Kevin Knorst, Alabama

Most Valuable Player

David Tidwell, Alabama

1998

- 1B Rodney Nye, Arkansas
- 2B Heath Kelly, Auburn
- 3B Chad Wandall, Auburn
- SS Joe Jester, Arkansas
- C Brent Caldwell, Arkansas
- OF Jack Welsh, Arkansas
- OF Drew Bounds, Alabama
- OF Hayden Gliemmo, Auburn
- DH Jayson Cox, Alabama
- P Randy Keisler, LSU
- P Jarrod Kingrey, Alabama

Most Valuable Player

Rodney Nye, Arkansas

1999

- 1B Jeremy Brown, Alabama
- 2B Mark Burnett, Arkansas
- 3B Rodney Nye, Arkansas
- SS Joe Jester, Arkansas
- C Kelley Gullledge, Alabama
- OF Mailon Kent, Auburn
- OF G.W. Keller, Alabama

- OF Jamie Rock, Miss. State
- DH Travis Chapman, Miss. State
- P Dan McShea, Ole Miss
- P Tanner Brock, Miss. State

Most Valuable Player

G.W. Keller, Alabama

2000

- 1B Brad Hawpe, LSU
- 2B Sam Bozanich, Alabama
- 3B Blair Barbier, LSU
- SS Drew Meyer, South Carolina
- C Kelley Gullledge, Alabama
- OF Wally Pontiff, LSU
- OF Cedrick Harris, LSU
- OF Tim Olson, Florida
- DH Kurt Keene, Florida
- P Mike Smalley, Florida
- P Brian Tallet, LSU

Most Valuable Player

Wally Pontiff, LSU

2001

- C Matt Heath, LSU
- 1B Josh Christian, Ole Miss
- 2B Bryon Jeffcoat, South Carolina
- 3B Lance Jones, Ole Miss
- SS Chris Burke, Tennessee
- OF Michael Floyd, South Carolina
- OF Todd Linden, LSU
- OF Josh West, Mississippi State
- DH Jon Knott, Mississippi State
- P Chris Young, Mississippi State
- P Brandon Medders, Mississippi State

Most Valuable Player

Chris Young, Mississippi State

2002

- C Cody Clark, Arkansas
- 1B Brent Boyd, Alabama
- 2B Pete Stonard, Alabama
- 3B Pat Osborn, Florida
- SS Drew Meyer, South Carolina
- OF Ben Harrison, Florida
- OF Matt Heath, LSU
- OF Steve Thomas, South Carolina
- DH Ryan Shealy, Florida
- P Jeff Norris, Alabama
- P Gary Bell, South Carolina

Most Valuable Player

Brent Boyd, Alabama

2003

- C Bobby Huddleston, Auburn
- 1B Zac Welch, Alabama
- 2B Thomas Berkery, Mississippi State
- 3B Steve Gendron, Mississippi State
- SS Aaron Hill, LSU
- OF Beau Hearod, Alabama
- OF Javon Moran, Auburn
- OF Nick Pitts, Arkansas
- DH Adam Pavkovich, Alabama
- P Jaime Gan, Mississippi State
- P Arnold Hughey, Auburn

Most Valuable Player

Beau Hearod, Alabama

2004

- P Jeremy Sowers, Vanderbilt
- P Connor Falkenbach, Florida
- C Jonathan Douillard, Vanderbilt
- 1B C.J. Smith, Florida
- 2B Warner Jones, Vanderbilt
- 3B Jonathan Tucker, Florida
- SS Ryan Klosterman, Vanderbilt
- OF Jake Dugger, Arkansas
- OF Eli Iorg, Tennessee
- OF Brendan Winn, South Carolina
- DH Cesar Nicolas, Vanderbilt

Co-Most Valuable Players

Steven Tolleson/Kevin Melillo, South Carolina

2005

- P Mark Holliman, Ole Miss
- P Todd Doolittle, Mississippi State
- C J.P. Arencibia, Tennessee
- 1B Matt LaPorta, Florida
- 2B Jeffrey Rea, Mississippi State
- 3B Neil Giesler, South Carolina
- SS Zack Cozart, Ole Miss
- OF Brian Pettway, Ole Miss
- OF Jeff Butts, Mississippi State
- OF Jeff Corsaletti, Florida
- DH Justin Henry, Ole Miss

Most Valuable Player

Jeff Butts, Mississippi State

2006

- P Wade LeBlanc, Alabama
- P Mike Cisco, South Carolina
- C Jason Jacobs, Georgia
- 1B C.J. Ketchum, Ole Miss
- 2B Justin Henry, Ole Miss
- 3B Pedro Alvarez, Vanderbilt
- SS Ryan Flaherty, Vanderbilt
- OF Dominic de la Osa, Vanderbilt
- OF Mark Wright, Ole Miss
- OF Alex Presley, Ole Miss
- DH Shea Robin, Vanderbilt

Most Valuable Player

Mark Wright, Ole Miss

2007

- P Jess Todd, Arkansas
- P Nick Schmidt, Arkansas
- C Shea Robin, Vanderbilt
- 1B Danny Hamblin, Arkansas
- 2B Tony Delmonico, Tennessee
- 3B Pedro Alvarez, Vanderbilt
- SS Ryan Flaherty, Vanderbilt
- OF Dominic de la Osa, Vanderbilt
- OF Casey Coon, Arkansas
- OF Justin Henry, Ole Miss
- DH Jeff Lockwood, Tennessee

Most Valuable Player

Pedro Alvarez, Vanderbilt

SEC ALL-TOURNAMENT TEAMS

2008

P Lance Lynn, Ole Miss
 P Blake Martin, LSU; Austin Hyatt, Alabama
 C Alex Avila, Alabama
 1B Matt Clark, LSU; Andrew Giobbi, Vanderbilt
 2B Ryan Schimph, LSU
 3B Chris McClendon, Kentucky
 SS Ryan Flaherty, Vanderbilt
 OF Michael Guerrero, Ole Miss
 OF Jordan Henry, Ole Miss
 OF Kent Matthes, UA; Sawyer Carroll, UK
 DH Blake Dean, LSU

Most Valuable Player
 Blake Dean, LSU

2009

P Mike Minor, Vanderbilt
 P Daniel Bradshaw, LSU
 C Andrew Giobbi, Vanderbilt
 1B Preston Tucker, Florida
 2B Bo Bigham, Arkansas
 3B Zack Cox, Arkansas
 SS Austin Nola, LSU; Ben Tschepikow, Arkansas
 OF Mikie Mahtook, LSU
 OF Jonathan Pigott, Florida
 OF Steven Liddle, Vanderbilt
 DH Blake Dean, LSU

Most Valuable Player
 Mikie Mahtook, LSU

2010

P Ben Alsop, LSU
 P Jimmy Nelson, Alabama
 DH Aaron Westlake, Vanderbilt
 1B Blake Dean, LSU
 SS Austin Nola, LSU
 C Brock Bennett, Alabama
 2B Tyler Hanover, LSU
 3B Jake Smith, Alabama
 OF Matt den Dekker, Florida
 OF Mikie Mahtook, LSU
 OF Taylor Hashman, Ole Miss

Most Valuable Player
 Austin Nola, LSU

2011

P Hudson Randall, Florida
 P Sonny Gray, Vanderbilt
 P Michael Roth, S. Carolina
 P Michael Palazzone, Georgia
 DH Conrad Gregor, Vanderbilt
 1B Aaron Westlake, Vanderbilt
 SS Nolan Fontana, Florida
 C James McCann, Arkansas
 2B Riley Reynolds, Vanderbilt
 3B Jason Esposito, Vanderbilt
 OF Kyle Robinson, Arkansas
 OF Daniel Pigott, Florida

Most Valuable Player
 Daniel Pigott, Florida

2012

P Brian Johnson, Florida
 P Jonathan Holder, Mississippi State
 C Spencer Navin, Vanderbilt
 1B Matt Snyder, Ole Miss
 2B Casey Turgeon, Florida
 3B Thomas McCarthy, Kentucky
 SS Adam Frazier, Mississippi State
 OF Connor Harrell, Vanderbilt;
 Mike Yastrzemski, Vanderbilt
 OF Mason Katz, LSU;
 Justin Shafer, Florida
 OF Demarcus Henderson, Mississippi State
 DH Brian Johnson, Florida

Most Valuable Player
 Adam Frazier, Mississippi State

2013

P Tyler Beede, Vanderbilt;
 Daniel Mengden, Texas A&M
 P Ryne Stanek, Arkansas; Chris Cotton, LSU
 C Stuart Turner, Ole Miss
 1B Conrad Gregor, Vanderbilt
 2B Tony Kemp, Vanderbilt
 3B Christian Ibarra, LSU
 SS Adam Frazier, Mississippi State
 OF Connor Harrell, Vanderbilt;
 Hunter Renfroe, MSU
 OF Tyler Spoon, Arkansas; Jared Foster, LSU
 OF Matt Vinson, Arkansas
 DH Sean McMullen, LSU; Zander Wiel, Vanderbilt

Most Valuable Player
 Chris Cotton, LSU

2014

P Jared Poche, LSU
 P Karsten Whitson, Florida
 C Kade Scivicque, LSU;
 Gavin Collins, Mississippi State
 1B Tyler Moore, LSU
 2B Conner Hale, LSU
 3B Josh Tobias, Florida;
 Austin Anderson, Ole Miss
 SS Alex Bregman, LSU
 OF Harrison Bader, Florida
 OF Mark Laird, LSU
 OF C.T. Bradford, Mississippi State
 DH Sean McMullen, LSU

Most Valuable Player
 Tyler Moore, LSU

2015

SP A.J. Puk, Florida
 SP Matt Kent, Texas A&M
 RP Taylor Lewis, Florida
 C/DH J.J. Schwarz, Florida
 1B Zander Wiel, Vanderbilt/Peter Alonso, Florida
 2B Jared Foster, LSU
 3B Will Toffey, Vanderbilt
 SS Dansby Swanson, Vanderbilt
 OF Jeren Kendall, Vanderbilt
 OF Bryan Reynolds, Vanderbilt
 OF Trey Harris, Missouri
 OF Buddy Reed, Florida

Most Valuable Player
 J.J. Schwarz, Florida

2016

P Scott Moss, Florida
 P Brigham Hill, Texas A&M
 P Zac Houston, Mississippi State
 C Henri Lartigue, Ole Miss
 DH Jonathan Moroney, Texas A&M
 1B JJ Schwarz, Florida
 2B Ryne Birk, Texas A&M
 3B Colby Bortles, Ole Miss
 SS Austin Homan, Texas A&M
 OF Nick Banks, Texas A&M
 OF J.B. Woodman, Ole Miss
 OF Bryan Reynolds, Vanderbilt

Most Valuable Player
 Nick Banks, Texas A&M

2017

P Alex Lange, LSU
 P Kacey Murphy, Arkansas
 C Blake Logan, Auburn
 DH Luke Bonfield, Arkansas
 1B Chad Spanberger, Arkansas
 2B Cole Freeman, LSU
 3B Jonah Bride, South Carolina
 SS Kramer Robertson, LSU
 OF Greg Deichmann, LSU
 OF Antoine Duplantis, LSU
 OF Carlos Cortes, South Carolina

Most Valuable Player
 Chad Spanberger, Arkansas

2018

P John Doxakis, Texas A&M
 P Todd Peterson, LSU
 C Nick Fortes, Ole Miss
 DH Edouard Julien, Auburn
 1B Chris Andritsos, Texas A&M
 2B Michael Helman, Texas A&M
 3B Casey Martin, Arkansas
 SS LT Tolbert, South Carolina
 OF Antoine Duplantis, LSU
 OF Will Golsan, Ole Miss
 OF Thomas Dillard, Ole Miss*
 OF Jay Estes, Auburn*

Most Valuable Player
 Nick Fortes, Ole Miss

2019

P John Doxakis, Texas A&M
 P Parker Caracci, Ole Miss
 C Saul Garza, LSU
 DH Matt Goodheart, Arkansas
 1B Tanner Allen, Mississippi State
 2B Brandt Broussard, LSU
 3B Edouard Julien, Auburn
 SS Josh Smith, LSU
 OF JJ Bleday, Vanderbilt
 OF Thomas Dillard, Ole Miss
 OF Pat DeMarco, Vanderbilt

Most Valuable Player
 JJ Bleday, Vanderbilt

2021

P Kevin Kopps, Arkansas
 P Camden Sewell, Tennessee
 C Connor Pavolony, Tennessee
 DH Tim Elko, Ole Miss
 1B Luc Lipcius, Tennessee
 2B Max Ferguson, Tennessee
 3B Nathan Hickey, Florida
 SS Jalen Battles, Arkansas
 OF Jacob Young, Florida
 OF Sterling Thompson, Florida
 OF Isaiah Thomas, Vanderbilt

Most Valuable Player
 Jalen Battles, Arkansas

2022

P Chase Dollander, Tennessee
 P Sean Harney, Kentucky
 C Devin Burkes, Kentucky
 DH Jac Caglianone, Florida
 1B Jack Moss, Texas A&M
 2B Daniel Harris IV, Kentucky
 3B Trey Lipscomb, Tennessee
 SS Ryan Ritter, Kentucky
 OF Drew Gilbert, Tennessee
 OF Wyatt Langford, Florida
 OF Caden Rose, Alabama

Most Valuable Player
 Drew Gilbert, Tennessee

*Denotes tie



SEC TOURNAMENT RESULTS

1977

Oxford, Miss. • Swayze Field • May 13-16

May 13, 1977, Game 1, Florida 3, Miss. State 1

Mississippi State 010 000 000 - 1 4 2
Florida 000 003 00X - 3 7 2
WP-Ross Baumgarten (8-3) LP-Jack Lazorko T-2:12
A-1800

May 13, 1977, Game 2, Vanderbilt 9, Ole Miss 7

Ole Miss 000 000 000 - 7 12 1
Vanderbilt 000 000 00X - 9 12 2
WP-Rory Ferrell (5-2) LP-Scott Sanderson HR UM - Mike Templeton 2

May 14, 1977, Game 3, Miss. State 15, Vanderbilt 2

Vanderbilt 000 000 000 - 2 4 6
Mississippi State 000 000 00X - 15 17 4
WP-Gary Willoughby LP-Rickey Kittrell

May 14, 1977, Game 4, Florida 5, Ole Miss 4

Florida 001 010 002 - 5 11 2
Ole Miss 001 210 000 - 4 8 5
WP-John Stamper (5-3) LP-Rory Ferrell (5-3) T-2:30
A-2500 HR UM - Mike Templeton

May 15, 1977, Game 5, Ole Miss 11, Miss. State 3

Ole Miss 000 000 000 - 11 15 0
Mississippi State 000 000 000 - 3 8 0
WP-Rich Zibilich LP-Buddy Maher HR UM - Mike Templeton

May 15, 1977, Game 6, Ole Miss 7, Florida 6

Ole Miss 000 020 050 - 7 10 1
Florida 012 020 001 - 6 14 1
WP-Jay Purvis (5-1) LP-Billy Abell (6-2) T-2:53 A-2800

May 16, 1977, Game 7, Ole Miss 7, Florida 4

Ole Miss 300 100 021 - 7 10 1
Florida 200 002 000 - 4 6 0
WP-Jeff Calhoun LP-Ross Baumgarten (8-4) T-2:13
A-3000 HR UM - Mike Templeton 2, Mike Pomeranz HR UF - Adeimy

1978

Gainesville, Fla. • Perry Field • May 12-15

May 12, 1978, Game 1, Auburn 8, Georgia 7

Georgia 002 000 400 010 - 7 10 2
Auburn 001 000 005 011 - 8 8 3
WP-Phil Deriso (6-3) LP-Gene Richie (2-4) T-3:50 A-423
HR AU - Steve Montgomery

May 12, 1978, Game 2, Miss State 8, Florida 3

Mississippi State 040 020 002 - 8 11 0
Florida 300 000 000 - 3 7 4
WP-Jack Lazorko (8-1) LP-Pete Teixeira (8-4) T-2:40
A-2178

May 13, 1978, Game 3, Georgia 7, Florida 2

Georgia 100 002 040 - 7 11 1
Florida 000 000 200 - 2 6 0
WP-Peyton Mosher (3-2) Save-Ken Raburn LP-Ron Crum (8-1) T-2:55 A-936 HR UG - Don Clatterbuck, Bubba Chrimer

May 13, 1978, Game 4, Auburn 10, Miss. State 7

Auburn 400 420 000 - 10 14 2
Mississippi State 112 110 001 - 7 8 0
WP-Mark Shiflett (6-2) LP-Don Robinson (6-3) T-2:55
A-527 HR AU - Dom Fucci HR MSU - Del Bender 2

May 14, 1978, Game 5, Miss. State 9, Georgia 3

Georgia 200 100 000 - 3 7 1
Mississippi State 002 006 10X - 9 11 2
WP-Buddy Maher (7-4) LP-Chris DiLorenzo (4-5) T-2:35
A-312 HR UG - Bubba Chrimer

May 14, 1978, Game 6, Miss. State 3, Auburn 2

Mississippi State 000 002 010 - 3 7 2
Auburn 020 000 000 - 2 7 1
WP-Perry Cliburn (4-2) LP-Bill Latham (3-6) T-2:11
A-357 HR MSU - Del Bender

May 15, 1978, Game 7, Auburn 8, Miss. State 5

Mississippi State 003 101 000 - 5 9 3
Auburn 041 001 20X - 8 11 2
WP-Scott Roney (7-4) LP-Don Robinson (6-4) T-2:40
A-437 HR AU - Dan Weingarten, Dom Fucci

1979

Starkville, Miss. • Dudy Noble Field • May 11-13

May 11, 1979, Game 1, LSU 5, Florida 2

LSU 200 000 102 - 5 10 0
Florida 011 000 000 - 2 8 2
WP-Mike Alvarez (9-2) Save-Paul Gregory(5) LP-Chuck Dale (7-4) T-2:28 A-1314

May 11, 1979, Game 2, Miss. State 6, Kentucky 5

Kentucky 000 003 200 - 5 8 2
Mississippi State 010 020 30X - 6 10 1
WP-Ken Kurtz (10-1) LP-Joe Georger (12-2) T-2:31
A-4628

May 13, 1979, Game 3, Florida 7, Kentucky 1

Florida 400 200 100 - 7 8 1
Kentucky 000 100 000 - 1 6 1
WP-Pete Teixeira (8-4) LP-Kevin O'Connor (4-2) T-2:45
A-1544 HR UF - David Banes (2)

May 13, 1979, Game 4, Miss. State 12, LSU 5

Mississippi State 223 000 005 - 12 16 3
LSU 000 001 103 - 5 5 3
WP-Don Mundie (9-0) LP-Mike Lloyd (5-7) T-3:01
A-5112 HR LS - Bobby Mariano (5)

May 14, 1979, Game 5, Florida 5, LSU 1

LSU 100 000 000 - 1 3 0
Florida 101 100 20X - 5 11 2
WP-Kerry Kellogg (8-2) LP-Kevin Karcher (5-1) T-2:40
A-625

May 14, 1979, Game 6, Miss. State 12, Florida 11

Florida 002 000 450 - 11 11 4
Mississippi State 301 103 13X - 12 13 1
WP-Bryan Hardwick (3-3) LP-Mike Grant (6-4) T-3:18
A-4043 HR MS - Rick Dixon (7)

1980

Gainesville, Fla. • Perry Field • May 9-11

May 9, 1980, Game 1, Auburn 3, Vanderbilt 2

Vanderbilt 000 000 200 - 2 4 1
Auburn 002 000 001 - 3 9 1
WP-Mark Shiflett (9-5) LP-David Nenad (6-5) T-2:31
A-556

May 10, 1980, Game 2, Ole Miss 3, Florida 2

Ole Miss 100 001 100 - 3 8 0
Florida 010 000 100 - 2 6 1
WP-Jeff Calhoun (5-2) LP-Larry Mikesell (10-3) T-2:35
A-2915 HR UF - Dave Falcone (10)

May 11, 1980, Game 3, Vanderbilt 11, Florida 7

Florida 130 000 102 - 7 12 0
Vanderbilt 400 040 21X - 11 13 1
WP-Barry Ralston (6-2) Save-John Yanello(4) LP-Mike McClellan (5-1) T-3:22 A-1153

May 11, 1980, Game 4, Auburn 7, Ole Miss 4

Auburn 000 130 021 - 7 6 2
Ole Miss 010 100 002 - 4 7 2
WP-Phil Constan (5-0) LP-Johnny Adams (2-3) T-2:37
A-388

May 12, 1980, Game 5, Vanderbilt 21, Ole Miss 0

Vanderbilt 101 121 537 - 21 24 1
Ole Miss 000 000 000 - 0 5 2
WP-Don Jahnke (5-4) LP-Russ Davis (2-4) T-3:13 A-210

May 12, 1980, Game 6, Vanderbilt 16, Auburn 3

Auburn 000 300 000 - 3 4 6
Vanderbilt 004 007 23X - 16 15 3
WP-Gary Burns (6-3) LP-David Wyatt (1-2) T-2:53
A-326 HR VU - Jerry Williams (3)

May 13, 1980, Game 7, Vanderbilt 13, Auburn 0

Vanderbilt 001 210 081 - 13 15 0
Auburn 000 000 000 - 0 6 1
WP-David Nenad (7-5) LP-Phil Deriso (4-7) T-3:00
A-208

1981

Starkville, Miss. • Dudy Noble Field • May 15-17

May 15, 1981, Game 1, Florida 3, Alabama 2

Alabama 011 000 000 - 2 10 0
Florida 100 200 00X - 3 7 0
WP-Larry Mikesell (10-2) LP-Vince Barrentine (10-4)
T-2:17 A-938 HR UF - Jim Yonker (10)

May 15, 1981, Game 2, Miss. State 3, Kentucky 2

Kentucky 010 100 000 - 2 7 0
Mississippi State 100 100 10X - 3 6 0
WP-Don Mundie (12-4) LP-Scott Tockstein (3-2) T-2:38
A-6513 HR MS - Lou Sottile (3)

May 16, 1981, Game 3, Kentucky 3, Alabama 2

Alabama 010 100 000 - 2 6 1
Kentucky 011 001 00X - 3 8 4
WP-Mark Martin (5-4) Save-Jeff Keener(4) LP-Bryan Kelly (6-2) T-2:40 A-1442

May 16, 1981, Game 4, Florida 8, Miss. State 3

Mississippi State 001 101 000 - 3 8 1
Florida 025 000 01X - 8 13 2
WP-Randy O'Neal (7-3) LP-Steve Susce (10-4) T-2:25
A-5251 HR MS - Mark Gillaspie (18) HR UF - Craig McGraw (6)

May 17, 1981, Game 5, Kentucky 3, Miss. State 2

Mississippi State 000 000 020 - 2 4 1
Kentucky 000 000 012 - 3 8 2
WP-Jeff Keener (13-1) LP-Steve D'Ercole (7-2) T-2:56
A-5111 HR MS - Bruce Castoria (28) HR UK - Tim Luginbuhl (2)

May 18, 1981, Game 6, Florida 11, Kentucky 5

Florida 201 202 004 - 11 16 1
Kentucky 200 300 000 - 5 13 4
WP-Rich Bombard (8-2) LP-Bob Silvanik (1-1) T-2:54
A-461 HR UF - Dave Falcone (18), Steve Floyd (2) HR UK - Jeff Shartzter (15)

SEC TOURNAMENT RESULTS

1982

Gainesville, Fla. • Perry Field • May 14-16

May 14, 1982, Game 1, Ole Miss 10, Tennessee 4

Tennessee000 040 000 - 4 10 1
Ole Miss.....230 100 31X - 10 14 1
WP-Bryan Farmer (7-4) LP-Ted Carson (9-3) T-2:30
A-489 HR UT - Rusty Ensor HR UM - Kirk Hanson

May 14, 1982, Game 2, Florida 7, Alabama 3

Alabama.....000 012 000 - 3 9 3
Florida.....032 101 00X - 7 9 0
WP-Rich Bombard (10-5) LP-Craig Antush (5-2) T-3:10
A-2523

May 15, 1982, Game 3, Tennessee 7, Alabama 6

Alabama.....020 000 211 - 6 11 3
Tennessee004 000 003 - 7 7 3
WP-Ted Carson (10-3) LP-Pete Ferrer (3-2) T-2:38
A-310

May 15, 1982, Game 4, Florida 8, Ole Miss 7

Ole Miss.....020 010 103 - 7 9 2
Florida.....010 015 01X - 8 10 3
WP-Nick Krsnich (8-3) LP-Laddie Renfro (6-1) T-2:29
A-2662 HR UM - Guy Summerlin, Les Smith HR - UF
Javier Ortiz 2

May 16, 1982, Game 5, Tennessee 12, Ole Miss 11

Ole Miss.....000 430 220 - 11 16 1
Tennessee001 120 143 - 12 18 1
WP-Ted Carson (11-3) LP-Ramie Ford T-3:07 A-354 HR
UT - Mike Wise

May 16, 1982, Game 6, Tennessee 10, Florida 7

Florida.....000 300 031 - 7 4 6
Tennessee030 501 10X - 10 9 4
WP-David Chennault (3-3) Save-Ted Carson LP-Dean
Naylor (2-4) T-3:04 A-2917 HR UT - Greg Geren, Tracy
Hamilton

May 17, 1982, Game 7, Florida 9, Tennessee 3

Tennessee000 020 001 - 3 10 4
Florida.....323 010 00X - 9 10 0
WP-Rich Bombard (11-5) LP-Mitch Sims (1-1) T-2:45
A-3058

1983

Starkville, Miss. • Dudy Noble Field • May 13-15

May 13, 1983, Game 1, Alabama 15, Florida 2

Alabama.....513 102 003 - 15 17 0 (38-9)
Florida.....100 000 010 - 2 10 3 (38-13)
WP-Dean Hayes (10-2) LP-Clay Daniel (5-3) T-2:39
A-1233 HR UA - Bret Elbin (6), Dave Magadin (6)

May 14, 1983, Game 2, Tennessee 20, Miss. St. 11

Tennessee250 105 106 - 20 23 1 (26-14)
Mississippi State001 030 520 - 11 11 3 (37-12)
WP-Rich Rodriguez (7-3) Save-Jeff Owen(1) LP-Hans
Herzog (11-2) T-3:46 A-5735 HR UT - Dean Eichelberg-
er (3), Alan Cockrell (14)

May 15, 1983, Game 3, Miss. State 5, Florida 3

Florida.....001 100 010 - 3 6 3 (38-14)
Mississippi State100 100 12X - 5 8 1 (38-12)
WP-Jeff Brantley (10-3) LP-Rich Rice (3-2) T-2:15
A-4326 HR - UF - Brad Dantzler (5) HR MS - Pete
White (3), Rafael Palmeiro (18)

May 15, 1983, Game 4, Alabama 8, Tennessee 6

Tennessee003 020 100 - 6 6 3 (26-15)
Alabama.....150 020 00X - 8 10 3 (39-9)
WP-Tim Meacham (5-0) LP-David Curl (4-1) T-2:46
A-3107 HR UA - Dave Magadan (7), Dee Smitley (3)

May 16, 1983, Game 5, Miss. State 9, Tennessee 4

Mississippi State010 301 112 - 9 13 1 (39-12)
Tennessee000 300 010 - 4 11 5 (26-16)
WP-Robbin Jeter (5-2) LP-Jeff Owen (3-5) T-2:43
A-2546 HR MS - Will Clark (8), Jay Porter (7)

May 16, 1983, Game 6, Alabama 10, Miss. State 9

Mississippi State002 220 102 - 9 12 2 (39-13)
Alabama.....000 240 031 - 10 13 2 (40-9)
WP-Troy Brauchle (4-3) LP-Trent Intorcica (2-3) T-3:12
A-5286

1984

Gainesville, Fla. • Perry Field • May 11-14

May 11, 1984, Game 1, Tennessee 13, Miss. St. 11

Tennessee011 443 000 - 13 19 3 (25-18)
Mississippi State430 030 010 - 11 12 2 (41-13)
WP-Steve Searcy (8-2) Save-Rich DeLucia LP-Jeff Brant-
ley (13-1) T-3:08 A-787 HR UT - Alan Cockrell 2 (9) HR
MS - Bobby Thigpen (6)

May 11, 1984, Game 2, Florida 5, Alabama 3

Alabama.....010 100 001 - 3 10 0 (35-16)
Florida.....000 010 13X - 5 11 2 (40-13)
WP-Russ Kibler (12-0) LP-Troy Brauchle (5-4) T-3:10
A-3011

May 12, 1984, Game 3, Miss. State 8, Alabama 4

Mississippi State010 100 200 4- 813 0 (42-13)
Alabama.....001 100 200 0- 411 4 (35-17)
WP-Trent Intorcica (5-2) LP-Tim Meacham (8-4) T-3:14
A-1033 HR UA - Dee Smitley (3), Mike Pitisci (20)

May 12, 1984, Game 4, Florida 10, Tennessee 2

Florida.....000 340 030 - 10 15 0 (41-13)
Tennessee020 000 000 - 2 6 3 (25-19)
WP-Clay Daniel (10-4) LP-David Curl (1-3) T-3:02
A-3022 HR UT - Alan Cockrell (10), Terry Troutman (1)

May 13, 1984, Game 5, Tennessee 8, Miss. State 3

Mississippi State000 000 003 - 3 8 2 (42-14)
Tennessee000 220 22X - 8 13 1 (26-19)
WP-Steve Searcy (9-2) LP-Harold Myles (6-5) T-2:31
A-764 HR UT - Alan Cockrell (11)

May 13, 1984, Game 6, Tennessee 3, Florida 2

Tennessee001 000 020 - 3 7 1 (27-19)
Florida.....100 100 000 - 2 7 3 (41-14)
WP-Rich DeLucia (3-3) LP-Byron Jefferson (4-3) T-2:36
A-3180 HR UF - Mike Stanley (4)

May 14, 1984, Florida 3, Tennessee 1

Florida.....102 000 000 - 3 8 3 (42-14)
Tennessee000 001 000 - 1 4 2 (27-20)
WP-Jeff Fischer (5-2) LP-Fred Grubb (1-2) T-2:14
A-3209

1985

Baton Rouge, La. • Alex Box Stadium • May 9-11

May 10, 1985, Game 1, Miss. State 8, Florida 3

Mississippi State000 200 420 - 8 6 3
Florida.....002 100 000 - 3 8 3
WP-Jeff Brantley LP-Scott Ruskin T-2:30 A-1827 HR
MSU - Rafael Palmeiro HR UF - Scott Ruskin

May 10, 1985, Game 2, Georgia 8, LSU 6

Georgia012 100 200 02 - 8 11 2
LSU.....000 510 000 00 - 6 9 0
WP-Chris Carpenter LP-Mark Guthrie T-3:16 A-4586 HR
UG - Paul Somogye, Derek Lilliquist

May 11, 1985, Game 3, Florida 5, LSU 2

LSU.....001 010 000 - 2 6 2
Florida.....005 000 00X - 5 4 1
WP-Jeff Fischer LP-Eric Hetzel T-2:29 A-2159 HR UF -
Scott Lusader, Mike Stanley

May 11, 1985, Game 4, Miss. State 2, Georgia 0

Georgia000 000 000 - 0 4 2
Mississippi State010 100 00X - 2 7 2
WP-Gene Morgan LP-Jim Hunter T-2:04 A-2474

May 12, 1985, Game 5, Georgia 9, Florida 8

Florida320 021 000 - 8 12 1
Georgia101 007 00X - 9 13 2
WP-Doug Givler Save-Chris Carpenter LP-Michael Perez
T-2:37 A-738 HR UF - Mike Stanley, Rodney Brewer HR
UG - Ron Wenrich

May 12, 1985, Game 6, Miss. State 8, Georgia 3

Mississippi State020 020 400 - 8 12 1
Georgia000 120 000 - 3 4 3
WP-Steve King LP-Derek Lilliquist T-2:36 A-2421 HR
UG - Marty Brown

1986

Baton Rouge, La. • Alex Box Stadium • May 9-11

May 9, 1986, Game 1, Alabama 8, Auburn 7

Auburn100 002 020 02 - 7 13 2
Alabama.....000 301 010 03 - 8 10 3
WP-Greg Hibbard (6-3) LP-Scott Tillery (3-2) T-2:37
A-1024 HR - AU - Charlie Smith (2), Tony Haney (2) HR
UA - Doug Duke (22), Mike Qualls (8)

May 9, 1986, Game 2, LSU 10, Georgia 6

Georgia104 000 100 - 6 6 1
LSU.....025 201 00X - 10 12 2
WP-Mark Guthrie (9-1) Save-Barry Manuel(5) LP-Larry
Lyons (4-4) T-2:42 A-3751 HR UG - Scott Bohlke (9)
HR LS - Mike Papajohn (3), Jim Bowie (12), Joey Belle
(16)

May 10, 1986, Game 3, Georgia 11, Auburn 7

Auburn112 300 000 - 7 8 1
Georgia040 200 23X - 11 9 2
WP-Cris Carpenter (7-4) LP-Stacy Jones (4-3) T-2:44
A-942 HR UG - Pete Freeman (7), Donn Perno (9), Jeff
Bennett (2)

May 10, 1986, Game 4, LSU 10, Alabama 7

LSU.....312 002 002 - 10 13 0
Alabama.....200 100 040 - 7 9 1
WP-Stan Loewer (11-4) Save-Barry Manuel(6) LP-Mike
Sodders (7-4) T-2:47 A-4012 HR LS - Jeff Yurtin (7),
Rob Leary (11) HR UA - Doug Duke (23), Pat Bailey (15)

May 11, 1986, Game 5, Georgia 6, Alabama 4

Alabama.....000 100 030 - 4 7 2
Georgia401 000 01X - 6 10 2
WP-Larry Lyons (5-4) Save-Cris Carpenter(14) LP-Mike
Sander (8-3) T-2:07 A-821 HR UA - Pat Bailey (16)

May 11, 1986, Game 6, LSU 8, Georgia 4

LSU.....000 240 020 - 8 9 1
Georgia000 002 002 - 4 8 2
WP-Gregg Patterson (3-0) LP-Scott Broadfoot (5-6)
T-2:44 A-3690 HR LS - Jim Bowie (13), Jeff Yurtin (8),
Eric Johnson (2) HR UG - Steve Carter (8)



SEC TOURNAMENT RESULTS

1987

Athens, Ga. • Foley Field • May 14-17

May 14, 1987, Game 1, Kentucky 5, Florida 4

Kentucky 001 003 100 - 5 9 0 (40-13)
Florida 201 010 000 - 4 7 0 (32-23)
WP-Doug Sutton (6-2) Save-Jon Hudson(3) LP-Ken Seebree (7-6) T-2:27 A-302 HR UK - Chris Estep (16) HR UG - Joey Fernandez (15)

May 14, 1987, Game 2, Auburn 9, LSU 8

LSU 111 020 201 - 8 16 3 (40-16)
Auburn 030 310 002 - 9 11 3 (39-14)
WP-Gregg Olson (9-1) LP-Barry Manuel (5-2) T-2:41 A-291 HR LS - Jack Voigt (15), Richie Vazquez (6) HR AU - Charlie Smith (2)

May 14, 1987, Game 3, Miss. State 6, Georgia 5

Georgia 000 004 100 - 5 9 0 (38-17)
Mississippi State 000 020 004 - 6 8 0 (35-20)
WP-Tracy Jabes (3-2) LP-Cris Carpenter (8-3) T-2:36 A-1836 HR MS - Jody Hurst 2 (4)

May 15, 1987, Game 4, Auburn 5, Kentucky 4

Auburn 002 010 010 1 - 5 12 0 (40-14)
Kentucky 020 011 000 0 - 4 8 1 (40-14)
WP-Gregg Olson (10-1) LP-Steve Culkar (4-1) T-3:10 A-312

May 15, 1987, Game 5, LSU 4, Georgia 2

Georgia 000 000 020 - 2 11 1 (38-18)
LSU 000 110 20X - 4 6 1 (41-16)
WP-Stan Loewer (8-5) Save-Ben McDonald(1) LP-Scott Broadfoot (7-3) T-2:25 A-720

May 15, 1987, Game 6, Miss. State 5, Florida 4

Mississippi State 200 110 010 - 5 9 1 (36-20)
Florida 001 000 003 - 4 8 1 (32-24)
WP-Nelson Arriete (5-1) LP-Mike Parks (6-2) T-2:13 A-504 HR MS - John Mitchell (8) HR UF - Joey Fernandez (16), Ed Shea (6), Allen Rutledge (8)

May 16, 1987, Game 7, Miss. State 4, Auburn 3

Mississippi State 010 001 020 - 4 10 0 (37-20)
Auburn 000 200 010 - 3 9 1 (40-15)
WP-Mike Martin (11-5) LP-Stacy Jones (9-5) T-2:35 A-305 HR AU - Kevin Henry (6), Frank Thomas (20)

May 16, 1987, Game 8, LSU 4, Kentucky 1

LSU 001 020 010 - 4 9 1 (42-16)
Kentucky 000 010 000 - 1 5 1 (40-15)
WP-Dan Kite (6-3) LP-Tom Deller (5-6) T-2:07 A-359 HR LS - Joey Belle (7), Pete Bush (2)

May 16, 1987, Game 9, LSU 4, Auburn 2

Auburn 100 000 010 - 2 9 1 (40-16)
LSU 220 000 00X - 4 7 1 (43-16)
WP-Andy Berg (3-0) Save-Barry Manuel(7) LP-Tommy Youngblood (2-2) T-2:45 A-341

May 17, 1987, Game 10, Miss. State 13, LSU 3

LSU 000 010 200 - 3 9 3 (43-17)
Mississippi State 000 180 40X - 13 14 0 (38-20)
WP-Terry Ellis (7-4) LP-Gregg Patterson (7-2) T-2:51 A-721 HR MS - John Mitchell (9), Tracy Echols (12)

1988

Starkville, Miss. • Dudy Noble Field • May 12-15

May 12, 1988, Game 1, Kentucky 9, LSU 7

Kentucky 300 220 011 - 9 10 0
LSU 001 501 000 - 7 8 4
WP-Dave Voit (8-1) LP-Ben McDonald (13-7) T-3:23

A-1670

May 12, 1988, Game 2, Georgia 8, Florida 3

Georgia 050 000 003 - 8 11 1
Florida 000 003 000 - 3 5 0
WP-Steve Muh (8-6) Save-Marc Lipson(4) LP-Jeff Gidcumb (13-5) T-2:49 A-1930 HR UG - Rich Bielski (9)

May 12, 1988, Game 3, Miss. State 10, Auburn 7

Auburn 010 103 200 - 7 8 6
Mississippi State 217 000 00X - 10 11 1
WP-Terry Ellis (10-3) Save-Rob Norman(3) LP-Scott Renner (9-4) T-2:41 A-6063 HR AU - Frank Thomas (9)

May 13, 1988, Game 4, Florida 4, Auburn 3

Florida 310 000 000 - 4 12 1
Auburn 000 011 010 - 3 9 1
WP-Johnny Wiggs (10-3) Save-Jeff Gidcumb(2) LP-David Adams (8-3) T-3:20 A-1745

May 13, 1988, Game 5, LSU 7, Georgia 3

LSU 103 030 000 - 7 8 2
Georgia 001 000 200 - 3 5 1
WP-Dan Kite (7-5) LP-Jim Potts (5-4) T-2:32 A-2024 HR LSU - Rich Vasquez, Craig Cala

May 13, 1988, Game 6, Miss. State 6, Kentucky 5

Mississippi State 000 510 000 - 6 11 4
Kentucky 100 300 100 - 5 13 0
WP-Mike Martin (5-5) Save-Pete Young(8) LP-Matthew Coleman (3-3) T-3:00 A-6362 HR MS - Pete Young

May 14, 1988, Game 7, Georgia 5, Kentucky 4

Kentucky 002 200 000 00 - 4 10 3
Georgia 001 200 001 01 - 5 9 1
WP-Marc Lipson (7-5) LP-Dave Voit (8-2) T-3:38 A-1872

May 14, 1988, Game 8, Florida 7, LSU 2

Florida 310 021 000 - 7 12 0
LSU 001 000 010 - 2 8 2
WP-Tim Cox (3-0) LP-Russell Springer (6-7) T-2:50 A-2542 HR UF - Brian Reimsnyder

May 14, 1988, Game 9, Miss. State 4, Georgia 2

Georgia 000 000 200 - 2 3 3
Mississippi State 000 020 20X - 4 7 0
WP-Pete Young (2-1) LP-Dave Fleming (5-8) T-2:42 A-8035 HR MS - Barry Winford

May 15, 1988, Game 10, Florida 3, Miss. State 1

Mississippi State 000 000 010 - 1 6 2
Florida 000 101 01X - 3 4 0
WP-Jeff Gidcumb (14-5) LP-Terry Ellis (10-4) T-2:32 A-6651 HR UF - Ned Brigham

May 15, 1988, Game 11, Florida 5, Miss. State 3

Florida 201 100 010 - 5 10 2
Mississippi State 000 002 010 - 3 11 0
WP-Todd Douma (6-2) Save-Johnny Wiggs(1) LP-Chuck Holly (3-3) T-3:10 A-4174

1989

Gainesville, Fla. • McKethan Stadium-Perry Field • May 11-14

May 11, 1989, Game 1, LSU 6, Georgia 3

Georgia 100 000 002 - 3 4 1 (34-24)
LSU 000 031 02X - 6 8 0 (45-12)
WP-Ben McDonald (12-2) LP-Dave Fleming (11-3) T-2:00 A-799 HR UG - Brian Jester (5) HR LS - Wes Grisham (13)

May 11, 1989, Game 2, Auburn 5, Miss. State 3

Auburn 000 023 000 - 5 8 1 (36-17)
Mississippi State 110 000 100 - 3 11 1 (45-11)
WP-Tommy Youngblood (11-3) Save-Mike Ferry(8)
LP-Bobby Reed (8-3) T-2:32 A-1207 HR AU - Joe Siwa (2) HR MS - Hildreth (6)

May 11, 1989, Game 3, Florida 7, Alabama 6

Alabama 001 010 004 - 6 13 1 (32-23)
Florida 000 204 10X - 7 7 1 (42-18)
WP-Jamie McAndrew (8-5) Save-Todd McCray(1)
LP-Tommy Milstead (6-3) T-3:02 A-3874 HR UF - Steve Zerr (9)

May 12, 1989, Game 4, Miss. State 11, Alabama 10

Mississippi State 011 106 200 - 11 9 1 (46-11)
Alabama 300 050 020 - 10 13 4 (32-24)
WP-Chuck Holly (8-1) Save-Pete Young(7) LP-Mike Soper (4-8) T-3:07 A-1282 HR MS - Barry Winford (4), Tommy Raffo (17) HR UA - Philip Doyle (5), Joe Vitelli (8)

May 12, 1989, Game 5, Georgia 9, Auburn 8

Auburn 103 300 100 - 8 18 2 (37-18)
Georgia 100 040 121 - 9 15 1 (35-24)
WP-Marc Lipson (5-5) LP-Mike Ferry (1-2) T-2:38 A-972 HR AU - Frank Thomas 2 (16) HR UG - J.R. Showalter (12), Brian Jester (6)

May 12, 1989, Game 6, Florida 8, LSU 6

Florida 000 220 400 - 8 8 4 (43-18)
LSU 004 001 100 - 6 10 0 (45-13)
WP-Johnny Wiggs (11-3) LP-Mark LaRosa (4-3) T-3:05 A-4208 HR LS - Phil Espinosa (4)

May 13, 1989, Game 7, Auburn 8, LSU 5

LSU 002 201 000 - 5 9 0 (45-14)
Auburn 002 200 40X - 8 12 2 (38-18)
WP-Tommy Youngblood (12-3) LP-Mark LaRosa (4-4) T-2:51 A-1158 HR AU - Chris Hart (6), Clark Preble (3)

May 13, 1989, Game 8, Georgia 15, Miss. State 6

Georgia 104 910 000 - 15 15 3 (36-24)
Mississippi State 103 000 020 - 6 13 2 (46-12)
WP-Mike Hawkins (3-0) LP-Rob Norman (4-2) T-2:54 A-2252 HR UG - J.R. Showalter (13), Ray Kirschner (2), Jeff Cooper (4)

May 13, 1989, Game 9, Auburn 4, Florida 2

Auburn 000 000 001 3 - 4 11 1 (39-18)
Florida 000 001 000 1 - 2 8 2 (43-19)
WP-Mike Ferry (2-2) LP-Jeff Gidcumb (9-4) T-3:09 A-4121 HR AU - Jeff Powell (3)

May 14, 1989, Game 10, Georgia 16, Florida 1

Florida 010 000 000 - 1 3 3 (43-20)
Georgia 530 043 10X - 16 20 0 (37-24)
WP-Dave Fleming (12-3) LP-Todd Douma (5-4) T-2:42 A-2011 HR UF - Jose Fernandez (8) HR UG - Jeff Cooper (5), Joey Alfonso (1), Roy Miller (10)

May 14, 1989, Game 11, Auburn 2, Georgia 1

Georgia 000 010 000 - 1 3 1 (37-25)
Auburn 100 100 00X - 2 12 1 (40-18)
WP-Mark Fuller (4-1) Save-Tommy Youngblood(1) LP-Jim Potts (7-5) T-2:17 A-623 HR UG - Jeff Cooper (6) HR AU - Chris Hart (7)

SEC TOURNAMENT RESULTS

1990

Hoover, Ala. • Hoover Metropolitan Stadium • May 17-20

May 17, 1990, Game 1, Vanderbilt 6, Georgia 3

Vanderbilt.....000 032 100 - 6 10 0 (27-28)
Georgia.....100 000 110 - 3 5 2 (44-16)
WP-JoJo Smith (9-3) LP-Dave Fleming (10-4) T-2:39
A-1073

May 17, 1990, Game 2, LSU 6, Florida 4

Florida.....100 200 010 - 4 13 1 (28-29)
LSU.....301 002 00X - 6 6 1 (45-15)
WP-Chad Ogea (12-1) Save-Rick Greene(6) LP-Doug
Brennan (6-5) T-2:56 A-1381 HR LS - Tim Clark (8)

May 17, 1990, Game 3, Miss. State 16, Auburn 2

Auburn.....000 020 000 - 2 4 5 (34-23)
Mississippi State001 20(11) 11X - 16 11 3 (42-17)
WP-Bobby Reed (11-2) LP-Mark Fuller (6-3) T-2:57
A-7236

May 18, 1990, Game 4, Florida 6, Georgia 5

Georgia.....200 020 001 - 5 9 1 (44-17)
Florida.....020 000 13X - 6 10 3 (29-29)
WP-John Pricher (6-3) LP-Mike Rebhan (10-5) T-2:29
A-1076

May 18, 1990, Game 5, Vanderbilt 4, Auburn 3

Auburn.....003 000 000 - 3 7 1 (34-24)
Vanderbilt.....200 001 01X - 4 10 1 (28-28)
WP-Steve Sedecki (3-5) LP-Mike Ferry (8-10) T-2:39
A-1813 HR AU - Tim Edge (9)

May 18, 1990, Game 6, LSU 17, Miss. State 8

LSU.....231 500 150 - 17 18 3 (46-15)
Mississippi State001 202 021 - 8 9 2 (42-18)
WP-Paul Byrd (15-5) LP-Chris George (9-5) T-3:10
A-5588 HR LS - Keith Osik (8) HR MS - Burke Masters
(3)

May 19, 1990, Game 7, Miss. State 8, Florida 2

Mississippi State002 000 600 - 8 9 1 (43-18)
Florida.....011 000 000 - 2 5 0 (29-30)
WP-Jon Harden (4-0) LP-Cord Corbitt (3-5) T-3:15
A-3069

May 19, 1990, Game 8, LSU 13, Vanderbilt 5

Vanderbilt.....001 020 020 - 5 11 3 (28-29)
LSU.....047 110 00X - 13 17 0 (47-15)
WP-John O'Donoghue (11-2) LP-Mike McLochlin (6-8)
T-2:55 A-1808 HR VU - Mike Skaggs (9), Scott Logan
(1)

May 19, 1990, Game 9, Miss. State 17, Vanderbilt 9

Vanderbilt.....001 222 020 - 9 12 2 (28-30)
Mississippi State172 023 02X - 17 20 2 (44-18)
WP-Damon Gardner (3-0) LP-Ronnie McGill (3-5)
T-3:42 A-3881 HR VU - Andy Purdy (5)

May 20, 1990, Game 10, Miss. State 3, LSU 1

Mississippi State020 000 100 - 3 10 1 (45-18)
LSU.....001 000 000 - 1 5 1 (47-16)
WP-Bobby Reed (12-2) Save-Chuck Daniel(6) LP-Mike
LaRosa (5-2) T-2:57 A-5238

Game 11

The championship game featuring LSU and Mississippi State was called due to lightning and rain with one out in the bottom of the fourth inning with LSU leading 6-0. LSU and Mississippi State were declared tournament co-champions by SEC Commissioner Roy Kramer. The league did not submit an automatic qualifier to the NCAA Tournament. However both schools, as well as

Georgia, were selected as at-large qualifiers.

1991

Baton Rouge, La. • Alex Box Stadium • May 16-19

May 16, 1991, Game 1, Miss. State 15, Alabama 10

Alabama.....332 020 000 - 10 15 2 (39-17)
Mississippi State111 702 21X - 15 14 1 (39-17)
WP-Jon Harden (5-3) LP-Al Drumheller (6-2) T-3:36
A-1175 HR UA - Mick Kerns (12), Matt Allen (12), Matt
Homan (1) HR MS - Rob Norman 2 (7), Paul Petrusis (3)

May 16, 1991, Game 2, Florida 8, Auburn 7

Auburn.....024 000 010 - 7 10 3 (34-23)
Florida.....600 000 02X - 8 11 3 (42-19)
WP-Marc Valdes (11-4) Save-John Pricher(10) LP-Brian
Senn (3-3) T-3:35 A-1079 HR UF - Brent Killen (8)

May 16, 1991, Game 3, LSU 8, Kentucky 7

Kentucky.....000 001 321 - 7 10 1 (41-19)
LSU.....020 201 30X - 8 8 2 (45-16)
WP-Chad Ogea (10-5) Save-Rick Greene(11) LP-Scott
Smith (8-4) T-3:30 A-4411

May 17, 1991, Game 4, Auburn 8, Kentucky 5

Auburn.....300 001 031 - 8 10 2 (35-23)
Kentucky.....000 050 000 - 5 8 2 (41-20)
WP-Brian Senn (4-3) LP-Mark Thompson (4-5) T-3:09
A-1054 HR AU - Andrew Albrecht (11), Brad Parker (13)

May 17, 1991, Game 5, Florida 4, Alabama 3

Florida.....100 120 000 - 4 9 1 (43-19)
Alabama.....100 020 000 - 3 7 3 (39-18)
WP-John Burke (7-4) Save-John Pricher(11) LP-Dennis
Walsh (10-4) T-2:55 A-939 HR UF - Mario Linares (11)

May 17/18, 1991, Game 6, LSU 8, Miss. State 2

Mississippi State100 001 0 - 2 5 2 (39-18)
LSU.....001 070 X - 8 7 1 (46-16)
WP-Paul Byrd (6-3) LP-Tom Quinn (6-4) T-2:17 A-3127

May 18, 1991, Game 7, Miss. State 1, Auburn 0

Mississippi State000 000 1 - 1 3 0 (40-18)
Auburn.....000 000 0 - 0 1 0 (35-24)
WP-Jay Powell (4-2) LP-John Powell (10-4) T-2:05
A-1623

May 18, 1991, Game 8, Florida 7, LSU 1

LSU.....000 100 0 - 1 5 3 (46-17)
Florida.....232 000 X - 7 9 0 (44-19)
WP-Cord Corbitt (2-0) LP-Mark LaRosa (7-3) T-2:15
A-2882 HR LS - Luis Garcia (2)

May 19, 1991, Game 9, LSU 9, Miss. State 2

LSU.....023 013 0 - 9 10 2 (47-17)
Mississippi State001 100 2 - 4 4 1 (40-19)
WP-Mike Sirotko (9-0) LP-Tom Howe (4-1) T-2:33
A-2519 HR LS - Rich Cordani (10), Gary Hymel (19), Pat
Garrity (1)

May 19, 1991, Game 10, Florida 8, LSU 4

Florida.....002 040 2 - 8 9 1 (45-19)
LSU.....200 002 0 - 4 7 2 (47-18)
WP-Ron Scott (9-2) Save-Rob Bonnano(2) LP-David
Herry (4-2) T-2:43 A-2753

1992

New Orleans, La • Superdome • May 13-17

May 13, 1992, Game 1, Florida 2, Auburn 0

Auburn.....000 000 000 - 0 12 1 (30-24)
Florida.....010 000 10X - 2 6 2 (41-16)
WP-John Burke (8-5) Save-John Pricher(11) LP-Jason
Johnson (4-3) T-2:31 A-0

May 13, 1992, Game 2, Arkansas 8, S. Carolina 6

Arkansas.....101 040 002 - 8 9 0 (31-24)
South Carolina.....001 010 400 - 6 9 1 (37-19)
WP-Tom Czanstowski (2-0) Save-Mike Palen(3)
LP-Sean Hardwick (2-1) T-3:11 A-1221 HR SC - Jerry
Shepherd (15)

May 13, 1992, Game 3, Georgia 6, Miss. State 4

Georgia.....001 001 400 - 6 10 2 (34-21)
Mississippi State001 003 000 - 4 5 0 (37-19)
WP-John Hill (8-4) Save-Alex Barylak(9) LP-B.J. Wallace
(8-3) T-2:46 A-0 HR UG - Ray Suplee (10)

May 13, 1992, Game 4, LSU 7, Vanderbilt 2

Vanderbilt.....100 000 001 - 2 9 0 (29-23)
LSU.....000 004 03X - 7 10 0 (44-13)
WP-Ronnie Rantz (5-2) Save-David Herry(1) LP-Scott
Newell (5-7) T-2:40 A-3569 HR LS - Chris Moock (6)

May 14, 1992, Game 5, Miss. State 4, Auburn 1

Mississippi State000 001 102 - 4 10 1 (38-19)
Auburn.....001 000 000 - 1 6 1 (30-25)
WP-Kyle Kennedy (3-3) Save-Jon Harden(8) LP-John
Powell (8-7) T-2:46 A-0 HR MS - Rex Buckner (13)

May 14, 1992, Game 6, S. Carolina 14, Vanderbilt 1

South Carolina.....212 202 320 - 14 18 2 (38-19)
Vanderbilt.....000 000 100 - 1 4 3 (29-24)
WP-Matt Threehouse (10-4) LP-Ronnie McGill (4-4)
T-3:23 A-1292 HR SC - Mike McGuire (2), Jeff Parnell
(15) HR VU - Jeff Martin (14)

May 14, 1992, Game 7, Florida 12, Georgia 5

Florida.....320 300 112 - 12 13 2 (42-16)
Georgia.....003 020 000 - 5 7 2 (34-22)
WP-Marc Valdes (9-3) LP-Jim Musselwhite (4-4) T-2:51
A-0 HR UF - Brent Killen 2 (14)

May 14, 1992, Game 8, LSU 8, Arkansas 1

LSU.....000 012 410 - 8 9 1 (45-13)
Arkansas.....000 000 100 - 1 9 1 (31-25)
WP-Lloyd Peever (12-0) LP-Brian Cook (6-6) T-2:20
A-3072 HR LS - Andy Sheets (5), Todd Walker (11),
Harry Berrios (9)

May 15, 1992, Game 9, Georgia 6, Miss. State 3

Georgia.....001 300 002 - 6 13 4 (35-22)
Mississippi State100 000 002 - 3 6 2 (38-20)
WP-John Hill (9-4) LP-Carlton Loewer (5-5) T-2:39 A-0
HR UG - Terry Childers (2)

May 15, 1992, Game 10, S. Carolina 9, Arkansas 5

Arkansas.....002 001 020 - 5 12 1 (31-26)
South Carolina.....022 002 21X - 9 15 2 (39-19)
WP-Rich Pratt (8-1) LP-Brent Birch (4-5) T-3:05 A-0 HR
SC - D.T. Cromer (6), Brian Lawler (9), Jerry Shepherd
(16), Jeff Parnell (16)

May 15, 1992, Game 11, Florida 3, LSU 1

Florida.....000 000 100 002 - 3 8 1 (43-16)
LSU.....000 001 000 000 - 1 3 2 (45-14)
WP-John Pricher (7-2) LP-Rick Greene (5-3) T-3:37
A-4596

May 16, 1992, Game 12, LSU 5, Georgia 3

LSU.....000 020 030 - 5 10 1 (46-14)
Georgia.....200 000 100 - 3 5 1 (35-23)
WP-Matt Chamberlain (8-1) LP-Alex Barylak (5-2)
T-2:19 A-0

May 16, 1992, Game 13, S. Carolina 11, Florida 4

South Carolina.....000 00(11) 000-11 9 0 (40-19)
Florida.....003 010 000 - 4 9 2 (43-17)
WP-Scott Pace (4-1) LP-Joe Hasskew (1-1) T-3:37
A-5171



SEC TOURNAMENT RESULTS

May 17, 1992, Game 14, LSU 6, S. Carolina 3

South Carolina000 100 020 - 3 5 1 (40-20)
 LSU300 010 11X - 6 9 0 (47-14)
 WP-Ronnie Rantz (6-2) Save-Mike Sirotko(2) LP-Jared Baker (4-6) T-3:08 A-0 HR SC - D.T. Cromer (7), Dave Willman (5)

May 17, 1992, Game 15, LSU 12, Florida 1

LSU300 002 241 - 12 13 1 (48-14)
 Florida100 000 000 - 1 6 2 (43-18)
 WP-Lloyd Peever (13-0) LP-Mike McClellan T-3:01
 A-5408 HR LS - Andy Sheets (6)

1993

Eastern Division

Columbia, S.C. • Sarge Frye Field • May 20-23

May 20, 1993, Game 1, Georgia 3, S. Carolina 1

Georgia000 020 001 - 3 10 3
 South Carolina000 000 010 - 1 5 1
 WP-Jim Musselwhite (7-5) Save-Alex Barylak(14) LP-Rich Pratt (11-3) T-2:54 A-2876

May 20, 1993, Game 2, Tennessee 7, Vanderbilt 4

Vanderbilt000 000 202 - 4 7 4
 Tennessee010 024 00X - 7 8 2
 WP-Jason Carruth (2-1) LP-Bump Elliott (3-4) T-2:33
 A-952 HR VU - Nick Morrow (4) HR UT - Todd Helton (10), Richie Wyman (4), Rob Curry (1)

May 20, 1993, Game 3, Kentucky 7, Florida 1

Kentucky101 000 104 - 7 14 1
 Florida010 000 000 - 1 5 1
 WP-Brian Reed (6-1) Save-Lorhn Frazier (4) LP-Marc Valdes (8-6) T-2:40 A-429 HR UK - Brad Hindersman (7), Jeff Michael (9), Matt Bragg (9)

May 21, 1993, Game 4, Vanderbilt 11, S. Carolina 7

South Carolina022 020 100 - 7 12 0
 Vanderbilt020 130 05X - 11 15 0
 WP-Matt McDonnough (9-4) LP-Rob Mosser (2-3)
 T-2:39 A-983 HR SC - Ted Rose (2) HR VU - Alan Purdy 2 (9), Nick Morrow (5), Vee Hightower (11)

May 21, 1993, Game 5, Georgia 5, Florida 0

Florida000 000 000 - 0 9 1
 Georgia001 010 03X - 5 10 1
 WP-Brian Powell (6-2) Save-Alex Barylak(15) LP-Rob Bonnanno (9-5) T-2:06 A-410

May 21, 1993, Game 6, Kentucky 9, Tennessee 7

Tennessee210 021 001 - 7 17 0
 Kentucky001 032 21X - 9 13 1
 WP-Lorhn Frazier (8-3) Save-Paul Morse(8) LP-Bronson Hefflin (7-4) T-3:05 A-390 HR UT - James Northeimer (2) HR UK - Matt Bragg (10), Brad Hindersman (8)

May 22, 1993, Game 7, Kentucky 13, Georgia 3

Georgia200 000 001 - 3 3 1
 Kentucky020 020 81X - 13 14 1
 WP-Troy Trumbo (4-0) LP-John Hill (5-8) T-2:40 A-463

May 22, 1993, Game 8, Tennessee 11, Vanderbilt 5

Vanderbilt000 010 103 - 5 10 3
 Tennessee401 050 10X - 11 10 1
 WP-Todd Helton (6-2) LP-Ronnie McGill (4-8) T-2:36 A-422

May 22, 1993, Game 9, Tennessee 17, Georgia 8

Tennessee023 005 070 - 17 15 2
 Georgia211 030 010 - 8 14 2
 WP-Pete Harvell (6-2) LP-Brad Butler (4-6) T-3:12
 A-473 HR UT - Todd Helton (11), Jeff Foster (9) HR UG

- John Yselonia (15)

May 23, 1993, Game 10, Tennessee 7, Kentucky 6

Kentucky600 000 000 - 6 11 3
 Tennessee000 700 00X - 7 6 3
 WP-Jason Carruth (3-1) Save-Bronson Hefflin(1) LP-Brian Reed (6-2) T-2:35 A-652 HR UT - Adam Priest (2)

May 23, 1993, Game 11, Tennessee 6, Kentucky 4

Tennessee001 410 000 - 6 11 0
 Kentucky003 000 010 - 4 6 2
 WP-Chris Freeman (12-1) Save-Barry Woods(3) LP-Matt Bowles (4-5) T-2:40 A-652 HR UT - David Vance (6), Allan Parker (1) HR UK - Brad Hindersman (9), Matt Bragg (11), Tom Thaemert (2)

Western Division

Baton Rouge, La. • Alex Box Stadium • May 20-23

May 20, 1993, Game 1, Arkansas 5, Miss. State 2

Arkansas100 013 000 - 5 9 0 (33-24)
 Mississippi State000 000 002 - 2 7 3 (38-18)
 WP-Brian Cook (9-3) Save-Ryan Whitaker(5) LP-Carlton Loewer (9-2) T-2:36 A-1213

May 20, 1993, Game 2, Auburn 13, Alabama 4

Alabama002 001 001 - 4 5 2 (27-24)
 Auburn200 (10)00 10X-13 17 1 (38-19)
 WP-John Powell (14-5) LP-Al Drumheller (9-4) T-3:00
 A-1188 HR AU - Mitch Duke (2)

May 20, 1993, Game 3, LSU 6, Ole Miss 1

Ole Miss010 000 000 - 1 7 3 (30-24)
 LSU030 100 11X - 6 7 0(42-14-1)
 WP-Mike Sirotko (8-5) LP-John McNeese (6-6) T-2:18
 A-4048

May 21, 1993, Game 4, Ole Miss 4, Alabama 2

Ole Miss000 000 040 - 4 8 4 (31-24)
 Alabama000 000 002 - 2 5 1 (27-25)
 WP-Matt Ryan (7-3) Save-Jeff Cosman(2) LP-Steve Shoemaker (3-3) T-2:53 A-829

May 21, 1993, Game 5, Miss. State 5, LSU 3

Mississippi State000 230 000 - 5 8 1 (39-18)
 LSU000 000 003 - 3 6 1(42-15-1)
 WP-Jay Powell (3-5) Save-Scott Tanksley(3) LP-Brett Laxton (10-1) T-2:54 A-3571 HR LS - Harry Berrios (12)

May 21, 1993, Game 6, Auburn 3, Arkansas 1

Auburn010 002 000 - 3 10 1 (39-19)
 Arkansas100 000 000 - 1 8 1 (33-15)
 WP-Ryan Halla (9-3) Save-Scott Sullivan(5) LP-Brent Birch (7-7) T-2:46 A-1208

May 22, 1993, Game 7, LSU 13, Arkansas 7

LSU010 300 801 - 13 16 1(43-15-1)
 Arkansas000 303 010 - 7 13 3 (33-26)
 WP-Hunt (8-1) LP-Richie Workman (1-2) T-3:07 A-3273
 HR LS - Adrian Antonini (5) HR AR - Ty Bilderback (2)

May 22, 1993, Game 8, Miss. State 3, Ole Miss 2

Mississippi State001 010 100 - 3 6 1 (40-18)
 Ole Miss100 001 000 - 2 10 2 (31-25)
 WP-Gary Rath (7-5) Save-Scott Tanksley(4) LP-Ryan Young (2-8) T-2:39 A-1553 HR MS - Rex Buckner (6), Jeff Mackin (1)

May 22, 1993, Game 9, LSU 16, Auburn 5

LSU203 007 031 - 16 18 3(44-15-1)
 Auburn012 010 010 - 5 9 2 (39-20)
 WP-Trey Rutledge (4-1) LP-Jason Johnson (9-5) T-3:23
 A-5324 HR LS - Adrian Antonini (6), Harry Berrios 2 (14), Mark Stocco (4) HR AU - Brandon Moore (4), Brian

Alyea (7)

May 23, 1993, Game 10, Miss. State 13, Auburn 10

Auburn202 002 013 0 - 10 17 1(39-21)
 Mississippi State020 034 001 3 - 13 15 2(41-18)
 WP-Scott Davidson (3-1) LP-Jon Hebel (0-4) T-3:16 A-0
 HR AU - Chris Christopher (3), Brandon Moore (5) HR MS - Rex Buckner (7), Steve Hegan 2 (6), Ricky Joe Redd (12), Drew Williams (7)

May 23, 1993, Game 11, LSU 7, Miss. State 3

Mississippi State000 000 201 - 3 9 1(45-15-1)
 LSU103 111 00X - 7 14 1 (41-19)
 WP-Will Hunt (9-1) LP-Brian Clark (0-2) T-2:12 A-5989
 HR MS - Ricky Joe Redd (13), Drew Williams (8) HR LS - Russ Johnson 2 (7)

1994

Eastern Division

Lexington, Ky. • Cliff Hagan Stadium • May 18-21

May 19, 1994, Game 1, Tennessee 20, Vanderbilt 12

Vanderbilt426 000 000 - 12 11 2 (24-29)
 Tennessee081 422 30X - 20 20 1 (46-11)
 WP-Bronson Hefflin (12-3) LP-Brant Kairit (2-1) T-2:30
 A-282 HR VU - Craig Sands (2), Nick Morrow (9) HR UT - Brian May (5)

May 19, 1994, Game 2, Georgia 4, Florida 3

Georgia000 010 002 1 - 4 9 0 (21-33)
 Florida000 010 200 0 - 3 6 0 (37-20)
 WP-Chris Ciaccio (7-5) LP-Rob Bonnanno (8-3) T-2:33
 A-257 HR UG - Chris Stowers (5), Chad Whittemore (5) HR UF - Chan Perry (14)

May 19, 1994, Game 3, Kentucky 6, S. Carolina 5

Kentucky301 000 002 - 6 14 3 (32-23)
 South Carolina210 000 200 - 5 11 4 (35-22)
 WP-Adam Shadburne (7-3) Save-Paul Morse(5) LP-Craig Ross (6-1) T-3:25 A-1501 HR UK - Jeff Abbott (20), Pookie Jones (17)

May 20, 1994, Game 4, Vanderbilt 15, Florida 7

Florida010 010 320 - 7 14 3 (37-22)
 Vanderbilt005 032 14X - 15 13 2 (25-29)
 WP-Joe Barboo (7-5) LP-Sean McClellan (7-5) T-2:41
 A-257 HR UF - John Tamargo (5) HR VU - Jason Robbins (1)

May 20, 1994, Game 5, Tennessee 8, S. Carolina 1

South Carolina100 000 000 - 1 6 5 (35-23)
 Tennessee120 000 50X - 8 8 0 (47-11)
 WP-R.A. Dickey (14-1) LP-Jim Stoops (1-5) T-2:34
 A-427

May 20, 1994, Game 6, Georgia 17, Kentucky 5

Georgia602 015 210 - 17 22 1 (22-33)
 Kentucky000 011 102 - 5 8 0 (32-24)
 WP-Brian Powell (5-8) LP-Curtis Whitney (5-5) T-2:59
 A-1256 HR UG - Todd Crane (4), Travis Hawkins 2 (6), Reggie Ingram (5), Roger Nylen (8) HR UK - Chris Gonzalez (20), Eddie Brooks (12), Brad Hindersman (9), Jeff Abbott (21), Paul Morse (5)

May 21, 1994, Game 7, Tennessee 5, Georgia 2

Tennessee400 100 000 - 5 10 1 (48-11)
 Georgia002 000 000 - 2 8 1 (22-34)
 WP-Chris Freeman (11-4) Save-Todd Helton(9) LP-John Hill (5-9) T-2:20 A-457 HR UT - Scott Vieira (4)

May 21, 1994, Game 8, Vanderbilt 15, Kentucky 6

Vanderbilt331 205 000 - 15 17 2 (26-29)
 Kentucky010 002 021 - 6 8 6 (32-25)
 WP-Rick Giannola (5-5) LP-Troy Trumbo (3-5) T-2:32

SEC TOURNAMENT RESULTS

A-801 HR VU - Craig Sands (3), Ryan Montgomery (5)
HR UK - Brad Hindersman (10), Jeff Abbott 2 (23)

May 21, 1994, Game 9, Vanderbilt 6, Georgia 1

Vanderbilt.....002 000 400 - 6 9 0 (27-29)
Georgia000 100 000 - 1 7 2 (22-35)
WP-Bump Elliott (4-4) LP-Kenny Hyatt (1-4) T-2:11
A-360 HR UG - Travis Hawkins (7)

May 22, 1994, Game 10, Vanderbilt 4, Tennessee 1

Tennessee010 000 000 - 1 5 0 (48-12)
Vanderbilt.....010 000 003 - 4 6 1 (28-29)
WP-Brant Kairit (3-1) LP-Bronson Heflin (12-4) T-2:02
A-602 HR UT - Bubba Trammell (8) HR VU - Boomer Whipple (6), Ryan Bachman (2)

May 22, 1994, Game 11, Tennessee 6, Vanderbilt 3

Tennessee200 020 110 - 6 11 0 (49-12)
Vanderbilt.....030 000 000 - 3 9 1 (28-30)
WP-Ryan Meyers (1-0) Save-Todd Helton(10) LP-Brant Kairit (3-2) T-2:23 A-650 HR UT - Bryce Christensen (1), Steve Soper (7), Bubba Trammell (9)

Western Division

Oxford, Miss. • Oxford-University Stadium/Swayze Field • May 18-21

May 19, 1994, Game 1, LSU 3, Alabama 2

Alabama.....000 110 000 - 2 8 1 (21-34)
LSU010 002 00X - 3 10 3 (39-18)
WP-Scott Schultz (11-1) Save-McCabe(3) LP-Chris Eilers (2-5) T-2:43 A-1415

May 19, 1994, Game 2, Miss. State 4, Ole Miss 1

Ole Miss.....000 000 010 - 1 5 1 (29-25)
Mississippi State001 000 03X - 4 8 2 (35-21)
WP-Gary Rath (10-3) LP-John McNeese (6-7) T-2:23
A-2820

May 19, 1994, Game 3, Auburn 3, Arkansas 1

Auburn000 000 001 000 000 02 -3 15 4 (38-17)
Arkansas000 000 001 000 000 00 -1 10 0 (30-26)
WP-Ryan Halla (8-5) LP-Todd Abbott (4-5) T-4:34
A-1241

May 20, 1994, Game 4, Ole Miss 5, Alabama 4

Alabama.....011 000 110 00 -4 12 2 (21-35)
Ole Miss.....010 001 020 01 -5 10 3(30-25)
WP-Charles Barbour (1-2) LP-Jerry Stubbs (4-7) T-3:16
A-1360

May 20, 1994, Game 5, LSU 6, Arkansas 4

Arkansas.....101 100 001 - 4 14 2 (30-27)
LSU021 100 02X - 6 10 0 (40-18)
WP-Jeremy Tyson (8-3) Save-Adrian Antonini(5) LP-Scott Cunningham (8-3) T-2:35 A-1507 HR LS - Brad Wilson

May 20, 1994, Game 6, Auburn 2, Miss. State 1

Mississippi State010 000 000 - 1 11 2 (35-22)
Auburn000 011 00X - 2 7 1 (39-17)
WP-Kevin Humphreys (13-3) LP-Kyle Kennedy (4-5) T-2:06 A-2993

May 21, 1994, Game 7, LSU 3, Auburn 2

LSU000 000 201 - 3 5 0 (41-18)
Auburn000 000 110 - 2 8 0 (39-18)
WP-Brett Laxton (3-4) LP-Chris Morrison (8-2) T-2:36
A-2321 HR AU - Mark Bellhorn (4)

May 21, 1994, Game 8, Miss. State 10, Ole Miss 2

Ole Miss.....000 200 000 - 2 4 3 (30-26)
Mississippi State300 007 00X - 10 12 1 (36-22)
WP-Carlton Loewer (7-5) LP-Ryan Young (3-4) T-2:36
A-3576

May 21, 1994, Game 9, Auburn 9, Miss. State 5

Auburn000 000 531 - 9 12 0 (40-18)
Mississippi State000 000 104 - 5 4 0 (36-23)
WP-Jason LeBoeuf (4-2) LP-Jerry Dupuy (2-4) T-2:42
A-2546 HR AU - Mark Bellhorn (5)

May 22, 1994, Game 10, LSU 5, Auburn 4

Auburn004 000 000 - 4 9 2 (40-19)
LSU001 300 001 - 5 10 2 (42-18)
WP-Adrian Antonini (4-2) LP-Todd Gober (0-1) T-2:47
A-1963

1995

Eastern Division

Knoxville, Tenn. • Lindsey Nelson Stadium • May 18-21

May 18, 1995, Game 1, Vanderbilt 9, Tennessee 4

Vanderbilt.....002 000 052 - 9 9 1 (25-28)
Tennessee000 200 101 - 4 8 2 (43-14)
WP-Phillip Haigler (5-6) LP-R.A. Dickey (11-3) T-2:13
A-1671 HR UT - Travis Copley (4), Todd Helton (18)

May 18, 1995, Game 2, Kentucky 6, S. Carolina 2

Kentucky000 500 100 - 6 8 0 (27-30)
South Carolina100 000 100 - 2 10 0 (32-24)
WP-Greg Reid (5-4) LP-J.J. Pearsall (8-4) T-2:51 A-471
HR SC - Stegall (2)

May 18, 1995, Game 3, Georgia 6, Florida 4

Georgia003 001 002 - 6 10 2 (29-27)
Florida000 201 010 - 4 9 0 (32-23)
WP-Chris Ciccio (5-4) LP-Danny Wheeler (2-5) T-2:38
A-485 HR UG - Pete Arenas (4) HR UF - James Eidam (10)

May 19, 1995, Game 4, Tennessee 8, S. Carolina 0

South Carolina000 000 000 - 0 3 0 (32-25)
Tennessee200 002 04X - 8 12 0 (44-14)
WP-Ryan Meyers (8-2) LP-Jim Stoops (4-6) T-2:08
A-861 HR UT - Todd Helton (19)

May 19, 1995, Game 5, Vanderbilt 4, Florida 2

Florida100 000 001 - 2 9 2 (32-24)
Vanderbilt.....000 210 10X - 4 9 3 (26-28)
WP-Paul Seybt (5-8) Save-Brant Kairit(2) LP-Andrew Checketts (6-5) T-2:30 A-543 HR VU - Ryan Brown (6), Glenn Davis (9)

May 19, 1995, Game 6, Kentucky 9, Georgia 8

Kentucky100 300 040 001 -9 14 1(28-30)
Georgia311 000 300 000 -8 11 3(29-28)
WP-Adam Milburn (6-4) LP-Chris Ciccio (5-5) T-4:06
A-551 HR UK - Chad Green (5), Chip Rhea (6) HR UF - Brian Johnson (5)

May 20, 1995, Game 7, Kentucky 9, Vanderbilt 6

Vanderbilt.....000 210 003 - 6 12 2 (26-29)
Kentucky002 312 10X - 9 12 3 (29-30)
WP-Jason Jenkins (2-0) Save-Mike Pozun(2) LP-Rick Giannola (2-4) T-3:03 A-593 HR VU - Josh Paul (11)

May 20, 1995, Game 8, Tennessee 11, Georgia 0

Tennessee010 020 008 - 11 19 1 (45-14)
Georgia000 000 000 - 0 3 3 (29-29)
WP-Scott Schroeffel (6-2) LP-Josh Gandy (3-8) T-2:31
A-2077

May 20, 1995, Game 9, Tennessee 4, Vanderbilt 3

Tennessee000 012 010 - 4 5 1 (46-14)
Vanderbilt.....001 002 000 - 3 8 1 (26-30)
WP-John Alkire (7-2) Save-Todd Helton(10) LP-Ray Ortiz (2-3) T-2:11 A-2075 HR UT - Travis Copley (5), Scott Vieira (10)

May 21, 1995, Game 10, Tennessee 22, Kentucky 5

Tennessee.....051 401 0(11)0 -22 19 0 (47-14)
Kentucky010 310 000 - 5 9 4 (29-31)
WP-R.A. Dickey (12-3) LP-Jeff Townsend (1-3) T-3:06
A-0 HR UT - Scott Vieira (11) HR UK - Pete Pryor (10)

May 21, 1995, Game 11, Tennessee 7, Kentucky 2

Kentucky000 000 011 - 2 7 4 (29-32)
Tennessee003 300 10X - 7 12 1 (48-14)
WP-Todd Helton (7-2) LP-Greg Reid (5-1) T-2:12 A-3245

Western Division

Starkville, Miss. • Dudy Noble Stadium • May 18-21

May 18, 1995, Game 1, Miss. State 1, Auburn 0

Mississippi State000 000 010 - 1 5 1 (34-23)
Auburn000 000 000 - 0 4 1 (46-10)
WP-Scott Tanksley (2-2) LP-Finley Woodward (3-2) T-2:47 A-4137

May 18, 1995, Game 2, Arkansas 5, Ole Miss 2

Arkansas.....000 000 410 - 5 7 1 (37-19)
Ole Miss.....100 000 100 - 2 6 0 (37-19)
WP-Jamie Price (11-4) LP-Matt Carnes (7-4) T-2:01
A-2059 HR AR - Kit Pellow (11)

May 18, 1995, Game 3, Alabama 9, LSU 8

LSU201 200 210 - 8 9 2 (42-15)
Alabama.....000 230 121 - 9 16 3 (36-20)
WP-Neal Lamb (5-1) LP-Scott Fitterer (4-3) T-2:35
A-1468 HR LS - Justin Bowles (6), Jason Williams (10)
HR UA - Joe Caruso (4), Jason Jordan (4), Chad Moller 2 (9)

May 19, 1995, Game 4, Auburn 10, Ole Miss 3

Ole Miss.....100 000 020 - 3 6 1 (37-20)
Auburn102 022 30X - 10 12 1 (47-10)
WP-Chris Morrison (11-2) LP-Mickey Callaway (6-7) T-2:27 A-1884 HR UA - Kevin Chabot (11), Dallan Ruch (3)

May 19, 1995, Game 5, LSU 14, Miss. State 6

Mississippi State001 002 210 - 6 9 3 (34-24)
LSU200 141 60X - 14 20 0 (43-15)
WP-Brett Laxton (4-3) LP-Kyle Kennedy (9-6) T-3:24
A-3337 HR MS - David Hayman (5) HR LS - Mike Koerner (3), Warren Morris (8)

May 19, 1995, Game 6, Arkansas 5, Alabama 2

Alabama.....001 000 001 - 2 8 1 (36-21)
Arkansas.....300 000 02X - 5 9 1 (38-19)
WP-Alan Mahaffey (9-4) Save-Todd Abbott(3) LP-John Collins (4-5) T-2:46 A-1328

May 20, 1995, Game 7, Alabama 6, Miss. State 3

Alabama.....110 000 004 - 6 11 2 (37-21)
Mississippi State000 000 300 - 3 5 2 (34-25)
WP-Neal Lamb (6-1) LP-Scott Tanksley (2-3) T-2:47
A-3149 HR UA - Rusty Loffin (4)

May 20, 1995, Game 8, LSU 7, Auburn 5

Auburn000 130 001 - 5 7 1 (47-11)
LSU012 101 11X - 7 14 0 (44-15)
WP-Scott Fitterer (5-3) LP-Kevin Humphreys (8-2) T-2:47 A-1857 HR AU - Mark Bellhorn 2 (12)



SEC TOURNAMENT RESULTS

May 20, 1995, Game 9, Alabama 8, Arkansas 7

Arkansas.....000 100 501 - 7 17 3 (38-20)
Alabama.....110 200 121 - 8 14 2 (38-21)
WP-Neal Lamb (7-1) LP-Barry Lunney (7-3) T-3:49
A-1336 HR AR - Kit Pellow (12) HR UA - Joe Caruso (5)

May 21, 1995, Game 10, LSU 7, Arkansas 6

LSU.....005 001 001 - 7 16 3 (45-15)
Arkansas.....220 010 100 - 6 9 2 (38-21)
WP-Eric Berthelot (2-0) Save-Brian Daugherty(2) LP-
Chad Tidwell (4-1) T-2:54 A-1462 HR LS - Tim Lanier
(4)

May 21, 1995, Game 11, Alabama 9, LSU 8

LSU.....002 002 130 - 8 12 2 (45-16)
Alabama.....000 112 005 - 9 12 3 (39-21)
WP-Chris Moller (1-0) LP-Brian Daugherty (0-1) T-3:17
A-1462 HR UA - Rusty Loflin (5), Dax Norris (3)

1996

Hoover, Ala. • Hoover Metropolitan Stadium • May 15-19

May 15, 1996, Game 1, Kentucky 7, Arkansas 5

Arkansas.....000 040 001 - 5 12 3 (39-18)
Kentucky.....210 003 10X - 7 10 1 (33-22)
WP-Scott Downs (5-2) LP-Matt Carnes (10-4) T-2:34
A-1828 HR UK - Andy Green (12), Adam Shadburne (6)

May 15, 1996, Game 2, Miss. State 8, Vanderbilt 5

Vanderbilt.....004 100 000 - 5 9 1 (29-25)
Mississippi State041 003 00X - 8 10 4 (37-20)
WP-Eric DuBose (9-4) LP-Paul Seybt (8-3) T-2:36
A-4134 HR MS - Ben Jenkins (4), Brian Wiese (2)

May 16, 1996, Game 3, Alabama 3, Kentucky 2

Kentucky000 000 200 - 2 8 2 (33-23)
Alabama.....001 200 00X - 3 5 0 (41-16)
WP-Joel Colgrove (8-2) Save-Skip Ames(11) LP-Eric
Bishop (5-3) T-2:35 A-5637 HR UK - Adam Shadburne
(7)

May 16, 1996, Game 4, Florida 6, Miss. State 5

Mississippi State001 300 100 0 - 5 6 1 (37-21)
Florida.....020 110 100 1 - 6 11 0 (42-14)
WP-Paul Rigdon (9-2) LP-David Hooten (8-7) T-3:13
A-3236 HR UF - Chuck Hazzard (12)

May 16, 1996, Game 5, LSU 3, Tennessee 1

Tennessee000 100 000 - 1 4 2 (40-17)
LSU.....001 001 01X - 3 5 1 (44-13)
WP-Eddie Yarnall (8-1) LP-Mike Lincoln (5-4) T-2:34
A-3946

May 17, 1996, Game 6, Kentucky 6, Miss. State 1

Kentucky010 000 102 - 4 8 0 (34-23)
Mississippi State100 000 000 - 1 8 2 (37-22)
WP-Adam Milburn (4-2) LP-Scott Polk (3-4) T-2:22
A-2273

May 17, 1996, Game 7, Alabama 3, Tennessee 1

Alabama000 000 010 000 02 - 3 16 2 (42-16)
Tennessee000 000 001 000 00 - 1 10 2 (40-18)
WP-Skip Ames (2-0) Save-Andy Bernard(1) LP-John
Alkire (6-4) T-4:00 A-6142

May 17, 1996, Game 8, Florida 6, LSU 2

Florida100 311 000 - 6 11 1 (43-14)
LSU000 011 000 - 2 5 1 (44-14)
WP-Sergio Rodriguez (4-0) LP-Kevin Shipp (4-4) T-2:47
A-4649 HR UF - Brad Wilkerson (6), Eric Castaldo (8)

May 18, 1996, Game 9, Florida 7, Alabama 3

Alabama.....001 001 001 - 3 8 1 (42-17)
Florida.....101 004 01X - 7 12 0 (44-14)

WP-Tommy Bond (3-0) Save-Paul Rigdon(9) LP-Chris
Eilers (5-5) T-2:57 A-6470 HR UA - David Tidwell (3)
HR UF - Chuck Hazzard (13)

May 18, 1996, Game 10, Kentucky 12, LSU 11

LSU.....011 600 030 - 11 9 5 (44-15)
Kentucky110 000 343 - 12 16 1 (35-23)
WP-Aaron Acuff (6-5) LP-Chris DeMouy (10-3) T-3:29
A-2918 HR LS - Eddy Furniss (25), Justin Bowles (21)

May 18, 1996, Game 11, Alabama 16, Kentucky 8

Kentucky100 204 010 - 8 16 1 (35-24)
Alabama.....220 100 92X - 16 16 4 (43-17)
WP-Manny Torres (5-1) LP-Omar Henry (2-4) T-3:30
A-6634 HR UA - Joe Caruso (13), Nate Duncan (2)

May 19, 1996, Game 12, Alabama 10, Florida 5

Florida010 000 400 - 5 8 3 (44-15)
Alabama.....140 040 01X - 10 15 0 (44-17)
WP-Andy Bernard (5-3) LP-Josh Fogg (4-2) T-2:45
A-7277 HR UA - Doug Hall (2)

May 19, 1996, Game 13, Alabama 15, Florida 5

Alabama.....002 221 035 - 15 19 1 (45-17)
Florida010 031 000 - 5 10 3 (44-16)
WP-Byron Tribe (4-0) Save-Buster Duman(2) LP-Chris
Knollin (2-2) T-3:26 A-5000 HR UF - David Eckstein (8),
Chuck Hazzard (14)

1997

Columbus, Ga. • Golden Park • May 14-18

May 14, 1997, Game 1, Auburn 7, Arkansas 3

Arkansas.....011 001 000 - 3 4 1 (36-20)
Auburn020 013 10X - 7 10 1 (44-12)
WP-Bryan Hebson (10-3) LP-Matt Carnes (7-5) T-2:13
A-3041 HR AU - Josh Etheridge (19), Chad Wandall
(10), Tucker Dearth (3)

May 14, 1997, Game 2, Miss. State 12, S. Carolina 9

South Carolina000 001 143 - 9 11 1 (33-24)
Mississippi State000 430 32X - 12 12 1 (41-16)
WP-Eric DuBose (7-3) LP-Brett Jodie (8-4) T-2:50
A-2867 HR SC - Derrick Urquhart (9), Etienne Hightower
(3), Scott Weil (1) HR MS - Brooks Bryan (6), Damian
Scioneaux (6)

May 15, 1997, Game 3, LSU 5, Auburn 2

Auburn000 200 000 - 2 7 2 (44-13)
LSU.....001 102 01X - 5 8 2 (46-11)
WP-Patrick Coogan (11-3) Save-Chris DeMouy(5) LP-
Brent Schoening (5-2) T-2:46 A-3642 HR LS - Brandon
Larson (31)

May 15, 1997, Game 4, Alabama 16, Miss. State 3

Mississippi State201 000 000 - 3 6 0 (41-17)
Alabama.....540 200 05X - 16 21 1 (45-11)
WP-Jarrod Kingery (6-1) LP-Jeremy Jackson (8-4)
T-2:16 A-3073 HR - MS - Adam Piatt (14) HR UA -
Dustin Mohr (21), Matt Frick (13)

May 15, 1997, Game 5, Florida 7, Tennessee 6

Tennessee.....002 400 000 0 - 6 11 3 (41-16)
Florida301 010 001 1 - 7 12 3 (37-20)
WP-Josh Fogg (7-2) LP-Clark Odum (1-4) T-3:12
A-2515 HR UT - Justin Ross (8) HR UF - Josh Hudson
(3)

May 16, 1997, Game 6, Auburn 5, Miss. State 4

Auburn110 000 300 - 5 11 2 (45-13)
Mississippi State000 000 040 - 4 8 2 (41-18)
WP-Kevin Knorst (5-2) LP-Chris Reinike (3-3) T-2:34
A-3461 HR MS - Richard Lee (19)

May 16, 1997, Game 7, LSU 12, Tennessee 5

LSU.....102 400 005 - 12 15 0 (47-11)
Tennessee030 011 000 - 5 12 0 (41-17)
WP-Doug Thompson (9-3) LP-Michael Cosgrove (10-5)
T-3:08 A-2576 HR LS - Danny Higgins (7) HR UT -
Michael Anderson (2)

May 16, 1997, Game 8, Alabama 13, Florida 6

Florida101 000 400 - 6 9 2 (37-21)
Alabama.....032 620 00X - 13 17 2 (46-11)
WP-Pete Fisher (9-2) LP-Michael Gray (3-3) T-2:52
A-4510 HR UF - Brad Wilkerson (23) HR UA - David
Tidwell (7), Roberto Vaz (20) Dustin Mohr 2 (23), Robbie
Tucker (19), Matt Frick (14)

May 17, 1997, Game 9, LSU 12, Miss. State 7

Alabama.....250 000 000 - 7 13 0 (46-12)
LSU105 100 50X - 12 13 1 (48-11)
WP-Joey Painich (8-2) LP-Andy Bernard (4-4) T-2:41
A-4030 HR UA - David Tidwell (8), Joe Caruso (11), G.W.
Keller (19) HR LS - Brandon Larson (32), Trey McClure 2
(9), Tom Bernhardt (13), Clint Earnhart (4)

May 17, 1997, Game 10, Florida 17, Auburn 5

Florida212 030 135 - 17 19 1 (38-21)
Auburn000 011 210 - 5 6 4 (45-14)
WP-Matt McClendon (7-5) LP-Finley Woodward (2-4)
T-3:07 A-4108 HR UF - Derek Nicholson (9), Brian
Haught (9)

May 17, 1997, Game 11, Alabama 6, Florida 3

Alabama.....201 100 002 - 6 8 1 (47-12)
Florida010 010 100 - 3 8 2 (38-22)
WP-Heath Henderson (11-2) Save-Doug Hurst(3)
LP-Tommy Bond (2-3) T-3:21 A-3909 HR UA - David
Tidwell (9)

May 18, 1997, Game 12, Alabama 12, LSU 2

LSU100 100 000 - 2 6 2 (48-12)
Alabama.....331 001 31X - 12 18 1 (48-12)
WP-Michael Daniel (5-0) LP-Eric Berthelot (6-3) T-2:54
A-4268 HR LS - Blair Barbier (14), Trey McClure (14) HR
UA - Joe Caruso (12)

1998

Hoover, Ala. • Hoover Metropolitan Stadium • May 13-17

May 13, 1998, Game 1, Miss. State 9, S. Carolina 8

Mississippi State002 023 110 - 9 12 1 (36-18)
South Carolina101 300 210 - 8 12 2 (42-15)
WP-Matt Ginter (5-3) Save-Van Johnson(9) LP-Kip
Bouknight (10-3) T-2:56 A-2853 HR MS - Richard Lee
2 (15)

May 13, 1998, Game 2, Arkansas 8, LSU 4

Arkansas.....003 311 000 - 8 16 0 (35-18)
LSU010 010 002 - 4 7 2 (41-16)
WP-Rob Quarnstrom (4-2) LP-Jake Esteves (9-2) T-3:04
A-3859 HR LS - Clint Earnhart (7)

May 13, 1998, Game 3, Auburn 11, Alabama 8

Auburn210 200 510 - 11 18 2 (40-15)
Alabama.....004 020 002 - 8 15 3 (40-15)
WP-Chris Bootcheck (7-2) LP-Pete Fisher (5-8) T-3:17
A-14390 HR UA - Jayson Cox (12)

May 13, 1998, Game 4, Florida 6, Kentucky 4

Kentucky000 030 100 - 4 10 1 (26-30)
Florida000 100 41X - 6 6 1 (42-13)
WP-Matt McClendon (8-3) Save-Josh Fogg(12) LP-Matt
Borne (3-6) T-2:39 A-1521 HR UK - Jason Colemire
(15)

SEC TOURNAMENT RESULTS

May 14, 1998, Game 5, LSU 6, S. Carolina 0

South Carolina.....000 000 000 - 0 5 0 (42-17)
 LSU.....110 000 04X - 6 8 0 (42-16)
 WP-Randy Keisler (8-5) LP-Brett Jodie (6-6) T-2:25
 A-3062 HR LS - Danny Higgins (10), Brad Cresse (22)

May 14, 1998, Game 6, Alabama 8, Kentucky 3

Alabama.....000 120 401 - 8 12 3 (41-15)
 Kentucky.....001 200 000 - 3 8 5 (26-31)
 WP-Jarrod Kingery (7-3) LP-Brandon Webb (4-5) T-2:51
 A-4127 HR UA - Andy Phillips (21), G.W. Keller (12),
 Matt Frick (20)

May 14, 1998, Game 7, Arkansas 10, Miss. State 3

Arkansas.....311 202 001 - 10 21 1 (36-18)
 Mississippi State.....000 110 010 - 3 12 3 (36-19)
 WP-David Walling (10-3) Save-Rodney Nye(4) LP-Jeremy
 Jackson (9-2) T-3:17 A-4467

May 14, 1998, Game 8, Auburn 6, Florida 4

Florida.....103 000 000 - 4 10 0 (42-14)
 Auburn.....001 000 41X - 6 8 3 (41-15)
 WP-Kevin Knorst (5-2) Save-Colter Bean(5) LP-Josh
 Fagg (6-2) T-2:44 A-6017 HR UA - Hayden Gliemmo
 (3)

May 15, 1998, Game 9, Miss. State 7, LSU 5

LSU.....000 030 200 - 5 7 0 (42-17)
 Mississippi State.....203 110 00X - 7 10 0 (37-19)
 WP-Chris Reinike (5-6) Save-Brian Compton(1) LP-Doug
 Thompson (9-4) T-2:32 A-4292 HR LS - Trey McClure
 (24), Eddy Furniss (25) HR MS - Brad Freeman (10)

May 15, 1998, Game 10, Alabama 3, Florida 2

Alabama.....000 000 102 - 3 10 0 (42-15)
 Florida.....000 020 000 - 2 8 2 (42-15)
 WP-Paul Phillips (1-0) LP-Brad Wilkerson (9-4) T-2:59
 A-9515 HR UA - Jeff Dragg (1)

May 16, 1998, Game 11, Arkansas 7, Miss. State 3

Mississippi State.....100 011 000 - 3 11 1 (37-20)
 Arkansas.....200 000 320 - 7 12 3 (37-18)
 WP-Kevin Vent (5-0) Save-Dan Wright(1) LP-Mark Freed
 (6-5) T-2:58 A-3214 HR AR - Rodney Nye (14)

May 16, 1998, Game 12, Alabama 4, Auburn 3

Auburn.....100 101 000 - 3 13 1 (41-16)
 Alabama.....010 120 00X - 4 10 2 (43-15)
 WP-Pete Fisher (6-8) Save-Paul Phillips(2) LP-Brent
 Schoening (10-5) T-2:49 A-10410 HR UA - Todd Faulk-
 ner (15) HR UA - Drew Bounds 2 (10)

May 16, 1998, Game 13, Auburn 9, Alabama 1

Alabama.....010 000 00 - 1 4 2 (43-16)
 Auburn.....011 200 32 - 9 13 0 (42-16)
 WP-Hayden Gliemmo (12-3) LP-Jon Blankenship (7-2)
 T-2:35 A-8222 HR UA - Todd Faulkner (16)

May 17, 1998, Game 14, Auburn 7, Arkansas 5

Auburn.....100 030 201 - 7 11 0 (43-16)
 Arkansas.....001 111 010 - 5 12 4 (37-19)
 WP-Colter Bean (4-3) LP-Dan Wright (1-7) T-2:51
 A-10612

1999

Hoover, Ala. • Hoover Metropolitan Stadium • May 19-23

May 19, 1999, Game 1, Alabama 7, Ole Miss 6

Ole Miss.....100 002 003 - 6 17 0 (32-25)
 Alabama.....400 002 001 - 7 11 0 (43-14)
 WP-B.J. Green (5-1) LP-Jeff McAvoy (8-5) T-2:59
 A-7595 HR UM - Brad Henderson (8)

May 19, 1999, Game 2, Miss. State 7, S. Carolina 5

Mississippi State.....000 000 400 3 - 7 13 2 (39-17)
 South Carolina.....002 010 100 1 - 5 11 3 (35-22)
 WP-Matt Ginter (8-7) LP-Jamie Poston (1-1) T-3:00
 A-4901

May 19, 1999, Game 3, Auburn 6, LSU 2

Auburn.....013 200 000 - 6 9 0 (42-14)
 LSU.....010 001 000 - 2 12 1(36-20-1)
 WP-Brent Schoening (12-1) Save-Kevin Knorst(3)
 LP-Bryan Grace (4-2) T-3:07 A-8094 HR LS - Jeremy
 Witten (6)

May 19, 1999, Game 4, Arkansas 6, Kentucky 4

Kentucky.....001 001 101 - 4 9 1 (25-31)
 Arkansas.....300 003 00X - 6 6 0 (38-19)
 WP-Wes McCrotty (5-1) Save-Kevin Vent(3) LP-Nathan
 Kent (5-7) T-2:21 A-3843 HR AR - Rodney Nye (20)

May 20, 1999, Game 5, Ole Miss 2, S. Carolina 0

South Carolina.....000 000 000 - 0 3 0 (35-23)
 Ole Miss.....200 000 00X - 2 4 0 (33-25)
 WP-Dan McShea (6-3) LP-Kip Bouknight (7-4) T-1:54
 A-1836

May 20, 1999, Game 6, LSU 10, Kentucky 0

LSU.....500 201 2 - 10 10 1(37-20-1)
 Kentucky.....000 000 0 - 0 3 5 (25-32)
 WP-Kurt Ainsworth (11-5) LP-Brandon Webb (3-8)
 T-2:17 A-3869

May 20, 1999, Game 7, Alabama 4, Miss. State 3

Alabama.....001 002 100 - 4 7 1 (44-14)
 Mississippi State.....000 000 012 - 3 10 3 (39-18)
 WP-Kevin Marzoin (3-0) Save-Scott Murphy(2) LP-Hank
 Thoms (7-5) T-2:24 A-10721

May 20, 1999, Game 8, Auburn 3, Arkansas 2

Arkansas.....200 000 000 00-2 9 1 (38-20)
 Auburn.....002 000 000 01-3 8 2 (43-14)
 WP-Colter Bean (4-2) LP-Greg Gilleland (1-2) T-3:13
 A-9853

May 21, 1999, Game 9, Miss. State 2, Ole Miss 0

Mississippi State.....100 000 001 - 2 8 0 (40-18)
 Ole Miss.....000 000 000 - 0 4 0 (33-26)
 WP-Tanner Brock (4-0) Save-Adam Larson(2) LP-Na-
 than Lyons (4-4) T-2:12 A-3401

May 21, 1999, Game 10, Arkansas 9, LSU 8

LSU.....110 201 210 - 8 10 2 (37-21-1)
 Arkansas.....006 200 10X - 9 9 1 (39-20)
 WP-Matt Riethmaier (5-2) Save-Kevin Vent(4) LP-Brian
 Tallet (3-4) T-3:29 A-5515 HR LS - Brad Hawpe (9)

May 22, 1999, Game 11, Alabama 12, Miss. State 11

Alabama.....202 040 031 - 12 12 1 (45-14)
 Mississippi State.....000 300 233 - 11 17 1 (40-19)
 WP-Scott Murphy (7-0) Save-B.J. Green(1) LP-Justin
 Estel (2-1) T-3:18 A-11129 HR MS - Jon Knott (13)

May 22, 1999, Game 12, Arkansas 9, Auburn 5

Arkansas.....600 011 100 - 9 11 1 (40-20)
 Auburn.....110 000 300 - 5 7 3 (43-15)
 WP-Brad Bohannon (2-0) LP-Hayden Gliemmo (12-6)
 T-2:42 A-7536 HR AR - Ryan Lundquist (14), Ike Pohle
 (5) HR UA - Jamie Kersh (11)

May 22, 1999, Game 13, Arkansas 9, Auburn 6

Auburn.....002 040 000 - 6 13 7 (43-16)
 Arkansas.....202 103 01X - 9 9 0 (41-20)
 WP-Travis McDaniel (1-0) LP-Jon Renfro (1-1) T-2:59
 A-4415

May 23, 1999, Game 14, Alabama 9, Arkansas 3

Arkansas.....200 000 001 - 3 8 2 (41-21)
 Alabama.....020 123 10X - 9 12 0 (46-14)
 WP-Jeremy Vaughn (1-0) LP-Wes McCrotty (5-2) T-2:51
 A-16165 HR UA - Brent Boyd (5), Kelley Gulledege (9)

2000

Hoover, Ala. • Hoover Metropolitan Stadium • May 17-21

May 17, 2000, Game 1, Alabama 9, Miss. State 3

Alabama.....010 100 700 - 9 13 0 (37-20)
 Mississippi State.....000 021 000 - 3 9 0 (38-16)
 WP-Bryce Heath (4-1) LP-Kevin Donovan (5-4) T-3:19
 A-0 HR UA - Kelley Gulledege (9) HR MS - Phillip
 Willingham (8)

May 17, 2000, Game 2, LSU 11, Georgia 3

Georgia.....000 201 00 - 3 4 2 (31-25)
 LSU.....010 060 22 - 11 18 4 (40-17)
 WP-Brian Tallet (12-3) LP-Chris Clark (7-4) T-2:58
 A-6299

May 17, 2000, Game 3, Florida 7, Auburn 2

Auburn.....000 010 010 - 2 5 4 (40-17)
 Florida.....610 000 00X - 7 8 0 (39-20)
 WP-Mike Smalley (6-7) LP-Levale Speigner (2-3) T-2:40
 A-0 HR UA - Bobby Huddleston (2)

May 17, 2000, Game 4, Kentucky 6, S. Carolina 4

Kentucky.....010 301 010 - 6 11 1(38-18-1)
 South Carolina.....101 100 010 - 4 11 2 (50-7)
 WP-Brandon Webb (7-3) Save-Jon Hooker(4) LP-Kip
 Bouknight (15-1) T-2:30 A-8108

May 18, 2000, Game 5, Georgia 5, Miss. State 0

Mississippi State.....000 000 000 - 0 6 1 (38-17)
 Georgia.....000 200 300 - 5 13 0 (32-25)
 WP-Jeffery Carswell (5-5) LP-Mark Freed (8-1) T-2:20
 A-0 HR UG - Neufeld

May 18, 2000, Game 6, S. Carolina 11, Auburn 4

South Carolina.....100 010 315 - 11 7 1 (51-7)
 Auburn.....000 002 020 - 4 8 2 (40-18)
 WP-Peter Bauer (12-1) Save-Scott Barber(13) LP-Chris
 Bootcheck (9-1) T-2:49 A-5115 HR SC - Chris Plummer
 (8)

May 18, 2000, Game 7, LSU 18, Alabama 12

LSU.....420 700 023 - 18 17 3 (41-17)
 Alabama.....009 300 000 - 12 16 1 (37-21)
 WP-Billy Brian (5-2) Save-Trey Hodges(1) LP-Ben King
 (0-1) T-3:55 A-0 HR LS - Ryan Theriot (2), Brad Hawpe
 (7) HR UA - Kelley Gulledege (9)

May 18, 2000, Game 8, Florida 8, Kentucky 7

Florida.....002 210 201 - 8 14 1
 (40-20-1)
 Kentucky.....100 000 204 - 7 11 1
 (38-19-1)
 WP-Joey Simon (9-2) Save-Jay Belflower(5) LP-Scott
 Wade (7-7) T-2:53 A-9252 HR UF - Brian Haight (2)

May 19, 2000, Game 9, Alabama 12, Georgia 4

Georgia.....020 110 0 - 4 11 1 (32-26)
 Alabama.....100 520 4 - 12 14 2 (38-21)
 WP-Jeremy Vaughn (7-2) LP-Bill Sharpton (3-5) T-2:30
 A-0 HR UA - Kelley Gulledege (11), Aaron Clark (6), Ben
 King (12)

May 19, 2000, Game 10, S. Carolina 12, Kentucky 5

Kentucky.....012 001 100 - 5 11 1(39-21-1)
 South Carolina.....400 070 01X - 12 11 0 (52-7)
 WP-Scott Barber (8-1) LP-Rob Corrado (5-3) T-2:33
 A-4832 HR SC - Tripp Kelly



SEC TOURNAMENT RESULTS

May 20, 2000, Game 11, LSU 6, Alabama 5

Alabama.....003 000 101 - 5 8 3 (38-22)
 LSU.....120 001 02X - 6 8 2 (42-17)
 WP-Shane Youman (2-0) LP-Michael Rainwater (1-1)
 T-2:58 A-7714 HR UA - Kelley Gullledge (12) HR LS - Brad Cresse (25)

May 20, 2000, Game 12, Florida 12, S. Carolina 4

South Carolina.....031 000 00 - 4 10 5 (52-8)
 Florida.....070 101 03 - 12 11 2 (41-20-1)
 WP-Eddie Rojas (6-0) Save-KO Wiegandt(1) LP-Steven Whetstone (0-2) T-2:56 A-3224 HR SC - Drew Meyer (9)

May 21, 2000, Game 13, LSU 9, Florida 6

Florida.....203 100 000 - 6 13 5 (41-21-1)
 LSU.....700 001 01X - 9 9 1 (43-17)
 WP-Hunter Gomez (9-1) Save-Brian Tallet(1) LP-Stuart McFarland (1-1) T-3:09 A-5103 HR UF - Matt Siegel (5) HR LS - Jeremy Witten (5), Wally Pontiff (5)

2001

Hoover, Ala. • Hoover Metropolitan Stadium • May 16-20

May 16, 2001, Game 1, Ole Miss 17, Tennessee 6

Ole Miss.....318 030 2 - 17 18 1 (37-19-1)
 Tennessee.....101 022 0 - 6 8 4 (41-16)
 WP-Pete Montrenes (10-4) LP-Justin Parker (4-3) T-2:35 A-0 HR UT - Brandon Hopkins (3)

May 16, 2001, Game 2, LSU 10, Florida 0

Florida.....000 000 0 - 0 3 0 (33-24)
 LSU.....072 010 X - 10 11 0 (38-18-1)
 WP-Josh Scobie (4-1) L-Keith Brice (2-6) T-2:13 A-3522 HR LS - Mike Fontenot (11), Matt Heath (10)

May 16, 2001, Game 3, Miss. State 2, S. Carolina 1

South Carolina.....000 010 000 - 1 7 1 (41-16)
 Mississippi State.....100 000 01X - 2 9 0 (33-21)
 Paul Maholm (7-4) Save-Brandon Medders(5) LP-Kip Bouknight (9-3) T-2:03 A-0 HR MS - Michael Brown (4)

May 16, 2001, Game 4, Georgia 8, Auburn 4

Auburn.....000 000 040 - 4 9 1 (35-18)
 Georgia.....104 001 20X - 8 15 1 (41-16)
 Shaun Helmey (3-1) LP-Levale Speigner (8-2) T-3:10 A-10816

May 17, 2001, Game 5, Florida 9, Tennessee 3

Tennessee.....000 011 100 - 3 8 4 (41-17)
 Florida.....310 000 41X - 9 11 1 (34-24)
 WP-Jay Belflower (4-3) Save-Keith Ramsey(9) LP-Dusty Johnson (3-1) T-2:47 A-0 HR UT - Jeff Christensen (9) HR UF - Matt Goss (11)

May 17, 2001, Game 6, S. Carolina 5, Auburn 4

Auburn.....100 100 002 - 4 7 2 (35-19)
 South Carolina.....300 001 10X - 5 9 1 (42-16)
 WP-Brett Price (6-0) Save-Lee Gronkiewicz(16) LP-Cory Duetitt (3-4) T-2:29 A-4184 HR SC - Marcus McBeth (15), Garris Gonc (7), Tim Whittaker (18)

May 17, 2001, Game 7, LSU 13, Ole Miss 2

LSU.....600 020 5 - 13 13 1 (39-18-1)
 Ole Miss.....000 001 1 - 2 4 1 (37-20-1)
 WP-Lane Mestepey (10-3) LP-Adam Yates (7-3) T-2:17 A-0 HR LS - Mike Fontenot (12), Zeph Zinsman (12)

May 17, 2001, Game 8, Miss. State 8, Georgia 4

Mississippi State.....200 400 020 - 8 9 2 (34-21)
 Georgia.....101 010 100 - 4 9 3 (41-17)
 WP-Chris Young (4-1) Save-Josh Wooten(4) LP-Jeremy Brown (7-3) T-3:07 A-7510 HR MS - Jason Burkley (3)

May 18, 2001, Game 9, Ole Miss 7, Florida 6

Florida.....003 100 020 - 6 13 3 (34-25)
 Ole Miss.....300 010 30X - 7 8 0 (38-20-1)
 WP-Nick Bradshaw (4-1) Save-Glen Morris(9) LP-Alex Hart (3-3) T-3:16 A-0

May 18, 2001, Game 10, S. Carolina 10, Georgia 2

Georgia.....000 002 000 - 2 4 2 (41-18)
 South Carolina.....002 143 00X - 10 12 4 (43-16)
 WP-Chris Spigner (7-4) LP-Scott Murphy (5-2) T-2:29 A-5696 HR SC - Tim Whittaker (19)

May 19, 2001, Game 11, LSU 12, Ole Miss 6

Ole Miss.....000 200 112 - 6 11 2 (38-21-1)
 LSU.....320 321 01X - 12 9 1 (40-18-1)
 WP-Tim Nugent (7-2) LP-Mike Gray (3-3) T-3:15 A-4023 HR UM - Josh Christian 2 (12) HR LS - Todd Linden 2 (18), Sean Barker (3)

May 19, 2001, Game 12, S. Carolina 7, Miss. St. 6

South Carolina.....100 005 001 - 7 12 1 (44-16)
 Mississippi State.....000 004 200 - 6 7 2 (34-22)
 WP-Lee Gronkiewicz (2-1) LP-Josh Wooten (3-5) T-2:52 A-5220 HR SC - Garris Gonc (8), Byron Jeffcoat (13)

May 19, 2001, Game 13, Miss. State 1, S. Carolina 0

Mississippi State.....000 010 000 - 1 8 0 (35-22)
 South Carolina.....000 000 000 - 0 8 1 (44-17)
 WP-Joey Collums (3-3) Save-Brandon Medders(6) LP-Blake Taylor (3-3) T-2:18 A-3049

May 20, 2001, Game 14, Miss. State 4, LSU 1

LSU.....001 000 000 - 1 4 1 (40-19-1)
 Mississippi State.....300 100 00X - 4 9 1 (36-22)
 WP-Chris Young (5-1) LP-Shane Youman (3-2) T-3:00 A-10029

2002

Hoover, Ala. • Hoover Metropolitan Stadium • May 22-26

May 22, 2002, Game 1, Florida 7, Georgia 2

Georgia.....002 000 000 - 2 5 4 (30-26)
 Florida.....000 300 13X - 7 6 1 (41-15)
 WP-Jimmy Ramshaw (5-3) LP-Jason Fellows (1-2) T-2:20 A-0 HR UF - Ben Harrison (7)

May 22, 2002, Game 2, Alabama 12, Miss. State 2

Mississippi State.....200 000 00 - 2 9 2 (33-23-1)
 Alabama.....323 020 11 - 12 18 0 (45-12)
 WP-Taylor Tankersley (8-4) LP-Tanner Brock (7-5) T-2:37 A-10111 HR UA - Scott McClanahan (13)

May 22, 2002, Game 3, LSU 2, Auburn 1

Auburn.....000 000 100 - 1 6 0 (34-23)
 LSU.....000 200 00X - 2 3 2 (39-17)
 WP-Lane Mestepey (11-3) LP-Colby Paxton (8-5) T-1:47 A-0 HR LS - Sean Barker (6)

May 22, 2002, Game 4, S. Carolina 10, Arkansas 1

Arkansas.....000 000 100 - 1 6 2 (30-25)
 South Carolina.....202 020 40X - 10 10 0 (45-12)
 WP-Gary Bell (9-3) LP-Charlie Isaacson (4-7) T-2:11 A-8501 HR SC - Garris Gonc (15)

May 23, 2002, Game 5, Miss. State 10, Georgia 3

Mississippi State.....220 001 041 - 10 14 1 (34-23-1)
 Georgia.....000 000 030 - 3 6 2 (30-27)
 WP-Paul Maholm (10-3) LP-Mickey Westphal (5-5) T-2:30 A-0

May 23, 2002, Game 6, Arkansas 8, Auburn 5

Arkansas.....102 040 100 - 8 15 3 (31-25)
 Auburn.....201 020 000 - 5 11 1 (34-24)
 WP-Scott Roehl (4-0) LP-Arnold Hughey (2-3) T-2:53 A-4384

May 23, 2002, Game 7, Alabama 7, Florida 4

Alabama.....001 101 130 - 7 9 0 (46-12)
 Florida.....100 000 030 - 4 8 1 (41-16)
 WP-Lance Cormier (10-3) Save-Brian Reed(9) LP-Alex Hart (13-2) T-2:57 A-0 HR UA - Brent Boyd (8)

May 23, 2002, Game 8, LSU 8, S. Carolina 3

LSU.....000 002 510 - 8 11 0 (40-17)
 South Carolina.....001 011 000 - 3 12 1 (45-13)
 WP-Brian Wilson (9-4) LP-Blake Taylor (5-1) T-2:40 A-10263 HR LS - Sean Barker (7)

May 24, 2002, Game 9, Florida 5, Miss. State 0

Florida.....010 000 031 - 5 11 0 (42-16)
 Mississippi State.....000 000 000 - 0 6 1 (34-24-1)
 WP-Keith Ramsey (8-3) LP-Chris Young (5-2) T-2:35

May 24, 2002, Game 10, S. Carolina 6, Arkansas 2

South Carolina.....020 200 101 - 6 11 1 (46-13)
 Arkansas.....000 100 010 - 2 10 2 (31-26)
 WP-David Marchbanks (9-3) Save-Blake Taylor(18) LP-Jarrett Gardner (3-3) T-2:32 A-5870 HR AR - Cliff Crouse (4)

May 25, 2002, Game 11, Florida 7, Alabama 4

Florida.....230 010 001 - 7 10 1 (43-16)
 Alabama.....010 001 110 - 4 10 2 (46-13)
 WP-Mike Pete (4-0) Save-Kevin Coleman(6) LP-Shane Sanders (8-3) T-2:40 A-10907 HR UF - Pat Osborn (14)

May 25, 2002, Game 12, S. Carolina 10, LSU 8

South Carolina.....104 001 040 - 10 11 1 (47-13)
 LSU.....030 211 010 - 8 13 2 (40-18)
 WP-Matt Campbell (3-2) Save-John Wesley(1) LP-Jake Tompkins (5-1) T-3:06 A-4688 HR LS - Jon Zeringue (2)

May 25, 2002, Game 13, Alabama 11, Florida 9

Alabama.....200 504 000 - 11 12 3 (47-13)
 Florida.....025 010 001 - 9 15 2 (43-17)
 WP-Brian Reed (5-0) Save-Jeffrey Norris(1) LP-Jamie Goldfarb (2-4) T-2:48 A-0 HR UA - Travis Garner (6), Peter Stonard (5), Jeremy Brown (11), Scott McClanahan (14) HR UF - Ben Harrison (8)

May 25, 2002, Game 14, S. Carolina 5, LSU 4

LSU.....001 001 002 - 4 9 2 (40-19)
 South Carolina.....000 030 20X - 5 8 1 (48-13)
 WP-Aaron Rawl (5-1) Save-Blake Taylor(19) LP-Bo Pettit (8-7) T-2:38 A-8610 HR SC - Steve Thomas (10)

May 26, 2002, Game 15, Alabama 6, S. Carolina 2

South Carolina.....000 010 001 - 2 10 0 (48-14)
 Alabama.....320 000 10X - 6 10 0 (48-13)
 WP-Jeffrey Norris (5-1) LP-Chris Hernandez (1-1) T-2:26 A-13367 HR SC - Demetrick Smith (2)

SEC TOURNAMENT RESULTS



2003

Hoover, Ala. • Hoover Metropolitan Stadium • May 22-25

May 22, 2003, Game 1, Auburn 3, Vanderbilt 1

Vanderbilt.....000 001 000 - 1 5 1 (27-27)
Auburn.....000 010 20X - 3 7 1 (39-17)
WP-Cory Dueitt (7-2) Save-Steven Register(15) LP-Jeremy Sowers (7-5) T-2:29 A-8045

May 22, 2003, Game 2, Alabama 9, S. Carolina 7

Alabama.....100 005 201 - 9 10 2 (34-22)
South Carolina.....000 401 200 - 7 15 1 (38-19)
WP-Jared Woodward (3-0) Save-Brian Reed(12) LP-Aaron Rawl (6-3) T-3:10 A-8045

May 22, 2003, Game 3, Miss. State 5, Ole Miss 4

Ole Miss.....100 000 102 000 - 4 11 1(33-24)
Mississippi State.....010 010 101 001 - 5 14 1(39-16-1)
WP-Jamie Gant (4-1) LP-Brae Wright (4-4) T-3:52
A-8359 HR MS - Thomas Berkery (6)

May 22, 2003, Game 4, LSU 5, Arkansas 4

Arkansas.....000 020 020 - 4 8 0 (34-19)
LSU.....003 100 10X - 5 10 1 (38-18-1)
WP-Jason Determann (5-0) Save-Billy Sadler(4) LP-Jarrett Gardner (4-5) T-2:19 A-8359

May 23, 2003, Game 5, S. Carolina 3, Vanderbilt 2

South Carolina.....000 010 020 - 3 3 0 (39-19)
Vanderbilt.....000 001 001 - 2 11 2 (27-28)
WP-David Marchbanks (13-2) Save-Aaron Rawl(6) LP-Ryan Mullins (3-8) T-2:15 A-4272

May 23, 2003, Game 6, Ole Miss 8, Arkansas 7

Arkansas.....200 200 110 01 - 7 16 3(34-20)
Ole Miss.....200 031 000 02 - 8 13 3(34-24)
WP-Brian Pettway (1-0) LP-Charley Boyce (5-5) T-3:45
A-4272 HR AR - Andrew Wishy (8)

May 23, 2003, Game 7, Alabama 7, Auburn 5

Auburn.....000 100 400 - 5 10 1 (39-18)
Alabama.....000 300 04X - 7 9 3 (35-22)
WP-Taylor Tankersley (7-4) LP-Steven Register (3-2) T-3:04 A-14427

May 23, 2003, Game 8, LSU 7, Miss. State 2

Mississippi State.....002 000 000 - 2 11 4(39-17-1)
LSU.....032 000 02X - 7 4 0(39-18-1)
WP-Nate Brumstead (10-2) LP-Alan Johnson (5-4) T-2:28 A-14427

May 24, 2003, Game 9, Auburn 5, S. Carolina 1

Auburn.....201 000 002 - 5 10 0 (40-18)
South Carolina.....000 000 001 - 1 5 3 (39-20)
WP-Arnold Hughey (6-5) LP-Matt Campbell (5-4) T-2:39 A-7568

May 24, 2003, Game 10, Miss. State 4, Ole Miss 1

Ole Miss.....000 010 000 - 1 9 2 (34-25)
Mississippi State.....010 102 00X - 4 7 0 (40-17-1)
WP-Jamie Gant (5-1) LP-Mark Holliman (4-7) T-2:47 A-7568

May 24, 2003, Game 11, Alabama 13, Auburn 3

Alabama.....001 155 1 - 13 15 0 (36-22)
Auburn.....002 010 0 - 3 9 2 (40-19)
WP-Seth Johnson (7-5) LP-Eric Brandon (3-4) T-2:49
A-12673 HR UA - Adam Pavkovich (10), Allen Rice (7)
HR AU - Javon Moran (4)

May 24, 2003, Game 12, LSU 17, Miss. State 5

LSU.....950 003 0 - 17 11 1(40-18-1)
Mississippi State.....000 302 0 - 5 6 4(40-18-1)
WP-Bo Pettit (9-2) LP-Todd Nicholas (5-4) T-2:42
A-12673 HR MS - J.B. Tucker (2)

May 25, 2003, Game 13, Alabama 10, LSU 3

LSU.....000 001 011 - 3 12 5(40-19-1)
Alabama.....030 000 34X - 10 12 1 (37-22)
WP-Jeffrey Norris (6-2) LP-Justin Meier (7-3) T-3:03
A-11705

2004

Hoover, Ala. • Hoover Metropolitan Stadium • May 26-30

May 26, 2004, Game 1, Florida 5, LSU 4

Florida.....210 000 100 1 - 5 9 1 (39-18)
LSU.....201 000 100 0 - 4 11 0 (41-16)
WP-Darren O'Day (8-1) LP-Jason Determann (5-4) T-3:07 A-0 HR UF - Matt LaPorta (13)

May 26, 2004, Game 2, Vanderbilt 6, Georgia 0

Vanderbilt.....102 030 000 - 6 10 1 (40-16)
Georgia.....000 000 000 - 0 3 1 (37-19)
WP-Jeremy Sowers (9-5) LP-Mitchell Boggs (2-3) T-2:20 A-5366

May 26, 2004, Game 3, S. Carolina 7, Ole Miss 6

South Carolina.....000 100 104 1 - 7 10 3 (42-15)
Ole Miss.....000 000 060 0 - 6 6 0 (39-18)
WP-Chad Blackwell (4-3) LP-Stephen Head (6-2) T-2:51
A-0 HR SC - Steven Tolleson (3), Steve Pearce (16) HR UM - Stephen Head (12)

May 26, 2004, Game 4, Tennessee 8, Arkansas 6

Tennessee.....200 000 100 0032-8 10 1 (37-20)
Arkansas.....000 000 102 0030-6 13 4 (37-20)
WP-Scot Drucker (8-3) Save-Craig Cobb(1) LP-Caton Hall (5-2) T-3:30 A-5213 HR AR - Haas Pratt (6)

May 27, 2004, Game 5, Georgia 1, LSU 0

LSU.....000 000 000 - 0 4 1 (41-17)
Georgia.....000 000 001 - 1 7 0 (38-19)
WP-Will Startup (5-2) LP-Lane Mestepey (5-3) T-1:57

May 27, 2004, Game 6, Arkansas 4, Ole Miss 3

Ole Miss.....000 000 102 - 3 9 4 (39-19)
Arkansas.....000 020 20X - 4 5 1 (38-20)
WP-Charley Boyce (8-2) Save-Jay Sawatski(5) LP-Anthony Cupps (3-4) T-2:38 A-6428 HR UM - Alex Presley (6)

May 27, 2004, Game 7, Vanderbilt 3, Florida 0

Vanderbilt.....200 100 000 - 3 7 0 (41-16)
Florida.....000 000 000 - 0 7 1 (39-19)
WP-Ryan Mullins (8-2) Save-Jensen Lewis(2) LP-Tommy Boss (3-5) T-2:14 A-0 HR VU - Cesar Nicolas (14)

May 27, 2004, Game 8, S. Carolina 5, Tennessee 1

Tennessee.....000 010 000 - 1 4 4 (37-21)
South Carolina.....020 020 01X - 5 6 2 (43-15)
WP-Aaron Rawl (11-4) Save-Chad Blackwell(13) LP-Craig Cobb (3-4) T-2:07 A-6547

May 28, 2004, Game 9, Florida 7, Georgia 0

Georgia.....000 000 000 - 0 3 1 (38-20)
Florida.....000 301 30X - 7 7 1 (40-19)
WP-Connor Falkenbach (9-6) LP-Michael Hyle (7-2) T-2:15 A-0 HR UF - C.J. Smith (14)

May 28, 2004, Game 10, Arkansas 4, Tennessee 1

Arkansas.....100 011 100 - 4 8 2 (38-20)
Tennessee.....000 001 000 - 1 6 2 (37-22)
WP-Trey Holloway (2-1) LP-Derek Tharpe (6-1) T-2:36 A-7052

May 29, 2004, Game 11, Vanderbilt 6, Florida 5

Florida.....020 000 001 020 - 5 10 0(40-20)
Vanderbilt.....102 000 000 021 - 6 15 1(42-16)
WP-Jensen Lewis (6-4) LP-Steven Porter (1-3) T-3:29
A-3136 HR VU - Ryan Klosterman (7)

May 29, 2004, Game 12, S. Carolina 3, Arkansas 2

Arkansas.....000 000 002 - 2 10 1 (39-21)
South Carolina.....100 002 00X - 3 4 1 (44-15)
WP-Billy Buckner (6-2) Save-Chad Blackwell(14) LP-Justin White (2-3) T-2:29 A-3029

May 30, 2004, Game 13, S. Carolina 3, Vanderbilt 2

South Carolina.....100 002 000 - 3 9 2 (45-15)
Vanderbilt.....100 010 000 - 2 11 0 (42-17)
WP-Zac McCamie (6-0) Save-Chad Blackwell(15) LP-Jeff Sues (4-1) T-2:33 A-7882

2005

Hoover, Ala. • Hoover Metropolitan Stadium • May 25-29
• (First with No. 1 Seed in Game 3)

May 25, 2005, Game 1, Miss. State 9, LSU 2

Mississippi State.....401 120 100 - 9 17 0 (37-20)
LSU.....000 000 200 - 2 9 1 (38-19)
WP-Alan Johnson (4-6) LP-Lane Mestepey (6-8) T-3:03

May 25, 2005, Game 2, S. Carolina 12, Tennessee 2

South Carolina.....040 012 401 - 12 18 1 (39-19)
Tennessee.....200 000 000 - 2 8 2 (39-18)
WP-Aaron Rawl (9-5) LP-Chris Howell (1-4) T-2:46
A-7989 HR SC - Steve Pearce (19)

May 25, 2005, Game 3, Florida 9, Arkansas 8

Arkansas.....210 020 210 - 8 14 2 (37-19)
Florida.....100 010 061 - 9 13 5 (39-18)
WP-Darren O'Day (7-3) LP-Charley Boyce (10-8) T-3:32
A-0 HR UF - Jeff Corzaletti (7)

May 25, 2005, Game 4, Ole Miss 3, Alabama 1

Alabama.....000 000 001 - 1 6 3 (37-20)
Ole Miss.....021 000 00X - 3 6 1 (41-16)
WP-Mark Holliman (7-3) Save-Stephen Head(6) LP-Wade LeBlanc (4-5) T-2:36 A-11318

May 26, 2005, Game 5, Tennessee 5, LSU 1

LSU.....000 010 000 - 1 8 2 (38-20)
Tennessee.....200 100 20X - 5 11 0 (40-18)
WP-Luke Hochevar (14-2) LP-Clay Dirks (10-3) T-3:03
A-0 HR LS - Blake Gill (6) HR UT - Kelly Edmundson (8)

May 26, 2005, Game 6, Alabama 5, Arkansas 4

Arkansas.....202 000 000 - 4 7 1 (37-20)
Alabama.....211 000 01X - 5 6 2 (38-20)
WP-Brent Carter (7-3) Save-David Robertson(7) LP-Charley Boyce (10-9) T-2:46 A-6452

May 26, 2005, Game 7, Miss. State 6, S. Carolina 2

Mississippi State.....050 000 100 - 6 11 1 (38-20)
South Carolina.....000 000 002 - 2 5 2 (38-20)
WP-Todd Doolittle (5-7) LP-Zac McCamie (8-4) T-2:38

May 26, 2005, Game 8, Florida 10, Ole Miss 7

Ole Miss.....000 004 300 - 7 13 2 (41-17)
Florida.....000 050 32X - 10 15 3 (40-18)
WP-Steven Porter (2-1) Save-Darren O'Day(6) LP-Stephen Head (7-3) T-3:29 A-7482 HR UM - Brian Pettway (18)



SEC TOURNAMENT RESULTS

May 27, 2005, Game 9, Tennessee 4, S. Carolina 1

Tennessee 000 000 400 - 4 10 1 (41-18)
South Carolina 010 000 000 - 1 3 3 (38-21)
WP-James Adkins (8-4) Save-Sean Watson(6) LP-Brent Marsh (3-3) T-2:51 A-0

May 27, 2005, Game 10, Ole Miss 5, Alabama 3

Alabama 100 001 010 - 3 5 1 (38-21)
Ole Miss 030 000 02X - 5 8 3 (42-17)
WP-Brian Pettway (2-1) LP-David Robertson (7-5)
T-2:56 A-11519 HR UM - Brian Pettway (19)

May 28, 2005, Game 11, Miss. State 3, Tennessee 2

Tennessee 000 000 002 - 2 13 0 (41-19)
Mississippi State 100 000 002 - 3 10 1 (39-20)
WP-Mike Valentine (6-0) LP-Craig Cobb (6-4) T-2:13 A-5446

May 28, 2005, Game 12, Ole Miss 14, Florida 1

Florida 000 010 0 - 1 2 0 (40-19)
Ole Miss 207 203 X - 14 16 0 (43-17)
WP-Anthony Cupps (8-3) LP-Bryan Ball (6-4) T-2:18 A-6162

May 28, 2005, Game 13, Ole Miss 4, Florida 2

Ole Miss 111 010 000 - 4 9 1 (44-17)
Florida 000 010 001 - 2 12 2 (40-20)
WP-Tommy Baumgardner (2-1) Save-Stoney Stone(1)
LP-Tommy Boss (6-4) T-2:53 A-6162 HR UM - Stephen Head (18) HR UF - Jeff Corsaletti (8)

May 29, 2005, Game 14, Miss. State 4, Ole Miss 1

Ole Miss 000 000 100 - 1 5 0 (44-18)
Mississippi State 003 010 00X - 4 9 0 (40-20)
WP-Brooks Dunn (6-2) Save-Brett Cleveland(4) LP-Mark Holliman (7-4) T-2:22 A-12290 HR MS - Jeff Butts (2)

2006

Hoover, Ala. • Hoover Metropolitan Stadium • May 24-28

May 24, 2006, Game 1, S. Carolina 4, Kentucky 2

South Carolina 000 000 004 - 4 8 0 (37-20)
Kentucky 000 000 101 - 2 5 2 (42-14)
WP-Mike Cisco (6-4) Save-Wynn Pelzer(5) LP-Tommy Warner (3-1) T-2:25 A-0 HR SC - Jon Willard (7) HR UK - Collin Cowgill (16), Sean Coughlin (17)

May 24, 2006, Game 2, Vanderbilt 9, Georgia 4

Vanderbilt 032 030 100 - 9 16 3 (34-23)
Georgia 110 002 000 - 4 7 2 (38-18)
WP-Matt Buschmann (5-4) LP-Mickey Westphal (6-1) T-2:34 A-4933

May 24, 2006, Game 3, LSU 4, Alabama 3

LSU 010 010 101 - 4 9 1 (35-22)
Alabama 000 000 021 - 3 4 0 (39-18)
WP-Clay Dirks (5-4) Save-Will Harris(4) LP-Bernard Robert (7-6) T-2:40 A-0 HR LS - Buzzy Haydel (1) HR UA - Kent Matthes (1)

May 24, 2006, Game 4, Ole Miss 9, Arkansas 4

Ole Miss 200 020 203 - 9 12 1 (37-20)
Arkansas 100 200 001 - 4 8 3 (38-18)
WP-Will Kline (4-2) Save-C. Satterwhite(2) LP-Nick Schmidt (9-3) T-3:32 A-12838

May 25, 2006, Game 5, Georgia 16, Kentucky 10

Georgia 001 540 303 - 16 22 1 (39-18)
Kentucky 111 110 203 - 10 15 2 (42-15)
WP-Brooks Brown (7-3) LP-Craig Snipp (7-4) T-3:42 A-0 HR UK - Ryan Strieby (20), John Shelby (17)

May 25, 2006, Game 6, Alabama 4, Arkansas 3

Arkansas 000 000 030 - 3 7 2 (38-19)
Alabama 000 000 40X - 4 7 0 (40-18)
WP-Wade LeBlanc (10-0) Save-David Robertson(10)
LP-Daryl Maday (2-2) T-2:48 A-5998 HR AR - David Hum (5)

May 25, 2006, Game 7, Vanderbilt 11, S. Carolina 1

South Carolina 001 000 0 - 1 6 0 (37-21)
Vanderbilt 006 005 X - 11 12 0 (35-23)
WP-David Price (9-4) LP-Jeff Jeffords (0-1) T-1:58 A-0 HR VU - Pedro Alvarez (18), Dominic de la Osa (8)

May 25, 2006, Game 8, Ole Miss 12, LSU 1

LSU 000 001 0 - 1 4 1 (35-23)
Ole Miss 314 202 X - 12 10 2 (38-20)
WP-Brett Bukvich (6-5) LP-Louis Coleman (5-6) T-2:15 A-7205 HR LS - Quinn Stewart (23) HR UM - Chris Coghlan (3)

May 26, 2006, Game 9, Georgia 16, S. Carolina 10

Georgia 005 360 020 - 16 22 3 (40-18)
South Carolina 360 001 000 - 10 11 2 (37-22)
WP-Trevor Holder (3-3) LP-Wynn Pelzer (4-4) T-3:42 A-0 HR UG - Joey Side (10), Gordon Beckham (11) HR SC - Justin Smoak (16), Phil Disher (2), Ian Paxton (5)

May 26, 2006, Game 10, Alabama 8, LSU 3

Alabama 300 110 102 - 8 8 1 (41-18)
LSU 001 000 200 - 3 9 5 (35-24)
WP-Tommy Hunter (10-3) Save-Jake McCarter(1)
LP-Chris Cahill (1-1) T-3:13 A-11923 HR UA - Kody Valverde (11)

May 27, 2006, Game 11, Georgia 5, Vanderbilt 4

Vanderbilt 001 000 300 - 4 9 0 (35-24)
Georgia 000 000 104 - 5 6 1 (41-18)
WP-Joshua Fields (3-2) LP-Nick Christiani (2-4) T-2:51 A-3552

May 27, 2006, Game 12, Ole Miss 9, Alabama 2

Alabama 000 020 000 - 2 6 3 (41-19)
Ole Miss 041 110 11X - 9 14 0 (39-20)
WP-Lance Lynn (6-3) Save-Garrett White(8) LP-Jordan Davis (1-3) T-3:11 A-8488 HR UM - Alex Presley (6), Mark Wright (11)

May 27, 2006, Game 13, Vanderbilt 11, Georgia 1

Georgia 001 000 0 - 1 8 3 (41-19)
Vanderbilt 300 213 2 - 11 15 1 (36-24)
WP-Cody Crowell (6-2) LP-Iain Sebastian (0-3) T-2:25 A-1314 HR VU - Pedro Alvarez (19)

May 28, 2006, Game 14, Ole Miss 9, Vanderbilt 3

Ole Miss 211 100 004 - 9 12 0 (40-20)
Vanderbilt 000 020 100 - 3 13 1 (36-25)
WP-Craig Rodriguez (4-3) Save-Will Kline(3) LP-Tyler Rhoden (3-1) T-3:19 A-9025 HR UM - Mark Wright (12)

2007

Hoover, Ala. • Hoover Metropolitan Stadium • May 23-27

May 23, 2007, Game 1, Arkansas 6, Alabama 0

Alabama 000 000 000 - 0 2 2 (31-25)
Arkansas 014 001 00X - 6 7 0 (39-18)
WP-Nick Schmidt (10-3) LP-Tommy Hunter (7-5) T-2:28 A-0 HR AR - Danny Hamblin (21)

May 23, 2007, Game 2, S. Carolina 4, Florida 3

Florida 012 000 000 000 - 3 6 3 (28-29)
South Carolina 000 002 100 001 - 4 10 0 (41-16)
WP-Jeff Jeffords (6-1) LP-David Hurst (2-2) T-3:34 A-5746

May 23, 2007, Game 3, Tennessee 6, Vanderbilt 4

Tennessee 100 012 011 - 6 13 2 (34-23)
Vanderbilt 000 000 013 - 4 3 1 (46-11)
WP-James Adkins (7-7) LP-Brett Jacobson (5-2) T-2:53 A-0 HR UT - Tony Delmonico (8) HR VU - Pedro Alvarez (16)

May 23, 2007, Game 4, Ole Miss 3, Miss. State 1

Ole Miss 020 010 000 - 3 7 0 (36-21)
Mississippi State 000 010 000 - 1 8 1 (33-19)
WP-Will Kline (6-2) LP-Justin Pigott (5-6) T-3:03 A-6192

May 24, 2007, Game 5, Florida 3, Alabama 2

Alabama 010 000 001 - 2 8 0 (31-26)
Florida 111 000 00X - 3 8 0 (29-29)
WP-Bryan Augenstein (8-5) LP-Will Stroup (3-1) T-2:46 A-0 HR UA - Alex Avila (14)

May 24, 2007, Game 6, Vanderbilt 3, Miss. State 2

Mississippi State 000 000 200 - 2 5 1 (33-20)
Vanderbilt 003 000 00X - 3 6 0 (47-11)
WP-David Price (11-0) LP-Chad Crosswhite (7-4) T-2:33 A-5782

May 24, 2007, Game 7, Arkansas 6, S. Carolina 0

South Carolina 000 000 000 - 0 3 1 (41-17)
Arkansas 203 001 00X - 6 10 1 (40-18)
WP-Jess Todd (9-2) LP-Arik Hempy (5-3) T-2:31 A-0 HR AR - Logan Forsythe (8)

May 24, 2007, Game 8, Ole Miss 6, Tennessee 3

Tennessee 000 003 000 - 3 6 1 (34-24)
Ole Miss 500 100 00X - 6 10 0 (37-21)
WP-Lance Lynn (7-4) Save-C. Satterwhite(4) LP-Craig Cobb (8-6) T-2:58 A-5655 HR UT - Tony Delmonico (9)

May 25, 2007, Game 9, S. Carolina 5, Florida 3

Florida 200 000 001 - 3 5 3 (29-30)
South Carolina 030 002 00X - 5 9 3 (42-17)
WP-Mike Cisco (6-2) Save-Jeff Jeffords(4) LP-Patrick Keating (3-2) T-3:01 A-0 HR UF - Matt LaPorta (20)

May 25, 2007, Game 10, Vanderbilt 15, Tennessee 2

Vanderbilt 230 001 027 - 15 16 1 (48-11)
Tennessee 000 000 020 - 2 8 3 (34-25)
WP-Mike Minor (9-1) LP-Nick Hernandez (4-4) T-3:06 A-6137

May 26, 2007, Game 11, Arkansas 3, S. Carolina 2

Arkansas 012 000 000 - 3 7 1 (41-18)
South Carolina 001 000 010 - 2 9 1 (42-18)
WP-Duke Welker (6-5) Save-Travis Hill(3) LP-Blake Cooper (7-2) T-2:36 A-0

May 26, 2007, Game 12, Vanderbilt 13, Ole Miss 1

Vanderbilt 260 020 03 - 13 16 0 (49-11)
Ole Miss 000 000 10 - 1 3 3 (37-22)
WP-Cody Crowell (4-1) LP-Brett Bukvich (7-3) T-2:24 A-7202 HR VU - Dominic de la Osa (18), Pedro Alvarez (17), Parker Hanks (2)

May 26, 2007, Game 13, Vanderbilt 7, Ole Miss 6

Ole Miss 210 000 000 3 - 6 10 2 (37-23)
Vanderbilt 200 000 001 4 - 7 13 1 (50-11)
WP-Casey Weathers (11-2) LP-Cody Satterwhite (4-4) T-3:53 A-7202 HR UM - Zach Miller (3) HR VU - Dominic de la Osa (19)

May 27, 2007, Game 14, Vanderbilt 7, Arkansas 2

Vanderbilt 400 000 201 - 7 12 0 (51-11)
Arkansas 120 000 100 - 4 9 3 (41-19)
WP-Tyler Rhoden (4-0) Save-Brett Jacobson(1) LP-Dallas Keuchel (6-3) T-3:31 A-7263 HR AR - Jake Dugger (6), Danny Hamblin (22)

SEC TOURNAMENT RESULTS

2008

Hoover, Ala. • Hoover Metropolitan Stadium • May 21-25

May 21, 2008, Game 1, LSU 5, S. Carolina 4

South Carolina 000 102 001 0 - 4 6 0 (37-20)
 LSU 000 000 004 1 - 5 5 0(40-17-1)
 WP-Jared Bradford (10-4) LP-Alex Farotto (0-1) T-3:25
 A-0 HR SC - Phil Disher (17) HR LS - Blake Dean (14),
 Matt Clark (20)

May 21, 2008, Game 2, Vanderbilt 7, Florida 3

Vanderbilt 130 101 001 - 7 14 2 (38-18)
 Florida 100 002 000 - 3 8 1 (34-21)
 WP-Mike Minor (6-3) Save-Russell Brewer(6) LP-Patrick
 Keating (8-1) T-3:36 A-6027

May 21, 2008, Game 3, Ole Miss 4, Georgia 1

Ole Miss 200 100 001 - 4 12 1 (35-22)
 Georgia 000 001 000 - 1 6 0
 (35-20-1)
 WP-Lance Lynn (7-3) Save-Scott Bittle(8) LP-Nick Mont-
 gomery (2-2) T-3:09 A-0 HR UM - Michael Guerrero (5)

May 21, 2008, Game 4, Kentucky 9, Alabama 3

Alabama 210 000 000 - 3 8 2 (32-25)
 Kentucky 200 124 00X - 9 8 2 (42-15)
 WP-Aaron Lovett (5-1) LP-Jimmy Nelson (3-3) T-3:04
 A-11967 HR UA - Tyler Odle (3)

May 22, 2008, Game 5, S. Carolina 11, Florida 3

Florida 101 010 000 - 3 10 3 (34-22)
 South Carolina 050 010 05X - 11 10 1 (38-20)
 WP-Nick Godwin (7-3) Save-Mike Cisco(1) LP-Billy
 Bullock (4-4) T-2:51 A-0 HR SC - Justin Smoak (21)

May 22, 2008, Game 6, Alabama 5, Georgia 2

Georgia 100 000 001 - 2 4 2
 (35-21-1)
 Alabama 103 000 01X - 5 7 0 (33-25)
 WP-Austin Hyatt (4-4) LP-Stephen Dodson (5-3) T-2:33
 A-5894

May 22, 2008, Game 7, LSU 8, Vanderbilt 2

LSU 000 043 001 - 8 9 1
 (41-16-1)
 Vanderbilt 001 000 100 - 2 5 3 (38-18)
 WP-Blake Martin (5-3) LP-Caleb Cotham (7-5) T-2:46
 A-0 HR LS - Derek Helenihi (3) HR VU - Parker Hanks (4)

May 22, 2008, Game 8, Ole Miss 8, Kentucky 7

Kentucky 000 301 111 - 7 9 1 (42-13)
 Ole Miss 003 100 202 - 8 10 2 (36-22)
 WP-Jake Morgan (3-0) LP-Scott Green (6-4) T-3:50
 A-6853 HR UM - Michael Guerrero (6), Matt Smith (13)

May 23, 2008, Game 9, Vanderbilt 7, S. Carolina 5

South Carolina 000 100 040 - 5 8 1 (38-21)
 Vanderbilt 002 203 00X - 7 10 0 (39-20)
 WP-Nick Christiani (6-4) Save-Russell Brewer(7) LP-
 Blake Cooper (5-6) T-2:54 A-0 HR SC - Phil Disher 2
 (19) HR VU - Pedro Alvarez (8), Andrew Giobbi (3)

May 23, 2008, Game 10, Alabama 13, Kentucky 4

Alabama 050 012 023 - 13 15 1 (34-25)
 Kentucky 000 100 300 - 4 10 2 (42-17)
 WP-Del Howell (1-0) LP-Greg Dombrowski (5-1) T-4:07
 A-11519 HR UA - Alex Kubal (4)

May 24, 2008, Game 11, Vanderbilt 7, Ole Miss 4

Vanderbilt 115 000 000 - 7 9 0 (40-19)
 Ole Miss 200 200 000 - 4 5 1 (36-23)
 WP-Brett Jacobson (2-4) Save-Russell Brewer(8) LP-Ro-
 ry McKeane (4-1) T-3:28 A-0 HR VU - David Macias (8)
 HR UM - Cady Overbeck (15)

May 24, 2008, Game 12, LSU 12, Alabama 8

LSU 002 101 062 - 12 15 2 (42-16-1)
 Alabama 000 420 020 - 8 11 3 (34-26)
 WP-Anthony Ranaudo (1-0) LP-Austin Graham (6-2)
 T-3:33 A-12324 HR LS - Blake Dean (15), Matt Clark
 (21)

May 24, 2008, Game 13, Ole Miss 8, Vanderbilt 7

Ole Miss 300 210 110 - 8 12 0 (37-23)
 Vanderbilt 200 001 031 - 7 9 0 (40-20)
 WP-Jake Morgan (4-0) LP-Drew Hayes (2-1) T-4:03
 A-3848 HR UM - Michael Guerrero 2 (8), Matt Smith
 (14) HR VU - Pedro Alvarez (9), Ryan Flaherty (14)

May 25, 2008, Game 14, LSU 8, Ole Miss 2

Ole Miss 110 000 000 - 2 8 1 (37-24)
 LSU 100 050 11X - 8 10 0
 (43-16-1)
 WP-Louis Coleman (6-0) LP-Nathan Baker (3-5) T-2:49
 A-11123 HR UM - Michael Guerrero (9) HR LS - Blake
 Dean (16), Matt Clark (22)

2009

Hoover, Ala. • Hoover Metropolitan Stadium • May 20-24

• (First with flipped bracket on Saturday)

May 20, 2009, Game 1, Arkansas 8, Florida 5

Arkansas 010 500 011 - 8 11 1 (33-20)
 Florida 002 300 000 - 5 4 4 (38-19)
 WP-Mike Bolsinger (4-4) Save-Stephen Richards(9)
 LP-Stephen Locke (4-2) T-3:17 A-0 A-0 HR AR - Zack
 Cox (8)

May 20, 2009, Game 2, Georgia 6, Ole Miss 3

Georgia 000 004 200 - 6 9 1 (36-20)
 Ole Miss 000 011 100 - 3 10 1 (40-16)
 WP-Justin Grimm (3-4) Save-Dean Weaver(10) LP-
 Drew Pomeranz (6-4) T-3:01 A-5161 HR UG - Matt
 Cerione (10)

May 20, 2009, Game 3, Vanderbilt 4, LSU 1

Vanderbilt 000 110 200 - 4 9 0 (32-24)
 LSU 000 000 100 - 1 6 1 (41-16)
 WP-Mike Minor (6-4) LP-Austin Ross (5-7) T-2:56 A-0
 HR VU - Andrew Giobbi (5)

May 20, 2009, Game 4, S. Carolina 9, Alabama 5

South Carolina 000 023 000 04 - 9 11 0 (38-19)
 Alabama 300 100 100 00 - 5 8 1 (37-18)
 WP-Alex Farotto (4-2) LP-Nathan Kilcrease (4-4) T-3:57
 A-9254 HR SC - Adam Matthews (3) HR UA - Kent
 Matthes (28)

May 21, 2009, Game 5, Florida 12, Ole Miss 2

Florida 100 133 22 - 12 15 1 (39-19)
 Ole Miss 110 000 00 - 2 7 2 (40-17)
 WP-Anthony DeSclafani (6-3) LP-Brett Bukvich (9-3)
 T-2:54 A-0 HR UF - Jonathan Pigott 2 (4), Preston Tucker
 (12)

May 21, 2009, Game 6, LSU 9, Alabama 6

Alabama 002 010 021 - 6 9 3 (37-19)
 LSU 014 100 30X - 9 12 3 (42-16)
 WP-Anthony Ranaudo (8-3) Save-Matty Ott(13) LP-Aus-
 tin Hyatt (8-2) T-3:17 A-6524 HR LS - Derek Helenihi
 (4)

May 21, 2009, Game 7, Georgia 2, Alabama 1

Arkansas 000 000 001 0 - 1 6 0 (33-21)
 Georgia 000 001 000 1 - 2 7 0 (37-20)
 WP-Dean Weaver (4-2) LP-Stephen Richards (5-1)
 T-3:02 A-0

May 21, 2009, Game 8, Vanderbilt 5, S. Carolina 4

Vanderbilt 000 202 001 - 5 10 0 (33-24)
 South Carolina 001 100 020 - 4 11 2 (38-20)
 WP-Richie Goodenow (1-1) Save-Chase Reid(1) LP-Mi-
 chael Roth (1-1) T-3:22 A-3302 HR VU - Aaron Westlake
 (8), Andrew Giobbi (6)

May 22, 2009, Game 9, Arkansas 10, Florida 7

Florida 000 300 400 - 7 8 2 (39-20)
 Arkansas 020 501 20X - 10 9 2 (34-21)
 WP-Sam Murphy (3-1) Save-Zack Cox(1) LP-Greg
 Larson (3-2) T-2:59 A-0 HR UF - Jonathan Pigott (5) HR
 AR - Zack Cox (9)

May 22, 2009, Game 10, LSU 4, S. Carolina 1

LSU 000 002 020 - 4 6 0 (43-16)
 South Carolina 000 000 010 - 1 7 1 (38-21)
 WP-Louis Coleman (11-2) Save-Matty Ott(14) LP-Nolan
 Belcher (4-4) T-2:48 A-7243 HR SC - Brady Thomas (1)

May 23, 2009, Game 11, Vanderbilt 11, Arkansas 1

Arkansas 000 001 0 - 1 5 0 (34-22)
 Vanderbilt 000 432 2 - 11 15 0 (34-24)
 WP-Caleb Cotham (6-5) LP-TJ Forrest (2-6) T-2:31 A-0
 HR VU - Curt Casali (9)

May 23, 2009, Game 12, LSU 16, Georgia 0

LSU 700 063 0 - 16 15 0 (44-16)
 Georgia 000 000 0 - 0 3 3 (37-21)
 WP-Daniel Bradshaw (4-0) LP-Alex McRee (4-4) T-3:11
 A-0 HR LS - Ryan Schimpf (17)

May 23, 2009, Game 13, LSU 3, Georgia 2

Georgia 100 001 0 - 2 4 0 (37-22)
 LSU 001 020 X - 3 8 0 (45-16)
 WP-Nolan Cain (5-0) Save-Paul Bertuccini(3) LP-Will
 Harvil (4-2) T-2:30 A-5356

May 24, 2009, Game 14, LSU 6, Vanderbilt 2

LSU 100 220 100 - 6 7 1 (46-16)
 Vanderbilt 000 100 100 - 2 6 2 (34-25)
 WP-Ryan Byrd (1-0) LP-Nick Christiani (4-5) T-2:51
 A-7092 HR VU - Steven Liddle (10), Curt Casali (10)

2010

Hoover, Ala. • Regions Park • May 26-30 • (First with a pitch clock)

May 26, 2010, Game 1, Alabama 7, Auburn 1

Alabama 000 200 113 - 7 10 2 (35-21)
 Auburn 001 000 000 - 1 5 1 (39-18)
 WP-Jimmy Nelson (8-2) LP-Cory Luckie (6-4) T-2:12

May 26, 2010, Game 2, Ole Miss 3, S. Carolina 0

Ole Miss 002 000 100 - 3 9 0 (37-20)
 South Carolina 000 000 000 - 0 7 0 (43-14)
 WP-Drew Pomeranz (8-2) Save-B. Huber(11) LP-Nolan
 Belcher (3-1) T-2:39 A-12514 HR UM - Miles Hamblin
 (5)

May 26, 2010, Game 3, LSU 10, Florida 6

LSU 050 201 101 - 10 19 1 (37-20)
 Florida 010 020 030 - 6 11 1 (40-14)
 WP-Anthony Ranaudo (4-2) LP-Brian Johnson (5-4)
 T-3:17 A-0 HR LS - Matt Gaudet (19) HR UF - Matt den
 Dekker (12)

May 26, 2010, Game 4, Vanderbilt 2, Arkansas 0

Vanderbilt 000 001 010 - 2 7 0 (41-15)
 Arkansas 000 000 000 - 0 7 0 (40-17)
 WP-Sonny Gray (9-4) Save-Chase Reid(2) LP-Sam Mur-
 phy (0-2) T-2:55 A-6772 HR VU - Aaron Westlake (12)



SEC TOURNAMENT RESULTS

May 27, 2010, Game 5, Auburn 3, S. Carolina 1

Auburn.....000 100 000 002 - 3 11 0 (40-18)
South Carolina.....000 000 100 000 - 1 7 1 (43-15)
WP-Austin Hubbard (5-2) LP-Matt Price (3-1) T-3:12
A-O HR AU - Creede Simpson (4) HR SC - Brady Thomas (8)

May 27, 2010, Game 6, Florida 5, Arkansas 4

Arkansas.....000 120 001 - 4 5 1 (40-18)
Florida.....102 100 01X - 5 7 1 (41-14)
WP-Alex Panteliadis (9-2) Save-Kevin Chapman(11)
LP-Mike Bolsinger (6-4) T-2:2 A-5759 A-5759

May 27, 2010, Game 7, Alabama 6, Ole Miss 3

Alabama.....000 012 120 - 6 12 0 (36-21)
Ole Miss.....000 000 111 - 3 9 1 (37-21)
WP-Nathan Kilcrease (6-2) Save-Jake Smith(4) LP-Aaron Barrett (7-4) T-2:50 A-O HR UM - Miles Hamblin (6)

May 27, 2010, Game 8, LSU 7, Vanderbilt 5

LSU.....301 012 000 - 7 15 0 (38-20)
Vanderbilt.....030 000 002 - 5 6 1 (41-16)
WP-Austin Ross (5-4) LP-Taylor Hill (5-5) T-2:32
A-12180 HR LS - Micah Gibbs (9) HR VU - Mike Yasztrzemski (2)

May 28, 2010, Game 9, Ole Miss 10, Auburn 7

Ole Miss.....021 100 300 3 - 10 12 2 (38-21)
Auburn.....012 010 300 0 - 7 10 5 (40-19)
WP-Matt Tracy (4-3) Save-Brett Huber(12) LP-Sean Ray (2-3) T-3:45 A-O HR UM - Taylor Hashman (9) HR AU - Tony Caldwell (9), Hunter Morris (21)

May 28, 2010, Game 10, Florida 5, Vanderbilt 2

Florida.....001 220 000 - 5 7 1 (42-14)
Vanderbilt.....000 001 100 - 2 9 1 (41-17)
WP-Hudson Randall (7-3) Save-Steven Rodriguez(1)
LP-Jack Armstrong (7-3) T-2:5 A-7605 A-7605 HR UF - Preston Tucker (10)

May 29, 2010, Game 11, LSU 8, Ole Miss 0

Ole Miss.....000 000 0 - 0 1 1 (38-22)
LSU.....103 013 X - 8 10 0 (39-20)
WP-Ben Alsup (4-0) LP-Rory McKean (4-2) T-2:01 A-O HR LS - Blake Dean (11)

May 29, 2010, Game 12, Alabama 5, Florida 2

Florida.....000 011 0 - 2 6 1 (42-15)
Alabama.....122 000 X - 5 7 1 (37-21)
WP-Adam Morgan (6-4) LP-Tommy Toledo (3-2) T-1:38 A-11542

May 30, 2010, Game 13, LSU 4, Alabama 3

LSU.....021 000 000 01 - 4 11 2 (40-20)
Alabama.....000 100 110 00 - 3 9 1 (37-22)
WP-Anthony Ranaudo (5-2) LP-Jake Smith (1-2) T-3:14 A-13327 HR LS - Mikie Mahtook (14)

2011

Hoover, Ala. • Regions Park • May 25-29

May 25, 2011, Game 1, Alabama 7, Arkansas 4

Alabama.....501 001 000 - 7 11 2 (33-24)
Arkansas.....000 031 000 - 4 7 2 (36-19)
WP-Nathan Kilcrease (7-4) Save-Jonathan Smart(10)
LP-Randall Fant (3-4) T-2:26 A-O HR UA - Taylor Dugas (6)

May 25, 2011, Game 2, Florida 7, Miss. State 5

Mississippi State.....002 001 200 - 5 7 1 (34-22)
Florida.....100 100 41X - 7 9 0 (42-15)
WP-Steven Rodriguez (3-1) Save-Austin Maddox(4)
LP-Luis Pollorena (6-5) T-3:15 A-8392 A-8392 HR MS - Nick Vickerson (7) HR UF - Brian Johnson (5)

May 25, 2011, Game 3, S. Carolina 7, Auburn 3

Auburn.....300 000 000 - 3 6 0 (29-28)
South Carolina.....031 102 00X - 7 8 2 (45-12)
WP-Michael Roth (11-3) LP-Jon Luke Jacobs (1-5)
T-2:20 A-O

May 25, 2011, Game 4, Vanderbilt 10, Georgia 0

Georgia.....000 000 0 - 0 1 2 (28-29)
Vanderbilt.....030 012 4 - 10 14 1 (45-9)
WP-Kevin Ziomek (3-0) LP-Michael Palazzone (9-4)
T-2:17 A-8814 HR VU - Jason Esposito (7)

May 26, 2011, Game 5, Arkansas 7, Miss. State 2

Arkansas.....400 111 000 - 7 14 1 (37-19)
Mississippi State.....000 200 000 - 2 8 2 (34-23)
WP-DJ Baxendale (9-2) Save-Barrett Astin(3) LP-Nick Routt (2-3) T-2:45

May 26, 2011, Game 6, Georgia 3, Auburn 2

Auburn.....000 110 000 - 2 7 1 (29-29)
Georgia.....000 003 00X - 3 13 1 (29-29)
WP-Alex Wood (5-7) LP-Derek Varnadore (6-3) T-2:30
A-O HR AU - Casey McElroy (9)

May 26, 2011, Game 7, Florida 6, Alabama 0

Florida.....220 100 001 - 6 11 1 (43-15)
Alabama.....000 000 000 - 0 5 1 (33-25)
WP-Hudson Randall (9-3) LP-Adam Morgan (5-6)
T-2:14 A-O

May 26, 2011, Game 8, Vanderbilt 7, S. Carolina 2

Vanderbilt.....201 000 004 - 7 12 1 (46-9)
South Carolina.....010 100 000 - 2 7 1 (45-13)
WP-Sonny Gray (10-3) Save-Navery Moore(10) LP-Forest Koumas (6-1) T-3:08 A-7123

May 27, 2011, Game 9, Arkansas 4, Alabama 1

Alabama.....000 100 000 - 1 2 2 (33-26)
Arkansas.....100 101 01X - 4 7 1 (38-19)
WP-Ryne Stanek (3-2) Save-Trent Daniel(3) LP-Jonathan Smart (4-3) T-2:20 A-O HR AR - Kyle Robinson (9)

May 27, 2011, Game 10, Georgia 4, S. Carolina 2

South Carolina.....011 000 000 - 2 8 2 (45-14)
Georgia.....310 000 00X - 4 8 0 (30-29)
WP-Blake Dieterich (3-3) Save-Tyler Maloof(17) LP-Coby Holmes (6-3) T-2:20 A-8068

May 28, 2011, Game 11, Vanderbilt 3, Arkansas 2

Arkansas.....000 002 000 - 2 9 2 (38-20)
Vanderbilt.....120 000 00X - 3 5 1 (47-9)
WP-Grayson Garvin (12-1) Save-Navery Moore(11) LP-Cade Lynch (4-4) T-2:50 A-O HR VU - Connor Harrell (7)

May 28, 2011, Game 12, Georgia 4, Florida 3

Georgia.....202 000 000 - 4 9 2 (31-29)
Florida.....200 100 000 - 3 8 2 (43-16)
WP-Michael Palazzone (10-4) Save-Tyler Maloof(18)
LP-Anthony DeSclafani (5-3) A-7205 A-7205

May 28, 2011, Game 13, Florida 3, Georgia 2

Florida.....002 000 001 - 3 5 0 (44-16)
Georgia.....110 000 000 - 2 7 4 (31-30)
WP-Tommy Toledo (4-3) Save-Austin Maddox(5) LP-Eric Swegman (1-1) T-2:39 A-1486 HR UF - Nolan Fontana (4)

May 29, 2011, Game 14, Florida 5, Vanderbilt 0

Vanderbilt.....000 000 000 - 0 9 2 (47-10)
Florida.....020 000 12X - 5 10 0 (45-16)
WP-Alex Panteliadis (5-2) LP-Taylor Hill (4-1) T-2:29 A-7845

2012

Hoover, Ala. • Regions Park • May 22-27

May 22, 2012, Game 1, Kentucky 2, Ole Miss 0

Ole Miss.....000 000 000 - 0 7 0 (34-23)
Kentucky.....000 101 00X - 2 7 1 (42-15)
WP-A.J. Reed (5-2) Save-Taylor Rogers(1) LP-Bobby Wahl (6-3) T-2:21 A-O HR UK - A.J. Reed (4)

May 22, 2012, Game 2, Miss. State 9, Arkansas 1

Mississippi State.....030 000 006 - 9 9 2 (35-21)
Arkansas.....000 001 000 - 1 7 2 (39-18)
WP-Brandon Woodruff (1-2) Save-Jonathan Holder(7)
LP-Ryne Stanek (6-4) T-3:16 A-5489 HR MS - Wes Rea (5)

May 22, 2012, Game 3, Florida 6, Auburn 1

Auburn.....001 000 000 - 1 3 0 (30-27)
Florida.....020 003 10X - 6 10 1 (41-16)
WP-Jonathon Crawford (5-2) LP-Jon Luke Jacobs (5-4)
T-2:28 A-O

May 22, 2012, Game 4, Vanderbilt 4, Georgia 1

Georgia.....010 000 000 - 1 6 0 (31-25)
Vanderbilt.....002 011 00X - 4 6 0 (30-25)
WP-Drew VerHagen (6-2) Save-Brian Miller(5) LP-Alex Wood (7-3) T-3:02 A-7145

May 23, 2012, Game 5, Ole Miss 2, Arkansas 0

Arkansas.....000 000 000 - 0 6 2 (39-19)
Ole Miss.....000 100 10X - 2 8 0 (35-23)
WP-Mike Mayers (5-3) Save-Brett Huber(10) LP-DJ Baxendale (7-4) T-2:47 A-O

May 23, 2012, Game 6, Miss. State 3, LSU 2

Mississippi State.....002 001 000 - 3 8 1 (36-21)
LSU.....000 020 000 - 2 5 0 (42-15)
WP-Chris Stratton (11-1) Save-Jonathan Holder(8) LP-Joe Broussard (4-1) T-2:33 A-7019

May 23, 2012, Game 7, Auburn 3, Georgia 2

Auburn.....102 000 000 - 3 7 0 (31-27)
Georgia.....000 000 020 - 2 12 1 (31-26)
WP-Daniel Koger (4-5) Save-Justin Bryant(7) LP-Michael Palazzone (2-7) T-2:58 A-O HR AU - Justin Bryant (4)

May 23, 2012, Game 8, Vanderbilt 3, S. Carolina 2

Vanderbilt.....000 011 010 - 3 5 1 (31-25)
South Carolina.....020 000 000 - 2 6 1 (39-16)
WP-Kevin Ziomek (5-6) Save-Will Clinard(5) LP-Tyler Webb (5-1) T-2:33 A-6860

May 24, 2012, Game 9, LSU 11, Ole Miss 2

LSU.....201 001 052 - 11 17 0 (43-15)
Ole Miss.....010 001 000 - 2 8 1 (35-24)
WP-Kevin Gausman (10-1) LP-Tanner Bailey (2-2) T-3:09 A-O HR LS - Jordy Snikeris (3)

May 24, 2012, Game 10, Kentucky 5, Miss. State 1

Kentucky.....002 010 002 - 5 12 0 (43-15)
Mississippi State.....100 000 000 - 1 4 0 (36-22)
WP-Jerad Grundy (5-3) Save-Alex Phillips(7) LP-Kendall Graveman (4-4) T-2:50 A-6798

May 24, 2012, Game 11, S. Carolina 5, Auburn 3

South Carolina.....110 210 000 - 5 13 1 (40-16)
Auburn.....000 011 010 - 3 9 0 (31-28)
WP-Michael Roth (6-1) Save-Matt Price(10) LP-Cory Luckie (2-2) T-2:33 A-O

May 24, 2012, Game 13, Vanderbilt 2, Florida 1

Florida.....000 000 100 - 1 4 1 (41-17)
Vanderbilt.....000 200 00X - 2 5 2 (32-25)

SEC TOURNAMENT RESULTS

WP-Sam Selman (9-3) Save-Jared Miller(1) LP-Hudson Randall (7-2) T-2:52 A-6672

May 25, 2012, Game 14, LSU 3, Miss. State 1

LSU 210 000 000 0 - 3 8 0 (43-16)
Mississippi State 000 000 012 1 - 4 10 1 (37-22)
WP-Jonathan Holder (2-0) LP-Nick Goody (1-2) T-3:17

May 25, 2012, Game 15, Florida 7, S. Carolina 2

Florida 112 030 000 - 7 11 0 (42-17)
South Carolina 000 001 001 - 2 5 1 (40-17)
WP-Brian Johnson (7-4) LP-Colby Holmes (6-1) T-2:30
A-9067 HR UF - Mike Zunino (16)

May 26, 2012, Game 16, Miss. State 2, Kentucky 1

Mississippi State 011 000 000 - 2 8 2 (38-22)
Kentucky 010 000 000 - 1 9 0 (43-16)
WP-Nick Routt (3-5) Save-Jonathan Holder(9) LP-Corey Littrell (8-2) T-2:52 A-0 HR UK - J.T. Riddle (5)

May 26, 2012, Game 17, Vanderbilt 8, Florida 6

Vanderbilt 210 000 005 - 8 12 2 (33-25)
Florida 102 100 002 - 6 15 2 (42-18)
WP-Will Clinard (7-2) Save-Drew VerHagen(2) LP-Austin Maddox (3-3) T-3:05 A-9243

May 27, 2012, Game 18, Miss. State 3, Vanderbilt 0

Vanderbilt 000 000 000 - 0 6 0 (33-26)
Mississippi State 001 200 00X - 3 7 0 (39-22)
WP-Ross Mitchell (2-0) Save-Chris Stratton(1) LP-Tyler Beede (1-5) T-2:50 A-12526

2013

Hoover, Ala. • Regions Park • May 21-26

May 21, 2013, Game 1, Ole Miss 4, Kentucky 1

Kentucky 000 100 000 - 1 8 0 (30-25)
Ole Miss 101 002 00X - 4 11 1 (37-20)
WP-Mike Mayers (5-5) Save-Tanner Bailey(4) LP-Jerard Grundy (6-6) T-2:24 A-0

May 21, 2013, Game 2, Alabama 6, Auburn 3

Auburn 003 000 000 - 3 8 2 (33-23)
Alabama 100 101 03X - 6 9 1 (33-24)
WP-Jay Shaw (2-1) Save-Ray Castillo(11) LP-Reid Carter (1-2) T-2:38 A-7241

May 21, 2013, Game 3, Texas A&M 6, Florida 3

Texas A&M 000 302 001 - 6 6 2 (31-25)
Florida 020 010 000 - 3 5 2 (29-28)
WP-Daniel Mengden (8-3) LP-Johnny Magliozzi (4-2) T-2:40 A-0 HR AM - Hunter Melton (5)

May 21, 2013, Game 4, Miss. State 2, Missouri 1

Missouri (18-32)..... 001 000 000 000 000 00 - 1 11 0
Miss. State (41-16)... 000 010 000 000 000 01 - 2 16 1
WP-Will Cox (3-1) LP-Jake Walsh (2-2) T-4:39 A-5404

May 22, 2013, Game 5, Arkansas 2, Ole Miss 1

Ole Miss 100 000 000 0 - 1 6 1 (37-21)
Arkansas 100 000 000 1 - 2 11 1 (36-19)
WP-Jalen Beeks (6-1) LP-Aaron Greenwood (3-5) T-2:49

May 22, 2013, Game 6, LSU 3, Alabama 0

Alabama 000 000 000 - 0 6 1 (33-25)
LSU 300 000 00X - 3 8 1 (49-8)
WP-Cody Glenn (7-2) Save-Chris Cotton(13) LP-Charley Sullivan (5-6) T-2:19 A-6197

May 22, 2013, Game 7, Texas A&M 5, Vanderbilt 0

Texas A&M 010 111 001 - 5 9 1 (32-25)
Vanderbilt 000 000 000 - 0 3 1 (48-8)
WP-Parker Ray (1-1) LP-Walker Buehler (4-2) T-2:25
A-0 HR AM - Cole Lankford (3), Troy Stein (5), Hunter

Melton (6)

May 22, 2013, Game 8, Miss. State 5, S. Carolina 3

Mississippi State 201 000 002 - 5 12 1 (42-16)
South Carolina 000 300 000 - 3 7 1 (39-17)
WP-Myles Gentry (4-0) LP-Adam Westmoreland (7-2) T-3:06 A-5913

May 23, 2013, Game 9, Alabama 7, Ole Miss 5

Alabama 000 212 000 2 - 7 8 1 (34-25)
Ole Miss 030 000 200 0 - 5 7 1 (37-22)
WP-Tucker Hawley (5-2) LP-Tanner Bailey (4-2) T-3:21

May 23, 2013, Game 10, Vanderbilt 4, S. Carolina 3

S. Carolina 001 001 100 0 - 3 11 1 (39-18)
Vanderbilt 030 000 000 1 - 4 9 1 (49-8)
WP-Carson Fulmer (2-0) LP-Adam Westmoreland (7-3) T-3:16 A-5705 HR SC - LB Dantzler (15)

May 23, 2013, Game 11, Arkansas 4, LSU 1

Arkansas 000 010 012 - 4 12 1 (37-19)
LSU 001 000 000 - 1 6 0 (49-9)
WP-Ryne Stanek (9-2) Save-Colby Suggs(12) LP-Joey Bourgeois (3-2) T-2:51 A-0

May 23, 2013, Game 12, Miss. State 6, Texas A&M 4

Mississippi State 100 130 010 - 6 10 1 (43-16)
Texas A&M 200 020 000 - 4 6 3 (32-26)
WP-Ross Mitchell (11-0) Save-Jonathan Holder(16) LP-Rafael Pineda (5-5) T-2:38 A-8143

May 24, 2013, Game 13, LSU 3, Alabama 2

LSU 001 000 002 - 3 11 0 (50-9)
Alabama 000 020 000 - 2 4 1 (34-26)
WP-Nate Fury (2-1) Save-Chris Cotton(14) LP-Mike Oczypok (4-2) T-2:18 A-0

May 24, 2013, Game 14, Vanderbilt 3, Texas A&M 0

Vanderbilt 002 010 000 - 3 14 0 (50-8)
Texas A&M 000 000 000 - 0 2 1 (32-27)
WP-Tyler Beede (14-0) Save-Brian Miller(15) LP-Grayson Long (4-2) T-2:48 A-11207

May 25, 2013, Game 15, LSU 3, Arkansas 1

LSU 000 002 100 - 3 9 2 (51-9)
Arkansas 001 000 000 - 1 1 1 (37-20)
WP-Will LaMarche (2-0) Save-Chris Cotton(15) LP-Brandon Moore (1-4) T-3:03 A-0

May 25, 2013, Game 16, Vanderbilt 16, Miss. St. 8

Vanderbilt 071 050 210 - 16 19 1 (51-8)
Mississippi State 001 321 100 - 8 14 3 (43-17)
WP-TJ Pecoraro (4-1) Save-Jared Miller(2) LP-Jacob Lindgren (4-3) T-3:36 A-11963

May 26, 2013, Game 17, LSU 5, Vanderbilt 4

LSU 030 100 000 01 - 5 10 0 (52-9)
Vanderbilt 020 000 200 00 - 4 11 1 (51-9)
WP-Chris Cotton (4-1) LP-Brian Miller (5-2) T-3:46 A-10590

2014

Hoover, Ala. Hoover Metropolitan Stadium May 20-25

May 20, 2014, Game 1, Vanderbilt 3, Tennessee 2

Tennessee 020 000 000 - 2 7 1 (31-23)
Vanderbilt 210 000 00X - 3 8 1 (41-16)
WP-Walker Buehler (10-2) Save-Carson Fulmer(10) LP-Hunter Martin (4-4) T-2:47 A-0

May 20, 2014, Game 2, Arkansas 4, Texas A&M 0

Texas A&M 000 000 000 - 0 7 0 (33-24)
Arkansas 010 000 30X - 4 6 1 (36-21)
WP-Trey Killian (4-8) Save-Zach Jackson(2) LP-Daniel

Mengden (4-8) T-2:32 A-2935 HR AR - Eric Fisher (9)

May 20, 2014, Game 3, Kentucky 7, Alabama 1

Kentucky 020 202 010 - 7 9 1 (33-22)
Alabama 001 000 000 - 1 8 2 (34-22)
WP-A.J. Reed (11-2) Save-Andrew Nelson(1) LP-Nick Eicholtz (3-3) T-3:12 A-0

May 20, 2014, Game 4, Georgia 4, Miss. State 1

Georgia 002 000 002 0 - 4 8 2 (26-29-1)
Mississippi State 010 003 000 1 - 5 10 0 (36-20)
WP-Jonathan Holder (6-1) LP-Jared Cheek (5-6) T-3:11 A-8175

May 21, 2014, Game 5, LSU 11, Vanderbilt 1

Vanderbilt 100 000 0 - 1 5 0 (41-17)
LSU 100 412 3 - 11 15 1 (41-14-1)
WP-Jared Poche' (9-3) LP-Jared Miller (6-2) T-2:20 A-0 HR LS - Alex Bregman (6)

May 21, 2014, Game 6, Arkansas 2, Ole Miss 1

Arkansas 100 001 000 - 2 8 0 (37-21)
Ole Miss 000 000 100 - 1 7 0 (40-17)
WP-Chris Oliver (8-4) Save-Jacob Stone(2) LP-Chris Ellis (9-1) T-2:51 A-5941

May 21, 2014, Game 7, Kentucky 4, Florida 2

Kentucky 202 000 000 - 4 8 0 (34-22)
Florida 010 001 000 - 2 6 0 (37-20)
WP-Kyle Cody (4-0) Save-Chandler Shepherd(1) LP-Logan Shore (7-3) T-3:17 A-0 HR UK - Max Kuhn (8)

May 21, 2014, Game 8, Miss. State 12, S. Carolina 0

Mississippi State 012 100 8 - 12 14 0 (37-20)
South Carolina 000 000 0 - 0 2 2 (42-15)
WP-Jacob Lindgren (6-1) LP-Jordan Montgomery (7-5) T-2:40 A-7526 HR MS - Brett Pirtle (2)

May 22, 2014, Game 9, Ole Miss 7, Vanderbilt 2

Ole Miss 001 001 401 - 7 7 1 (41-17)
Vanderbilt 100 000 100 - 2 6 1 (41-18)
WP-Aaron Greenwood (2-1) LP-Tyler Beede (7-7) T-3:25

May 22, 2014, Game 10, Florida 7, S. Carolina 2

South Carolina 011 000 000 - 2 5 1 (42-16)
Florida 003 201 01X - 7 12 1 (38-20)
WP-Bobby Poyner (5-3) LP-Jack Wynkoop (7-5) T-2:30 A-5115 HR SC - Kyle Martin (5) HR UF - Josh Tobias (3)

May 22, 2014, Game 11, LSU 7, Arkansas 2

LSU 012 001 120 - 7 12 1 (42-14-1)
Arkansas 100 000 010 - 2 5 0 (37-22)
WP-Aaron Nola (10-1) LP-Colin Poche (3-1) T-3:00 A-0 HR LS - Tyler Moore (4)

May 22, 2014, Game 12, Kentucky 7, Miss. State 6

Mississippi State 000 121 101 000 - 6 16 0 (37-21)
Kentucky 000 103 011 001 - 7 16 4 (35-22)
WP-Spencer Jack (4-1) LP-Preston Brown (4-3) T-4:36 A-8501 HR UK - Micheal Thomas (8)

May 23, 2014, Game 13, Arkansas 8, Ole Miss 7

Arkansas 000 330 011 - 8 10 0 (38-22)
Ole Miss 321 000 100 - 7 12 2 (41-18)
WP-Michael Gunn (4-2) Save-Jacob Stone(3) LP-Wyatt Short (3-3) T-3:09 A-0

May 23, 2014, Game 14, Florida 5, Miss. State 1

Florida 020 101 100 - 5 10 0 (39-20)
Mississippi State 000 000 010 - 1 6 2 (37-22)
WP-Justin Shafer (1-0) LP-Brandon Woodruff (1-3) T-3:08 A-8790



SEC TOURNAMENT RESULTS

May 24, 2014, Game 15, LSU 11, Arkansas 1

Arkansas.....000 001 00 - 1 4 2 (38-23)
 LSU.....010 250 12 - 11 16 0(43-14-1)
 WP-Kyle Bouman (5-2) LP-Zach Jackson (2-2) T-2:38
 A-0 HR LS - Kade Scivicque (6), Conner Hale (4), Tyler Moore (5)

May 24, 2014, Game 16, Florida 6, Kentucky 5

Florida.....002 020 110 - 6 12 2 (40-20)
 Kentucky.....120 002 000 - 5 8 1 (35-23)
 WP-Eric Hanhold (4-3) LP-Chandler Shepherd (5-4)
 T-3:35 A-8116

May 25, 2014, Game 17, LSU 2, Florida 0

LSU.....000 000 020 - 2 6 0 (44-14-1)
 Florida.....000 000 000 - 0 2 0 (40-21)
 WP-Zac Person (3-1) Save-Kurt McCune(5) LP-Ryan Harris (3-2) T-2:39 A-10188 HR LS - Sean McMullen (6)

2015

Hoover, Ala. Hoover Metropolitan Stadium May 19-24

May 19, 2015, Game 1, Alabama 6, Ole Miss 1

Alabama.....000 020 400 - 6 11 1 (31-26)
 Ole Miss.....000 010 000 - 1 9 1 (30-26)
 WP-Geoffrey Bramblett (8-3) LP-Scott Weathersby (4-2)
 T-2:48 A-0

May 19, 2015, Game 2, Missouri 5, S. Carolina 1

South Carolina.....001 000 000 - 1 6 0 (32-25)
 Missouri.....020 100 02X - 5 11 1 (30-26)
 WP-Reggie McClain (7-7) Save-Breckin Williams(13)
 LP-Jack Wynkoop (8-5) T-2:21 A-4817

May 19, 2015, Game 3, Auburn 6, Kentucky 3

Auburn.....001 202 001 - 6 14 1 (35-22)
 Kentucky.....000 000 120 - 3 7 1 (30-25)
 WP-Cole Lipscomb (8-2) LP-Zack Brown (6-6) T-3:26
 A-0 HR UK - Ka'ai Tom (5)

May 19, 2015, Game 4, Arkansas 2, Tennessee 1

Tennessee.....000 000 010 - 1 4 0 (24-26)
 Arkansas.....000 000 101 - 2 10 0 (34-20)
 WP-Zach Jackson (5-0) LP-Andrew Lee (4-2) T-3:06
 A-5761

May 20, 2015, Game 5, Texas A&M 4, Alabama 3

Alabama.....021 000 000 - 3 8 1 (31-27)
 Texas A&M.....003 000 01X - 4 6 1 (44-10)
 WP-Ryan Hendrix (5-2) Save-Andrew Vinson(4) LP-Ray Castillo (3-1) T-2:50 A-0

May 20, 2015, Game 6, Vanderbilt 7, Missouri 6

Missouri.....200 040 000 0 - 6 9 1 (30-27)
 Vanderbilt.....200 000 211 1 - 7 8 1 (40-17)
 WP-Kyle Wright (5-1) LP-Breckin Williams (4-4) T-3:22
 A-5205 HR VU - Rhett Wiseman (13), Dansby Swanson 2 (11), Jeren Kendall (5)

May 20, 2015, Game 7, LSU 9, Auburn 8

Auburn.....502 100 000 - 8 8 2 (35-23)
 LSU.....030 060 00X - 9 10 3 (47-9)
 WP-Doug Norman (5-1) Save-Parker Bugg(2) LP-Trey Wingenter (1-6) T-3:00 A-0 HR LS - Jared Foster (9)

May 20, 2015, Game 8, Arkansas 7, Florida 6

Arkansas.....030 000 103 - 7 10 2 (35-20)
 Florida.....030 030 000 - 6 8 1 (40-16)
 WP-Jackson Lowery (6-1) Save-Zach Jackson(6)
 LP-Bobby Poyner (4-2) T-3:59 A-10142 HR AR - Andrew Benintendi (18), Bobby Wernes (5)

May 21, 2015, Game 9, Alabama 4, Missouri 3

Missouri.....000 021 000 - 3 6 2 (30-28)
 Alabama.....100 002 10X - 4 6 1 (32-27)
 WP-Taylor Guilbeau (3-6) Save-Thomas Burrows(7)
 LP-Tanner Houck (8-5) T-2:12 A-0 HR UA - Will Haynie (8)

May 21, 2015, Game 10, Florida 11, Auburn 2

Florida.....018 002 000 - 11 15 0 (41-16)
 Auburn.....000 101 000 - 2 7 1 (35-24)
 WP-Logan Shore (7-6) LP-Dalton Rentz (3-4) T-2:57
 A-6526

May 21, 2015, Game 11, Texas A&M 6, Vanderbilt 1

Texas A&M.....230 100 000 - 6 7 0 (45-10)
 Vanderbilt.....000 100 000 - 1 4 1 (40-18)
 WP-Matt Kent (7-1) LP-Carson Fulmer (11-2) T-2:42
 A-0 HR AM - Blake Allemant 2 (7), Ryne Birk (9) HR VU - Dansby Swanson (12)

May 21, 2015, Game 12, LSU 10, Arkansas 5

LSU.....420 200 200 - 10 12 0 (48-9)
 Arkansas.....040 000 100 - 5 8 6 (35-21)
 WP-Russell Reynolds (6-0) LP-James Teague (4-4)
 T-3:21 A-8361

May 22, 2015, Game 13, Vanderbilt 16, Alabama 1

Vanderbilt.....110 833 0 - 16 19 0 (41-18)
 Alabama.....100 000 0 - 1 4 1 (32-28)
 WP-Philip Pfeifer (4-4) LP-Will Carter (4-6) T-2:26 A-0

May 22, 2015, Game 14, Florida 10, Arkansas 0

Arkansas.....000 000 0 - 0 3 1 (35-22)
 Florida.....105 010 3 - 10 11 0 (42-16)
 WP-A.J. Puk (8-4) LP-Dominic Taccolini (6-4) T-2:22
 A-10329

May 23, 2015, Game 15, Vanderbilt 12, Texas A&M 3

Vanderbilt.....022 052 010 - 12 10 1 (42-18)
 Texas A&M.....012 000 000 - 3 6 3 (45-11)
 WP-John Kilichowski (3-3) LP-Andrew Vinson (4-2)
 T-3:24 A-0 HR VU - Dansby Swanson (13), Zander Wiel (12), Will Toffey (4)

May 23, 2015, Game 16, Florida 2, LSU 1

Florida.....000 000 011 - 2 9 1 (43-16)
 LSU.....010 000 000 - 1 9 0 (48-10)
 WP-Taylor Lewis (6-1) LP-Jesse Stallings (1-2) T-3:08
 A-10949 HR UF - Mike Rivera (4)

May 24, 2015, Game 17, Florida 7, Vanderbilt 3

Florida.....221 020 000 - 7 14 1 (44-16)
 Vanderbilt.....101 100 000 - 3 7 0 (42-19)
 WP-Danny Young (2-0) LP-Ryan Johnson (5-1) T-3:43
 A-7998 HR UF - Harrison Bader (13)

2016

Hoover, Ala. Hoover Metropolitan Stadium May 24-29

May 24, 2016, Game 1, Vanderbilt 7, Missouri 0

Missouri.....000 000 000 - 0 4 2 (26-30)
 Vanderbilt.....000 004 03X - 7 8 0 (42-15)
 WP-Patrick Raby (7-1) LP-Tanner Houck (5-6) T-2:21
 A-0 HR VU - Julian Infante (5)

May 24, 2016, Game 2, Ole Miss 5, Georgia 1

Georgia.....100 000 000 - 1 7 2 (27-30)
 Ole Miss.....000 410 00X - 5 6 0 (41-16)
 WP-Brady Bramlett (8-3) LP-Heath Holder (4-5) T-2:57
 A-4612 HR UG - Stephen Wrenn (5)

May 24, 2016, Game 3, Alabama 5, Kentucky 2

Alabama.....030 000 002 - 5 9 1 (32-24)
 Kentucky.....000 100 100 - 2 3 3 (32-25)

WP-Nick Eicholtz (4-3) Save-Thomas Burrows(12) LP-Zach Logue (3-2) T-2:53 A-0 HR UA - Will Haynie (10) HR UK - Evan White (5)

May 24, 2016, Game 4, LSU 5, Tennessee 4

Tennessee.....000 112 000 - 4 7 0 (29-28)
 LSU.....000 000 302 - 5 11 3 (40-17)
 WP-Hunter Newman (1-0) LP-Hunter Martin (3-3)
 T-3:23 A-7287 HR LS - Greg Deichmann (7)

May 25, 2016, Game 5, Vanderbilt 6, Texas A&M 5

Vanderbilt.....003 010 011 - 6 11 0 (43-15)
 Texas A&M.....030 002 000 - 5 9 1 (41-14)
 WP-Matt Ruppenthal (5-1) LP-Mark Ecker (4-2) T-2:55
 A-0 HR VU - Julian Infante (6), Walker Grisanti (1)

May 25, 2016, Game 6, Ole Miss 10, S. Carolina 4

Ole Miss.....203 020 030 - 10 12 2 (42-16)
 South Carolina.....002 000 200 - 4 10 5 (42-14)
 WP-David Parkinson (5-3) Save-Will Stokes(7) LP-Clarke Schmidt (9-3) T-3:35 A-5637 HR UM - Henri Lartigue (4)

May 25, 2016, Game 7, Miss. State 4, Alabama 1

Alabama.....000 000 001 - 1 4 2 (33-25)
 Mississippi State.....101 101 00X - 4 12 2 (41-14-1)
 WP-Zac Houston (5-0) Save-Blake Smith(4) LP-Geoffrey Bramblett (5-4) T-2:53 A-0 HR MS - Gavin Collins (10)

May 25, 2016, Game 8, LSU 5, Florida 3

LSU (41-17).....000 000 030 000 02 - 5 10 2
 Florida (44-12).....200 000 001 000 00 - 3 9 2
 WP-Jesse Stallings (3-0) LP-Dane Dunning (4-3) T-5:07
 A-13448

May 26, 2016, Game 9, Texas A&M 4, S. Carolina 1

Texas A&M.....030 000 001 - 4 8 3 (42-14)
 South Carolina.....001 000 000 - 1 5 1 (42-15)
 WP-Brigham Hill (8-1) Save-Mark Ecker(5) LP-Braden Webb (10-5) T-2:45 A-0

May 26, 2016, Game 10, Florida 5, Alabama 1

Florida.....103 000 010 - 5 8 2 (45-12)
 Alabama.....030 000 100 - 4 6 1 (32-26)
 WP-Nick Horvath (2-1) Save-Shaun Anderson(11)
 LP-Thomas Burrows (2-1) T-3:09 A-5232

May 26, 2016, Game 11, Ole Miss 12, Vanderbilt 9

Ole Miss.....041 041 110 - 12 13 1 (43-16)
 Vanderbilt.....000 004 104 - 9 11 2 (43-16)
 WP-James McArthur (6-1) LP-Jordan Sheffield (8-5)
 T-3:35 A-0 HR UM - J.B. Woodman (14) HR VU - Bryan Reynolds (13)

May 26, 2016, Game 12, LSU 6, Miss. State 2

Mississippi State.....000 000 200 - 2 8 3(41-15-1)
 LSU.....001 210 20X - 6 12 1 (42-17)
 WP-Jared Poche' (7-4) Save-Parker Bugg(4) LP-Dakota Hudson (9-4) T-3:31 A-11390

May 27, 2016, Game 13, Texas A&M 13, Vanderbilt 3

Vanderbilt.....100 002 0 - 3 6 4 (43-17)
 Texas A&M.....702 101 2 - 13 14 1 (43-14)
 WP-Kyle Simonds (9-3) LP-Kyle Wright (8-4) T-2:13 A-0
 HR AM - Nick Banks (7)

May 27, 2016, Game 14, Florida 12, Miss. State 2

Florida.....140 114 1 - 12 14 0 (46-12)
 Mississippi State.....100 010 0 - 2 7 3(41-16-1)
 WP-Alex Faedo (12-1) LP-Austin Sexton (7-3) T-2:57
 A-9429

May 28, 2016, Game 15, Texas A&M 12, Ole Miss 8

SEC TOURNAMENT RESULTS

Texas A&M 201 110 052 - 12 12 0 (44-14)
 Ole Miss..... 015 010 100 - 8 17 2 (43-17)
 WP-Corbin Martin (2-1) Save-Mark Ecker(6) LP-Wyatt
 Short (2-2) T-4:21 A-0 HR AM - Walker Pennington (4)

May 28, 2016, Game 16, Florida 1, LSU 0

LSU..... 000 000 000 - 0 6 0 (42-18)
 Florida..... 000 001 00X - 1 5 1 (47-12)
 WP-Scott Moss (3-0) Save-Shaun Anderson(12) LP-Caleb Gilbert (4-4) T-2:46 A-13821

May 29, 2016, Game 17, Texas A&M 12, Florida 5

Florida..... 002 102 000 - 5 6 2 (47-13)
 Texas A&M 111 000 45X - 12 15 4 (45-14)
 WP-Andrew Vinson (4-2) LP-Michael Byrne (0-1) T-3:24
 A-8352 HR AM - Nick Banks 2 (9)

2017

Hoover, Ala. • Hoover Metropolitan Stadium • May 23-28

May 23, 2017, Game 1, South Carolina 7, Vanderbilt 4

South Carolina..... 211 000 000 03 - 7 7 0 (33-23)
 Vanderbilt..... 030 000 100 00 - 4 5 3 (33-22-1)
 WP-Tyler Johnson (1-2) LP-Reed Hayes (0-2) T-4:0; HR
 SC - Justin Row (2), Carlos Cortes (10), Jonah Bride (4),
 HR VU - Connor Kaiser (1)

May 23, 2017, Game 2, Missouri 12, Texas A&M 7

Missouri..... 220 421 100 - 12 11 1 (36-21)
 Texas A&M..... 402 010 000 - 7 9 3 (36-21)
 WP-Andy Toelken (5-3) LP-Kaylor Chafin (7-2) T-3:25
 A-1610; HR MO - Robbie Glendinning, Chris Cornelius,
 Matt Berler

May 23, 2017, Game 3, Auburn 5, Ole Miss 4

Ole Miss..... 110 001 001 - 4 7 3 (32-25)
 Auburn..... 000 301 01X - 5 11 1 (35-22)
 WP-Mize, Casey (7-2) LP-Will Stokes (2-2) T-2:50
 A-2930; HR UM - Ryan Olenek (3); HR AU - Logan, Blake
 (3)

May 24, 2017, Game 4, Mississippi State 3, Georgia 0

Georgia..... 000 000 000 - 0 5 1 (25-32)
 Mississippi State..... 201 000 00X - 3 11 0 (35-22)
 WP-Konnor Pilkington (7-5) Save-Riley Self(5) LP-Chase
 Adkins (6-7) T-2:43; HR MS - Brent Rooker (21)

May 24, 2017, Game 5, Kentucky 7, South Carolina 2

South Carolina..... 002 000 000 - 2 8 4 (33-24)
 Kentucky..... 002 103 01X - 7 7 0 (39-18)
 WP-Zach Logue (7-5) Save-Chris Machamer(1) LP-Cody
 Morris (3-2) T-2:44 A-5062; HR UK - Kole Cottam (6)

May 24, 2017, Game 6, LSU 10, Missouri 3

Missouri..... 010 000 011 - 3 8 2 (36-22)
 LSU..... 004 020 04X - 10 11 1 (40-17)
 WP-Caleb Gilbert (4-1) LP-Tj Sikkema (8-3) T-3:06; HR
 MO - Kameron Misner, Nelson Mompierre; HR LS - Cole
 Freeman (2)

May 24, 2017, Game 7, Florida 5, Auburn 4

Auburn..... 000 000 400 - 4 8 1 (35-23)
 Florida..... 001 300 01X - 5 9 1 (41-15)
 WP-Tyler Dyson (2-0) Save-Michael Byrne(14) LP-Coker,
 Calvin (3-3) T-3:20 A-6890

May 25, 2017, Game 8, Mississippi State 4, Arkansas 3

Mississippi State..... 000 001 012 - 4 12 0 (36-22)
 Arkansas..... 210 000 000 - 3 5 2 (39-16)
 WP-Peyton Plumlee (6-1) Save-Riley Self(6) LP-Cannon
 Chadwick (4-3) T-3:53; HR AR - Luke Bonfield (9)

May 25, 2017, Game 9, South Carolina 10, Missouri 2

South Carolina..... 020 134 000 - 10 14 3 (34-24)
 Missouri..... 000 100 001 - 2 6 1 (36-23)
 WP-Wil Crowe (6-5) LP-Cole Bartlett (6-3) T-3:12
 A-7279; HR SC - Carlos Cortes 2 (12), Alex Destino (10),
 Jonah Bride (5); HR MO - Nelson Mompierre

May 25, 2017, Game 10, Arkansas 12, Auburn 0

Arkansas..... 102 620 1 - 12 14 0 (40-16)
 Auburn..... 000 000 0 - 0 0 0 (35-24)
 WP-Matt Cronin (3-0) LP-Daniel, Davis (4-3) T-3:06; HR
 AR - Chad Spanberger 3 (17)

May 25, 2017, Game 11, LSU 10, Kentucky 0

Kentucky..... 000 000 0 - 0 6 2 (39-19)
 LSU..... 050 050 X - 10 12 0 (41-17)
 WP-Alex Lange (8-5) LP-Sean Hjelte (9-3) T-2:24
 A-9823; HR LS - Kramer Robertson (7)

May 26, 2017, Game 12, Florida 12, Mississippi State 3

Florida..... 000 000 0(11)1 - 12 10 1 (42-15)
 Mississippi State..... 000 111 00 - 0 3 12 0 (36-23)
 WP-Jackson Kowar (11-0) LP-Riley Self (5-1) T-3:41; A-6988

May 26, 2017, Game 13, South Carolina 3, Kentucky 1

Kentucky..... 100 000 000 - 1 6 3 (39-20)
 South Carolina..... 000 000 30X - 3 2 2 (35-24)
 WP-Josh Reagan (6-2) Save-Tyler Johnson(10) LP-Logan
 Salow (2-5) T-3:24; HR SC - TJ Hopkins (5)

May 26, 2017, Game 14, Arkansas 9, Mississippi State 2

Mississippi State..... 010 000 100 - 2 5 0 (36-24)
 Arkansas..... 100 006 02X - 9 10 2 (41-16)
 WP-Blaine Knight (8-4) LP-Jacob Billingsley (1-3) T-3:31
 A-8552; HR MS - Cody Brown (7); HR AR - Dominic Fletcher
 (11)

May 27, 2017, Game 15, LSU 11, South Carolina 0

LSU..... 326 000 0 - 11 14 4 (42-17)
 South Carolina..... 000 000 0 - 0 3 0 (35-25)
 WP-Jared Poche' (10-3) LP-Colby Lee (2-1) T-2:18; HR
 LS - Kramer Robertson (8), Greg Deichmann 2 (19)

May 27, 2017, Game 16, Arkansas 16, Florida 0

Arkansas..... 530 240 2 - 16 15 0 (42-16)
 Florida..... 000 000 0 - 0 2 1 (42-16)
 WP-Kacey Murphy (5-0) LP-Brady Singer (7-4) T-2:44
 A-10793; HR AR - Eric Cole (4), Chad Spanberger 2 (19),
 Dominic Fletcher (12)

May 28, 2017, Game 17, LSU 4, Arkansas 2

LSU..... 000 301 000 - 4 6 1 (43-17)
 Arkansas..... 001 000 001 - 2 7 2 (42-17)
 WP-Eric Walker (7-1) Save-Hunter Newman(10)
 LP-Kevin Kopps (3-1) T-3:25 A-13128; HR AR - Eric Cole
 (5)

2018

Hoover, Ala. • Hoover Metropolitan Stadium • May 22-27

May 22, 2018, Game 1, Texas A&M 3, Vanderbilt 1

Texas A&M 000 020 100 - 3 9 0 (37-19)
 Vanderbilt..... 010 000 000 - 1 8 1 (31-25)
 WP-Kaylor Chafin (5-0) S-Nolan Hoffman(13) LP-Brown (1-4)
 T-3:04

May 22, 2018, Game 2, Auburn 4, Kentucky 3 (11 inn.)

Kentucky..... 100 010 001 00 - 3 11 1 (34-22)
 Auburn..... 102 000 000 01 - 4 10 0 (38-19)
 WP-Greenhill, Cody (4-2) LP-Zack Thompson (2-1)
 T-3:37 A-5514; HR UK - Kole Cottam (19); HR AU -
 Holland, Will (11)

May 22, 2018, Game 3, LSU 8, Mississippi State 5

Mississippi State 002 101 010 - 5 14 1 (31-25)
 LSU..... 000 022 22X - 8 12 0 (34-23)
 WP-Devin Fontenot (2-0) S-Todd Peterson(5) LP-JP
 France (4-4) T-3:41

May 22, 2018, Game 4, South Carolina 4, Missouri 2

Missouri..... 000 200 000 - 2 4 1 (34-22)
 South Carolina 000 010 30X - 4 9 0 (33-22)
 WP-Eddy Demurias (6-0) S-Graham Lawson(2) LP-Andy
 Toelken (6-3) T-3:07 A-8072

May 23, 2018, Game 5, Texas A&M 7, Georgia 0

Texas A&M..... 000 200 302 - 7 13 0 (38-19)
 Georgia..... 000 000 000 - 0 3 1 (37-18)
 WP-Asa Lacy (3-1) S-Cason Sherrod(1) LP-C.J. Smith
 (1-1) T-3:10; HR AM - Chris Andritsos 2

May 23, 2018, Game 6, Auburn 9, Ole Miss 3

Auburn 000 000 324 - 9 8 2 (39-19)
 Ole Miss..... 002 000 010 - 3 7 2 (42-15)
 WP-Tanner Burns (6-4) S-Calvin Coker, Calvin(7) LP-Greer
 Holston (2-1) T-3:25 A-7126; HR AU - Edouard Julien (15)

May 23, 2018, Game 7, Florida 4, LSU 3

LSU 021 000 000 - 3 5 2 (34-24)
 Florida 003 010 00X - 4 8 4 (42-15)
 WP-Tommy Mace (4-0) S-Michael Byrne(13) LP-
 Ma'Khail Hilliard (9-5) T-3:04; HR LS - Jake Slaughter (7)

May 23, 2018, Game 8, Arkansas 13, South Carolina 8

South Carolina 001 005 002 - 8 11 1 (33-23)
 Arkansas..... 332 201 20X - 13 11 5 (38-17)
 WP-Kacey Murphy (7-4) LP-Logan Chapman (3-3);
 T-3:46 A-6710; HR SC - LT Tolbert (6); HR AR - Dominic
 Fletcher (8), Casey Martin 2 (12)

May 24, 2018, Game 9, Ole Miss 5, Georgia 4 (10 inn.)

Georgia 000 000 120 1 - 4 6 2 (37-19)
 Ole Miss..... 100 100 100 2 - 5 11 1 (43-15)
 WP-Parker Caracci (4-2) LP-Aaron Schunk (2-2) T-3:10;
 HR UG - LJ Talley (6); HR UM - Grae Kessinger (7)

May 24, 2018, Game 10, LSU 6, South Carolina 4

LSU 020 000 010 003 - 6 11 1 (35-24)
 South Carolina 000 101 001 001 - 4 8 2 (33-24)
 WP-Todd Peterson (1-3) LP-John Gilreath (0-1) T-4:17
 A-7197; HR SC - Justin Row (6)

May 24, 2018, Game 11, Texas A&M 4, Auburn 2

Auburn 000 000 011 - 2 4 0 (39-20)
 Texas A&M 001 002 01X - 4 8 1 (39-19)
 WP-John Doxakis (7-5) S-Nolan Hoffman(14) LP-Case
 Mize (9-5) T-2:28 A-9651

May 25, 2018, Game 12, Arkansas 8, Florida 2

Arkansas 020 002 004 - 8 10 0 (39-17)
 Florida..... 000 001 010 - 2 5 0 (42-16)
 WP-Blaine Knight (10-0) S-Matt Cronin(11) LP-Jackson
 Kowar (9-4) T-3:16 A-1388; HR AR - Hunter Wilson (1),
 Casey Martin (13); HR UF - Jonathan India (17)

May 25, 2018, Game 13, Ole Miss 7, Auburn 0

Ole Miss 000 202 102 - 7 10 0 (44-15)
 Auburn 000 000 000 - 0 5 0 (39-21)
 WP-James McArthur (6-0) LP-Andrew Mitchell (2-2) T-3:13;
 HR UM - Thomas Dillard (13), Chase Cockrell (9), Jacob Adams
 (3)

May 25, 2018, Game 14, LSU 11, Florida 0

Florida 000 000 0 - 0 5 3 (42-17)
 LSU 003 008 X - 11 7 0 (36-24)
 WP-Matthew Beck (3-1) LP-Jack Leftwich (4-5) T-2:46
 A-8945



SEC TOURNAMENT RESULTS

May 26, 2018, Game 15, Ole Miss 2, Texas A&M 1

Ole Miss000 200 000 - 2 10 2 (45-15)
Texas A&M000 000 010 - 1 8 0 (39-20)
WP-Jordan Fowler (7-0) S-Will Ethridge(3) LP-Mitchell Kilkenny (8-4) T-3:05

May 26, 2018, Game 16, LSU 2, Arkansas 1

LSU000 002 000 - 2 5 0 (37-24)
Arkansas.....001 000 000 - 1 3 0 (39-18)
WP-Zack Hess (7-5) S-Nick Bush(2) LP-Isaiah Campbell (4-6) T-2:36 A-10381; HR LS - Zach Watson (6); HR AR - Jared Gates (4)

May 27, 2018, Game 17, Ole Miss 9, LSU 1

Ole Miss011 100 402 - 9 15 2 (46-15)
LSU100 000 000 - 1 4 0 (37-25)
WP-Ryan Rolison (9-4) LP-Caleb Gilbert (3-5) T-3:20 A-14126; HR UM - Tim Rowe (2), Michael Fitzsimmon (3)

2019

Hoover, Ala. • Hoover Metropolitan Stadium • May 21-26

May 21, 2019, Game 1, Texas A&M 8, Florida 7 (10 inn.)

Florida000 021 022 0 - 7 8 1 (33-24)
Texas A&M003 000 040 1 - 8 9 2 (37-19)
WP-Kasey Kalich (2-1) LP-Nolan Crisp (4-4) T-3:23; HR AM - Mikey Hoehner (3), Jonathan Ducoff (3)

May 21, 2019, Game 2, Ole Miss 2, Missouri 1

Ole Miss010 000 000 - 1 7 0 (34-25-1)
Missouri000 020 00X - 2 10 1 (34-23)
WP-Will Ethridge (6-6) S-Ryan Olenek (2) LP-Jacob Cantleberry (4-5) T-2:56 A-4135

May 21, 2019, Game 3, Auburn 5, Tennessee 3

Tennessee100 010 001 - 3 4 0 (38-19)
Auburn020 010 20X - 5 7 0 (33-23)
WP-Bailey Horn (3-0); S-Cody Greenhill (10) LP-Garrett Stallings (8-4) T-3:16; HR UT - Zach Daniels (4), AU - Judd Ward (4)

May 21, 2019, Game 4, LSU 8, South Carolina 6

South Carolina050 000 010 - 6 8 3 (28-28)
LSU120 320 00X - 8 13 3 (35-22)
WP-Devin Fontenot (5-1); S- Todd Peterson (3); LP - Parker Coyne (2-1); T-3:27 A-10128; HR - LSU - Josh Smith (8)

May 22, 2019, Game 5, Georgia 2, Texas A&M 0

Texas A&M000 000 000 - 0 2 1 (37-20-1)
Georgia000 000 002 - 2 3 0 (43-14)
WP-Zac Kristofak (5-0); LP-Joseph Menefee (3-2); T-2:41; HR UG - Cam Shepherd (7)

May 22, 2019, Game 6, Arkansas 5, Ole Miss 3

Ole Miss000 021 000 - 3 5 2 (34-24)
Arkansas.....101 002 01X - 5 5 1 (41-15)
WP-Kevin Kopps (6-3); S-Matt Cronin (11); LP-Zack Phillips (4-3); T-2:50; A-5264

May 22, 2019, Game 7, Vanderbilt 11, Auburn 1 (8 inn.)

Auburn000 100 00 - 1 2 1 (33-24)
Vanderbilt.....024 010 13 - 11 16 0 (46-10)
WP-Tommy Mace (4-0) S-Michael Byrne(13) LP-Ma'Khail Hilliard (9-5) T-3:04; HR LS - Jake Slaughter (7)

May 22, 2019, Game 8, Mississippi State 6, LSU 4 (17 inn.)

LSU001 020 020 000 000 10 - 5 12 1 (35-23)
Mississippi State.....211 000 000 000 000 11 - 6 18 2 (46-11)
WP-Kacey Murphy (7-4) LP-Logan Chapman (3-3); T-3:46 A-6710; HR SC - LT Tolbert (6); HR AR - Dominic Fletcher (8), Casey Martin 2 (12)

May 23, 2019, Game 9, Ole Miss 1, Texas A&M 0

Ole Miss000 000 001 - 1 2 0 (35-24)
Texas &M000 000 000 - 0 4 0 (37-21-1)
WP-Doug Nikhazy (7-3); S-Parker Caracci (9); LP-Bryce Miller (4-2); T-2:37

May 23, 2019, Game 10, LSU 4, Auburn 3

Auburn000 000 210 - 3 9 1 (33-25)
LSU100 000 102 - 4 8 1 (36-24)
WP-Todd Peterson (5-2); LP-Cody Greenhill (2-3); T-3:01 A-6891

May 23, 2019, Game 11, Georgia 3, Arkansas 1

Arkansas001 000 000 - 1 5 0 (39-20)
Georgia000 000 120 - 3 6 1 (39-19)
WP-Ryan Webb (1-0); S-Aaron Schunk (12); LP-Jacob Kostyshock (1-3); T-2:37

May 23, 2019, Game 12, Vanderbilt 1, Mississippi State 0

Mississippi State000 000 000 - 0 6 0 (46-12)
Vanderbilt010 000 00X - 1 3 1 (47-10)
WP-Drake Fellows (11-0); S-Tyler Brown (14); LP-Ethan Small (8-2); T-2:59; A-8620.

May 24, 2019, Game 13, Ole Miss 3, Arkansas 2

Arkansas000 200 000 - 2 5 1 (41-17)
Ole Miss000 010 02X - 3 3 1 (36-24)
WP-Austin Miller (5-2); S-Parker Caracci (10); LP-Zebulon Vermillion (4-1); T-2:41

May 24, 2019, Game 14, LSU 12, Mississippi State 2 (7 inn.)

LSU005 700 0 - 12 12 0 (37-23)
Mississippi State002 000 0 - 2 6 2 (46-13)
WP-Aaron George (3-1) LP-JT Ginn (8-4); T-3:08; A-14294

May 25, 2019, Game 15, Ole Miss 5, Georgia 3

Georgia020 010 000 - 3 6 1 (44-15)
Ole Miss001 220 00X - 5 11 0 (37-24)
WP-Max Cioffi (2-2); S-Parker Caracci (11); LP-Tony Locey (10-2) T-3:05

May 25, 2019, Game 16, Vanderbilt 13, LSU 4

Vanderbilt032 206 000 - 13 13 0 (48-10)
LSU000 013 000 - 4 7 3 (37-24)
WP-Kumar Rocker (8-5); LP-Devin Fontenot (5-1); T-3:25 A-12872; HR VU - JJ Bleday (26), Ethan Paul (9), Ty Duvall (4)

May 26, 2019, Game 17, Vanderbilt 11, Ole Miss 10

Ole Miss612 010 000 - 10 9 1 (37-25)
Vanderbilt012 511 001 - 11 17 2 (49-10)
WP-Tyler Brown (3-1) LP-Austin Miller (5-3) T-4:22 A-10487; HR VU - Pat DeMarco (5)

2021

Hoover, Ala. • Hoover Metropolitan Stadium • May 25-30

May 25, 2021, Game 1, Florida 4, Kentucky 1

Kentucky000 010 000 - 1 11 2 (29-23)
Florida200 020 00X - 4 5 1 (36-19)
WP-Tommy Mace (6-1) S-Jack Leftwich(5) LP-Sean Harney (3-2); T-3:15

May 25, 2021, Game 2, Alabama 9, South Carolina 3

Alabama006 201 000 - 9 7 0 (30-22)
South Carolina000 201 000 - 3 7 1 (33-21)
WP-Tyler Ras (7-4) S-Brack Guffey(2) LP-CJ Weins (1-1); T-3:01 A-3499; HR UA - Jackson Tate (5); HR SC - Wes Clarke (22), Braylen Wimmer (11)

May 25, 2021, Game 3, Georgia 4, LSU 1

LSU100 000 000 - 1 7 0 (34-22)
Georgia400 000 00X - 4 9 0 (31-23)
WP-Jaden Woods (4-1) S-Jack Gowen(1) LP-Landon Marceaux (6-5); T-2:33

May 25, 2021, Game 4, Ole Miss 7, Auburn 4

Auburn100 010 200 - 4 7 1 (25-27)
Ole Miss104 000 20X - 7 12 0 (39-17)
WP-Doug Nikhazy (9-2) S-Taylor Broadway(13) LP-Jack Owen (2-5); T-3:01 A-7750; HR AU - Ryan Bliss (15); HR UM - Justin Bench (6), Hayden Dunhurst (7)

May 26, 2021, Game 5, Florida 13, Mississippi State 1 (7 inn.)

Florida135 000 4 - 13 18 2 (37-19)
Mississippi State100 000 0 - 1 4 2 (40-14)
WP-Hunter Barco (10-2) LP-Brandon Smith (4-3); T-2:25; HR UF - Sterlin Thompson (5)

May 26, 2021, Game 6, Alabama 3, Tennessee 2 (11 inn.)

Alabama010 001 000 01 - 3 6 2 (31-22)
Tennessee000 000 200 00 - 2 10 2 (42-15)
WP-Chase Lee (7-0) LP-Sean Hunley (7-4); T-3:22 A-5235

May 26, 2021, Game 7, Arkansas 11, Georgia 2

Georgia000 000 200 - 2 3 3 (31-24)
Arkansas060 130 01X - 11 7 0 (43-10)
WP-Lael Lockhart (3-2) LP-Charlie Goldstein (1-1); T-2:57; HR UG - Corey Collins (8); HR AR - Cullen Smith (7)

May 26, 2021, Game 8, Vanderbilt 5, Ole Miss 4

Ole Miss000 003 010 - 4 7 2 (39-18)
Vanderbilt000 102 002 - 5 11 0 (40-13)
WP-Luke Murphy (2-1) LP-Jack Dougherty (1-2); T-3:19 A-7200; HR UM - Tim Elko 2 (13)

May 27, 2021, Game 9, Tennessee 12, Mississippi State 2 (8 inn.)

Mississippi State001 000 01 - 2 8 0 (40-15)
Tennessee040 121 04 - 12 15 0 (43-15)
WP-Chad Dallas (10-1) LP-Christian MacLeod (5-4) T-2:36; HR UT - Jordan Beck (14), Pete Derkay (3)

May 27, 2021, Game 10, Ole Miss 4, Georgia 0

Georgia000 000 000 - 0 5 1 (31-25)
Ole Miss011 020 00X - 4 7 1 (40-18)
WP-Drew McDaniel (5-1) LP-Liam Sullivan (1-2) T-2:28 A-4737; HR UM - Kevin Graham (13)

May 27, 2021, Game 11, Florida 7, Alabama 2

Florida000 001 330 - 7 14 1 (38-19)
Alabama000 000 002 - 2 7 0 (31-23)
WP-Franco Aleman (2-4) LP-Dylan Smith (1-8); T-2:40; HR UF - Jacob Young (5), Nathan Hickey (9)

May 27, 2021, Game 12, Arkansas 6, Vanderbilt 4

Vanderbilt200 110 000 - 4 6 0 (40-14)
Arkansas020 310 00X - 6 6 0 (44-10)
WP-Ryan Costeiu (7-2) S-Kevin Kopps(9) LP-Kumar Rocker (11-3); T-3:06; A-8625; HR VU - Isaiah Thomas

May 28, 2021, Game 13, Tennessee 11, Alabama 0 (7 inn.)

Tennessee025 202 0 - 11 11 0 (44-15)
Alabama000 000 0 - 0 2 2 (31-24)
WP-Blade Tidwell (8-3) LP-Landon Green (3-2); T-2:07; HR UT - Liam Spence (3), Max Ferguson (11), Evan Russell (13), Luc Lipcius (12)

SEC TOURNAMENT RESULTS

May 28, 2021, Game 14, Ole Miss 4, Vanderbilt 1

Ole Miss..... 020 000 110 - 4 4 1 (41-18)
 Vanderbilt..... 000 000 010 - 1 6 1 (40-15)
 WP-Tyler Myers (4-2) S-Brandon Johnson(1) LP-Jack Leiter (8-3); T-2:48; A-5901; HR UM - Kevin Graham (14)

May 29, 2021, Game 15, Tennessee 4, Florida 0

Tennessee..... 001 200 100 - 4 8 1 (45-15)
 Florida..... 000 000 000 - 0 4 1 (38-20)
 WP-Camden Sewell (4-1) LP-Brandon Sproat (2-1); T-2:42

May 29, 2021, Game 16, Arkansas 3, Ole Miss 2

Arkansas..... 200 001 000 - 3 6 0 (45-10)
 Ole Miss..... 000 020 000 - 2 6 0 (41-19)
 WP-Heston Tole (1-0) S-Connor Noland(1) LP-Jackson Kimbrell (5-1); T-3:09 A-8735; HR AR - Cullen Smith (8)

May 30, 2021, Game 17, Arkansas 7, Tennessee 2

Arkansas..... 000 030 130 - 7 8 0 (46-10)
 Tennessee..... 100 000 100 - 2 9 0 (45-16)
 WP-Ryan Costeiu (8-2) S-Kevin Kopps(10) LP-Will Heflin (2-3) T-2:50 A-10176; HR AR - Cullen Smith (9), Jalen Battles (5); HR UT - Pete Derkay (4)

2022

Hoover, Ala. • Hoover Metropolitan Stadium • May 24-29

May 24, 2022, Game 1, Alabama 5, Georgia 3

Alabama..... 320 000 000 - 5 6 0 (30-25)
 Georgia..... 010 000 020 - 3 6 0 (35-21)
 WP-Ben Hess (3-1) S-Dylan Ray(7) LP-Luke Wagner (5-2); T-3:13; HR UG - Connor Tate (12), Parks Harber (12)

May 24, 2022, Game 2, Florida 2, South Carolina 1

South Carolina.. 000 000 001 0 - 1 4 2 (27-28)
 Florida..... 000 100 000 1 - 2 6 2 (36-20)
 WP-Ryan Slater (5-3) LP-Cade Austin (5-2) T-2:38 A-5506

May 24, 2022, Game 3, Vanderbilt 3, Ole Miss 1

Ole Miss..... 000 000 100 - 1 5 1 (32-22)
 Vanderbilt..... 001 011 00X - 3 7 0 (36-19)
 WP-Carter Holton (8-3) S-Christian Little(3) LP-Dylan DeLucia (5-2) T-2:50

May 25, 2022, Game 4, Kentucky 3, Auburn 1

Kentucky..... 000 100 002 - 3 8 0 (31-24)
 Auburn..... 000 000 010 - 1 7 0 (37-19)
 WP-Tyler Guilfoil (3-1) LP-Blake Burkhalter (4-2) T-3:12 A-5742; HR UK - Oranj Anu (3), Adam Fogel (6); HR AU - Sonny DiChiara (18)

May 25, 2022, Game 5, Alabama 4, Arkansas 3

Alabama..... 021 100 000 - 4 4 0 (31-25)
 Arkansas..... 001 002 000 - 3 5 2 (38-17)
 WP-Antoine Jean (5-1) S-Dylan Ray(8) LP-Will McEntire (1-2) T-2:59; HR AR - Chris Lanzilli (7), Jalen Battles (9)

May 26, 2022, Game 6, Texas A&M 10, Florida 0 (7 inn.)

Florida..... 000 000 0 - 0 1 0 (36-21)
 Texas A&M..... 002 017 X - 10 12 1 (36-17)
 WP-Micah Dallas (5-3) S-Joseph Menefee(1) LP-Brandon Neely (3-2); T-2:25 A-8251; HR AM - Trevor Werner (5), Austin Bost (7), Ryan Targac (14), Jordan Thompson (3)

May 26, 2022, Game 7, Tennessee 10, Vanderbilt 1

Vanderbilt..... 000 010 000 - 1 5 4 (36-20)
 Tennessee..... 105 110 11X - 10 10 0 (50-7)
 WP-Camden Sewell (6-1) LP-Devin Futrell (8-3) T-3:11; HR VU - Carter Young (7); HR UT - Blake Burke (11), Cortland Lawson (11)

May 26, 2022, Game 8, LSU 11, Kentucky 6

Vanderbilt..... 001 000 100 - 2 7 2 (36-21)
 Kentucky..... 010 220 50X - 10 16 1 (32-25)
 WP-Ma'Khail Hilliard (7-1) LP-Mason Hazelwood (2-3) T-3:42 A-9697; HR UK - Devin Burkes 2 (3); HR LS - Josh Pearson (8)

May 27, 2022, Game 9, Florida 7, Arkansas 5

Arkansas..... 000 002 003 - 5 6 1 (38-18)
 Florida..... 020 032 00X - 7 10 1 (37-21)
 WP-Nick Pogue (4-3) Save-Ryan Slater(5) LP-Connor Noland (5-5) T-3:06; HR AR - Braydon Webb (14), Cayden Wallace (11), Michael Turner (7); HR UF - Jud Fabian (21), Jac Caglianone (5), Colby Halter (7)

May 27, 2022, Game 10, Kentucky 10, Vanderbilt 2

Arkansas..... 000 002 003 - 5 6 1 (38-18)
 Florida..... 020 032 00X - 7 10 1 (37-21)
 WP-Daniel Harper (4-1) S-Tyler Guilfoil(6) LP-Chris McElvain (5-5) T-3:21 A-5743

May 27, 2022, Game 11, Texas A&M 12, Alabama 8

Texas A&M..... 010 033 410 - 12 11 5 (37-17)
 Alabama..... 130 200 200 - 8 13 1 (31-26)
 WP-Chris Cortez (6-3) Save-Will Johnston(4) LP-Brock Guffey (2-4) T-4:00; HR AM - Trevor Werner (6), Dylan Rock (17)

May 27, 2022, Game 12, Tennessee 5, LSU 2

LSU..... 000 020 000 - 2 6 1 (38-19)
 Tennessee..... 210 020 00X - 5 6 2 (51-7)
 WP-Chase Dollander (9-0) Save-Redmond Walsh(7) LP-Ty Floyd (5-4) T-3:02 A-12215

May 28, 2022, Game 13, Florida 11, Alabama 6

Florida..... 411 001 004 - 11 12 0 (38-21)
 Alabama..... 402 000 000 - 6 10 0 (31-27)
 WP-Nick Ficarrotta (4-0) LP-Jake Leger (1-1) T-3:02 HR UF - Wyatt Langford 2 (23), Mac Gussette (4); HR UA - Drew Williamson (9), Zane Denton (13)

May 28, 2022, Game 14, Kentucky 7, LSU 2

Ole Miss..... 020 000 110 - 4 4 1 (41-18)
 Vanderbilt..... 000 000 010 - 1 6 1 (40-15)
 WP-Tyler Myers (4-2) S-Brandon Johnson(1) LP-Jack Leiter (8-3); T-2:48; A-5901; HR UM - Kevin Graham (14)

May 28, 2022, Game 15, Florida 9, Texas A&M 0

Tennessee..... 001 200 100 - 4 8 1 (45-15)
 Florida..... 000 000 000 - 0 4 1 (38-20)
 WP-Camden Sewell (4-1) LP-Brandon Sproat (2-1); T-2:42

May 28, 2022, Game 16, Tennessee 12, Kentucky 2

Arkansas..... 200 001 000 - 3 6 0 (45-10)
 Ole Miss..... 000 020 000 - 2 6 0 (41-19)
 WP-Heston Tole (1-0) S-Connor Noland(1) LP-Jackson Kimbrell (5-1); T-3:09 A-8735; HR AR - Cullen Smith (8)

May 29, 2022, Game 17, Tennessee 8, Florida 5

Arkansas..... 000 030 130 - 7 8 0 (46-10)
 Tennessee..... 100 000 100 - 2 9 0 (45-16)
 WP-Ryan Costeiu (8-2) S-Kevin Kopps(10) LP-Will Heflin (2-3) T-2:50 A-10176; HR AR - Cullen Smith (9), Jalen Battles (5); HR UT - Pete Derkay (4)



RECORDS

Batting Average

Game (Min. 6 at bats):

1.000— Spencer Jones, Vanderbilt vs. Indiana State (6 for 6).....	2022
— Antoine Duplantis, LSU vs. Georgia (6 for 6).....	2017
— J. T. Riddle, Kentucky vs. Niagara (6 for 6).....	2014
— Adam Frazier, Miss. State vs. Virginia (6 for 6).....	2013
— David Coffey, Georgia vs. Gardner Webb (6 for 6).....	2003
— Kris Bennett, Tennessee vs. Georgia (CWS 6 for 6).....	2001
— Chris Burke, Tennessee vs. Hawaii-Hilo (6 for 6).....	2000
— Jeff Pickler, Tennessee vs. College of Charleston (6 for 6).....	1998
— Kenderick Moore, Arkansas vs. Alabama (6 for 6).....	1995
— Burke Masters, Miss. State vs. Florida State (6 for 6).....	1990
— Larry Fielder, Tennessee vs. Georgia Tech (6 for 6).....	1968
— Tommy Nichols, Ole Miss vs. Delta State (6 for 6).....	1967
— Don Bell, Miss. State vs. Arkansas (6 for 6).....	1966
— Ron Bertsch, Kentucky vs. Transylvania (6 for 6).....	1959
— Terry Murphy, Miss. State vs. Vanderbilt (6 for 6).....	1956
— Bobby Wilson, Ole Miss vs. Delta State (6 for 6).....	1948
— Charley Connerly, Ole Miss vs. Millsaps (6 for 6).....	1947

Season

.525 — David Magadan, Alabama (114 for 217).....	1983
.489 — Ronnie Braddock, Georgia (22 for 45).....	1962
.469 — Ken Chapman, Alabama (30 for 64).....	1959
.464 — Sam Ewing, Tennessee (45 for 97).....	1970
.464 — Charley Trippi, Georgia (52 for 112).....	1946
.459 — Hunter Bledsoe, Vanderbilt (95 for 207).....	1999
.459 — Nat Showalter, Miss. State (67 for 146).....	1977
.451 — Charley Conerly, Ole Miss (34 for 75).....	1947

Career

.439 — David Magadan, Alabama (268 for 610).....	1981-83
.425 — Hunter Bledsoe, Vanderbilt (170 for 400).....	1997-99
.411 — Sam Ewing, Tennessee (117 for 284).....	1968-70
.411 — Ken Chapman, Alabama (85 for 207).....	1959-61
.407 — Donnie Kessinger, Ole Miss (138 for 345).....	1968-70
.404 — Chris Burke, Tennessee (314 for 777).....	1999-01
.399 — Charley Conerly, Ole Miss (55 for 138).....	1947-48
.397 — John Huffstetler, Tennessee (54 for 136).....	1951-53
.396 — Todd Walker, LSU (310 for 783).....	1992-94
.394 — Joe Stewart, Georgia (104 for 355).....	1977-79

Home Runs

Game

4 — JJ Schwarz, Florida vs. Stetson.....	2015
4 — Bill Sandry, Kentucky vs. Eastern Kentucky.....	1982

Season

40 — Brandon Larson, LSU (69 games).....	1997
30 — Brad Cresse, LSU (69 games).....	2000
29 — Yaron Peters, South Carolina (72 games).....	2002
29 — Rafael Palmeiro, Miss. State (61 games).....	1984
29 — Bruce Castoria, Miss. State (63 games).....	1981
29 — Brad Cresse, LSU (63 games).....	1998
28 — Kent Matthes, Alabama (58 games).....	2009
28 — Gordon Beckham, Georgia (71 games).....	2008
28 — Matt Clark, LSU (65 games).....	2008
28 — Eddy Furniss, LSU (67 games).....	1998
28 — Will Clark, Miss. State (61 games).....	1984
27 — JJ Bleday, Vanderbilt (64 games).....	2019
27 — Trey McClure, LSU (67 games).....	1998
27 — Doug Duke, Alabama (63 games).....	1986
26 — Wyatt Langford, Florida (66 games).....	2022
26 — Matt LaPorta, Florida (70 games).....	2005
26 — Eddy Furniss, LSU (66 games).....	1996
25 — Rich Poythress, Georgia (62 games).....	2009
25 — Dustan Mohr, Alabama (68 games).....	1997
25 — Gary Hymel, LSU (71 games).....	1991
25 — Will Clark, Miss. State (65 games).....	1985
24 — Tim Elko, Ole Miss (65 games).....	2022
24 — Jud Fabian, Florida (66 games).....	2022
24 — Sonny Cortez, Tennessee (52 games).....	1998
24 — Ryan Lundquist, Arkansas (56 games).....	1997
23 — AJ Reed, Kentucky (62 games).....	2014
23 — Hunter Morris, Auburn (64 games).....	2010
23 — Nick Ebert, South Carolina (63 games).....	2009
23 — Justin Smoak, South Carolina (63 games).....	2008
23 — Josh Morris, Georgia (67 games).....	2006
23 — Quinn Stewart, LSU (59 games).....	2006
23 — Ryan Shealy, Florida (65 games).....	2002
23 — Brad Wilkerson, Florida (64 games).....	1997
23 — Jeff Abbott, Kentucky (55 games).....	1994

23 — Andy Osbolt, Georgia (53 games).....	1998
23 — Brad Wilkerson, Florida (64 games).....	1998
23 — Brent Rooper, Mississippi State (67 games).....	2017
23 — Wes Clarke, South Carolina (57 games).....	2021

Career

80 — Eddy Furniss, LSU (265 games).....	1995-98
78 — Brad Cresse, LSU (236 games).....	1997-00
74 — Matt LaPorta, Florida (215 games).....	2004-07
67 — Rafael Palmeiro, Miss. State (183 games).....	1983-85
62 — Justin Smoak, South Carolina (195 games).....	2006-08
61 — Andy Phillips, Alabama (244 games).....	1996-99
61 — Will Clark, Miss. State (175 games).....	1983-85
59 — Trey McClure, LSU (234 games).....	1996-99
59 — Josh Etheredge, Auburn (222 games).....	1995-98
58 — Bruce Castoria, Miss. State (202 games).....	1979-82
57 — Preston Tucker, Florida (265 games).....	2009-12
57 — Danny Hamblin, Arkansas (246 games).....	2004-07
56 — Jud Fabian, Florida (198 games).....	2019-22
56 — Blake Dean, LSU (258 games).....	2007-10
56 — Ryan Lundquist, Arkansas (232 games).....	1996-99
55 — Brad Wilkerson, Florida (195 games).....	1996-98
53 — Gordon Beckham, Georgia (197 games).....	2006-08
52 — Todd Walker, LSU (203 games).....	1992-94
51 — Josh Morris, Georgia (190 games).....	2004-06
51 — Jon Knott, Miss. State (228 games).....	1998-01
50 — Ryan Patterson, LSU (190 games).....	2003-05
50 — Todd Faulkner, Auburn (232 games).....	1998-01
50 — Doug Duke, Alabama (128 games).....	1984-86
50 — G.W. Keller, Alabama (201 games).....	1997-99
50 — John Wilson, Kentucky (165 games).....	1998-00
49 — Brian Fletcher, Auburn (171 games).....	2008-10
49 — Pedro Alvarez, Vanderbilt (170 games).....	2006-08
49 — Frank Thomas, Auburn (178 games).....	1987-89
49 — Albert Belle, LSU (184 games).....	1985-87
49 — Scotti Madison, Vanderbilt (189 games).....	1977-80
48 — Kent Matthes, Alabama (199 games).....	2006-09
48 — Kyle Gordon, Ole Miss (193 games).....	1984-87
47 — Mike Zunino, Florida (193 games).....	2010-12
47 — Jake Smith, Alabama (216 games).....	2007-10
47 — Dustan Mohr, Alabama (200 games).....	1995-97
47 — Tracy Echols, Miss. State (237 games).....	1986-87, 89-90
47 — Clinton Johnston, Vanderbilt (162 games).....	1996-98
46 — Tim Elko, Ole Miss (189 games).....	2018-22
46 — Hunter Morris, Auburn (168 games).....	2008-10
46 — Jeremy Brown, Alabama (251 games).....	1999-02
46 — Blair Barbier, LSU (259 games).....	1997-00
46 — Richard Lee, Miss. State (248 games).....	1995-98

Grand Slams

Game

2 — Zack Powers, Florida vs. Duke.....	2013
2 — Preston Tucker, Florida vs. UCF.....	2009
2 — Roger Miller, Georgia vs. Georgia College.....	1987
2 — Frank Baldasare, Auburn vs. Florida State.....	1968

Season

6 — Mike Pitisci, Alabama (53 games).....	1984
4 — Bruce Castoria, Miss. State (63 games).....	1981
4 — Brad Cresse, LSU (63 games).....	1998

Career

7 — Roger Miller, Georgia (230 games).....	1986-99
6 — Mike Pitisci, Alabama (53 games).....	1984
6 — Jeff Pyburn, Georgia (128 games).....	1978-80
6 — Josh Etheredge, Auburn (222 games).....	1995-98

Runs Batted In

Inning

8 — Jeff Pyburn, Georgia vs. Westminster.....	1980
8 — Allen Trammell, Florida vs. Kentucky.....	1965

Game

11 — Preston Tucker, Florida vs. UCF.....	2009
11 — Jason Nappi, Mississippi State vs. UAB.....	2008
10 — Connor Kaiser, Vanderbilt vs. Clemson.....	2018
10 — JJ Schwarz, Florida vs. Stetson.....	2015
10 — Avery Barnes, Florida vs. Tennessee.....	2007
10 — Adam Davis, Florida vs. Tennessee.....	2005
10 — Joe Randa, Tennessee vs. Louisville.....	1991
10 — Roger Miller, Georgia vs. Georgia College.....	1987
10 — Rafael Palmeiro, Miss. State vs. Jackson State.....	1984

10 – Bob Berry, Auburn vs. Huntingdon	1982
10 – Bruce Castoria, Miss. State vs. UNLV	1981
10 – Frank Baldasare, Auburn vs. Florida State	1968
10 – Charley Conerly, Ole Miss vs. Millsaps	1947

Season

118 – Brandon Larson, LSU (69 games)	1997
106 – Brad Cresse, LSU (69 games)	2000
103 – Todd Faulkner, Auburn (61 games)	2000
103 – Eddy Furniss, LSU (66 games)	1996
102 – Todd Walker, LSU (71 games)	1993
98 – Bruce Castoria, Miss. State (63 games)	1981
95 – Yaron Peters, South Carolina (72)	2002
95 – Tim Hudson, Auburn (66 games)	1997
95 – David Magadan, Alabama (56 games)	1983
94 – Rafael Palmeiro, Miss. State (61 games)	1984
93 – Will Clark, Miss. State (61 games)	1984
92 – Todd Helton, Tennessee (69 games)	1995
90 – Richard Lee, Miss. State (68 games)	1997
90 – Brad Cresse, LSU (63 games)	1998
90 – Josh Etheredge, Auburn (63 games)	1998
87 – Sonny Cortez, Tennessee (52 games)	1998
87 – Ryan Bordenick, South Carolina (56 games)	1997
86 – Rich Poythress, Georgia (62 games)	2009
86 – Gabe Gross, Auburn (61 games)	2000
86 – Casey Dunn, Auburn (65 games)	1999
85 – Preston Tucker, Florida (62 games)	2009
85 – Wes Grisham, LSU (72 games)	1989
85 – Richard Lee, Miss. State (65 games)	1998

Career

308 – Eddy Furniss, LSU (265 games)	1995-98
269 – Josh Etheredge, Auburn (222 games)	1995-98
265 – Richard Lee, Miss. State (248 games)	1995-98
260 – Blake Dean, LSU (258 games)	2007-10
258 – Preston Tucker, Florida (265 games)	2009-12
257 – Brad Cresse, LSU (236 games)	1997-00
255 – Todd Faulkner, Auburn (216 games)	1998-01
246 – Todd Walker, LSU (203 games)	1992-94
239 – Rafael Palmeiro, Miss. State (183 games)	1983-85
238 – Todd Helton, Tennessee (199 games)	1993-95
233 – Ryan Lundquist, Arkansas (232 games)	1996-99
232 – Casey Dunn, Auburn (231 games)	1996-99
230 – Jeremy Brown, Alabama (251 games)	1999-02
226 – Andy Phillips, Alabama (244 games)	1996-99
226 – Roger Miller, Georgia (230 games)	1986-89
219 – Danny Hamblin, Arkansas (246 games)	2004-07
218 – Gabe Gross, Auburn (183 games)	1999-01
216 – Antoine Duplantis, LSU (269 games)	2016-19
214 – Brad Wilkerson, Florida (195 games)	1996-98
213 – Bruce Castoria, Miss. State (202 games)	1979-82
207 – Justin Smoak, South Carolina (195 games)	2006-08
207 – Tommy Raffo, Miss. State (218 games)	1987-90

Official Times at Bat

Inning

3 – Ben Harrison, Florida vs. Savannah State (3 hits)	2001
3 – Chip Rhea, Kentucky vs. Marshall (3 hits)	1996
3 – Joey Jackson, Vanderbilt vs. St. Joseph's (3 hits)	1986
3 – Vance Shulte, Vanderbilt vs. St. Joseph's (3 hits)	1986
3 – Jeff Pyburn, Georgia vs. Westminster (3 hits)	1980
3 – Allen Trammell, Florida vs. Kentucky (3 hits)	1965
3 – Jay Waggoner, Auburn vs. Troy State (3 hits)	1994
3 – Warren Morris, LSU vs. Georgia Tech (2 hits)	1996

Game

9 – Jay Estes, Auburn vs. Alabama	2017
9 – Anthony Gomez, Vanderbilt vs. Louisville	2012
9 – Mark Gugino, South Carolina vs. Clemson (4 for 9)	1994
9 – John Fuller, Florida vs. Auburn	1972
8 – Rowdey Jordan, Mississippi State vs. LSU (3 for 8)	2019
8 – Tanner Allen, Mississippi State vs. LSU (3 for 8)	2019
8 – Jordan Westburg, Mississippi State vs. LSU (1 for 8)	2019
8 – Daniel Cabrera, LSU vs. Mississippi State (1 for 8)	2019
8 – Josh Smith, LSU vs. Mississippi State (2 for 8)	2019
8 – Heston Kjerstad, Arkansas vs. Auburn (1 for 8)	2019
8 – Riley King, Georgia vs. Clemson (3 for 8)	2019
8 – Hunter Alexander, Alabama vs. Georgia (0 for 8)	2018
8 – Michael Helman, Texas A&M vs. UT Arlington (2 for 8)	2018
8 – Chris Andritsos, Texas A&M vs. UT Arlington (2 for 8)	2018
8 – Logan Taylor, Texas A&M vs. TCU (2 for 8)	2015

8 – Chandler Avant, Alabama vs. LSU (1 for 8)	2015
8 – Scott Price, Tennessee vs. Morehead State (5 for 8)	2014
8 – Casey Turgeon, Florida vs. Missouri (3 for 8)	2013
8 – Adam Frazier, Miss. State vs. Missouri (3 for 8)	2013
8 – Alex Detz, Miss. State vs. Missouri (2 for 8)	2013
8 – Mario Garza, Florida vs. South Florida (4 for 8)	2003
8 – C.J. Smith, Florida vs. South Florida (3 for 8)	2003
8 – Justin Tordi, Florida vs. South Florida (5 for 8)	2003
8 – Steve Gendron, Miss. State vs. Georgia (1 for 8)	2003
8 – Garris Gonce, South Carolina vs. Arkansas (3 for 8)	2002
8 – Lance Jones, Ole Miss vs. Arizona	2001
8 – Burney Hutchinson, Ole Miss vs. Arizona	2001
8 – Justin Parker, Tennessee vs. Georgia State (4 for 8)	1999
8 – Jeff Baumtrog, Tennessee vs. Georgia State (5 for 8)	1999
8 – Dan Gorman, Tennessee vs. ETSU (3 for 8)	1988
8 – Stacy Stokes, South Carolina vs. Clemson (2 for 8)	1994
8 – John Farrell, Alabama vs. Miss. State (4 for 8)	1989
8 – Pat Monti, Alabama vs. Miss. State (3 for 8)	1989
8 – Burke Masters, Miss. State vs. Alabama (5 for 8)	1989
8 – Russell Whittenburg, Auburn vs. Arkansas (0 for 8)	1994
8 – Mike Killimett, Auburn vs. Arkansas (2 for 8)	1994
8 – Jay Waggoner, Auburn vs. Troy State (5 for 8)	1994
8 – Chris Wiggs, Florida vs. Miami, Fla. (2 for 8)	1995
8 – Dee Smithey, Alabama vs. Georgia Southern (3 for 8)	1984
8 – Allan Stallings, Alabama vs. Georgia Southern (4 for 8)	1984
8 – Andy Merchant, Auburn vs. Florida (6 for 8)	1972
8 – Bill Etheridge, Miss. State vs. Ole Miss (2 for 8)	1963
8 – Terry Childers, Georgia vs. Western Carolina (3 for 8)	1992
8 – Blaise Kozeniewski, Georgia vs. Western Carolina (5 for 8)	1992

Season

334 – Drew Meyer, South Carolina (75 games)	2002
315 – Joey Side, Georgia (70)	2006
311 – Ryan Peisel, Georgia (71 games)	2008
304 – Adam Frazier, Miss. State (71 games)	2013
302 – Jake Mangum, Miss. State (67 games)	2019
302 – Justin Harris, South Carolina (74 games)	2002
302 – David Eckstein, Florida (68 games)	1996
301 – Matt Olson, Georgia (70 games)	2008
298 – McKay Smith, Georgia (71 games)	1990
297 – Josh Rutledge, Alabama (67 games)	2010
296 – Whit Merrifield, South Carolina (70 games)	2010
296 – Steve Thomas, South Carolina (75 games)	2002
295 – David Tidwell, Alabama (69 games)	1997
294 – Adam Davis, Florida (71 games)	2005
294 – Brian Buscher, South Carolina (75 games)	2002
293 – Ryan Patterson, LSU (65 games)	2004
293 – Matt Whitley, Tennessee (70 games)	1995
292 – Mike Fontenot, LSU (69 games)	2000
291 – Jay Waggoner, Auburn (65 games)	1994
291 – Wes Grisham, LSU (72 games)	1989
290 – Kramer Robertson, Georgia (72 games)	2017
290 – Rhett Wiseman, Vanderbilt (71 games)	2015
289 – Brandon Larson, LSU (69 games)	1997
288 – Jake Mangum, Mississippi State (68 games)	2018
288 – Dave Majeski, Florida (68 games)	1991
287 – Andy Neufeld, Georgia (69 games)	2001
287 – Brad Hawpe, LSU (69 games)	2000
287 – David Mitchell, Miss. State (71 games)	1990
286 – Austin Bousfield, Ole Miss (69 games)	2014
286 – Anthony Gomez, Vanderbilt (66 games)	2011
286 – Preston Tucker, Florida (72 games)	2011
286 – Gordon Beckham, Georgia (70 games)	2006
286 – Bryan Reynolds, Vanderbilt (72 games)	2015
286 – Ethan Paul, Vanderbilt (64 games)	2019

Career

1109 – Antoine Duplantis, LSU (269 games)	2016-19
1074 – Jake Mangum, Mississippi State (2672)	2016-19
1035 – Preston Tucker, Florida (265 games)	2009-12
1019 – Jason Williams, LSU (266 games)	1993-96
1000 – Blair Barbier, LSU (259 games)	1997-00
998 – Jeffery Rea, Miss. State (236 games)	2004-07
998 – Jay Waggoner, Auburn (246 games)	1992-95
994 – Steven Gendron, Miss. State (232 games)	2001-04
993 – Matthew Maniscalco, Miss. State (246 games)	2000-03
989 – Blake Dean, LSU (258 games)	2007-10
967 – Richard Lee, Miss. State (248 games)	1995-98
963 – Brent Boyd, Alabama (242 games)	1999-02



RECORDS

950 – Michael Campbell, South Carolina (255 games)	2003-06
948 – Eddy Furniss, LSU (265 games)	1995-98
941 – Josh Adams, Florida (253 games)	2008-11
941 – Mark Ellis, Florida (174 games)	1996-99
940 – Danny Hamblin, Arkansas (246 games)	2004-07
937 – Burke Masters, Miss. State (251 games)	1987-90
927 – Taylor Dugas, Alabama (241 games)	2009-12
919 – Travis Chapman, Miss. State (248 games)	1997-00
917 – Brandon Moore, Auburn (242 games)	1991-94
910 – Jeremy Brown, Alabama (251 games)	1999-02
905 – Casey Dunn, Auburn (231 games)	1996-99
905 – Andy Phillips, Alabama (244 games)	1996-99
901 – Chad Wandall, Auburn (245 games)	1996-99
900 – Joe Caruso, Alabama (242 games)	1994-97
900 – Tookie Johnson, LSU (255 games)	1988-91

Hits

Game

6 – Spencer Jones, Vanderbilt vs. Indiana State	2022
6 – Antoine Duplantis, LSU vs. Georgia	2017
6 – J.T. Riddle, Kentucky vs. Niagara	2014
6 – Adam Frazier, Miss. State vs. Virginia	2013
6 – Tyler Johnstone, Auburn vs. Elon	2005
6 – David Coffey, Georgia vs. Gardner Webb	2003
6 – Kris Bennett, Tennessee vs. Georgia (CWS)	2001
6 – Chris Burke, Tennessee vs. Hawaii-Hilo	2000
6 – Andy Merchant, Auburn vs. Florida	1972
6 – Burke Masters, Miss. State vs. Florida State	1990
6 – Tracy Echols, Miss. State vs. Kentucky	1989
6 – Larry Fielder, Tennessee vs. Georgia Tech	1968
6 – Tommy Nichols, Ole Miss vs. Delta State	1967
6 – Don Bell, Miss. State vs. Arkansas	1966
6 – Ron Bertsch, Kentucky vs. Transylvania	1959
6 – Ralph Greenbaun, Vanderbilt vs. Middle Tennessee State	1957
6 – Terry Murphy, Miss. State vs. Vanderbilt	1956
6 – Bobby Wilson, Ole Miss vs. Delta State	1948
6 – Charley Conerly, Ole Miss vs. Millsaps	1947
6 – Kendrick Moore, Arkansas vs. Alabama	1995
6 – Ryan Bordenick, South Carolina vs. Clemson	1997
6 – Mike Curry, South Carolina vs. Western Carolina	1997
6 – Jason McConnell, Arkansas vs. Vanderbilt	1997
6 – Jeremy Jackson, Arkansas vs. Northeastern State	1997
6 – Jeff Pickler, Tennessee vs. College of Charleston	1998

Season

120 – Drew Meyer, South Carolina (334 at bats)	2002
119 – Jay Waggoner, Auburn (291 at bats)	1994
118 – Chris Burke, Tennessee (271 at bats)	2001
114 – David Magadan, Alabama (217 at bats)	1983
113 – Gordon Beckham (275 at bats)	2008
111 – Joey Side, Georgia (315 at bats)	2006
111 – Warner Jones, Vanderbilt (268 at bats)	2004
110 – Brandon Larson, LSU (289 at bats)	1997
109 – Chris Burke, Tennessee (272 at bats)	2000
109 – Todd Walker, LSU (276 at bats)	1993
109 – Jeff Pickler, Tennessee (245 at bats)	1998
108 – Jake Mangum, Miss. State (302 at bats)	2019
108 – Chaz Lytle, Georgia (279 at bats)	2002
108 – Tim Hudson, Auburn (273 at bats)	1997
107 – Adam Frazier, Miss. State (304 at bats)	2013
107 – G.W. Keller, Alabama (270 at bats)	1999
107 – Josh Rutledge, Alabama (297 at bats)	2010
106 – Ryan Peisel (311 at bats)	2008
106 – J.C. Holt, LSU (270 at bats)	2004
106 – Brian Buscher, South Carolina (270 at bats)	2003
106 – Yaron Peters, South Carolina (281 at bats)	2002
106 – Brad Cresse, LSU (273 at bats)	2000
106 – Wes Grisham, LSU (291 at bats)	1989
105 – Austin Martin, Vanderbilt (268 at bats)	2019
105 – Hunter Morris, Auburn (272 at bats)	2010
105 – Pedro Alvarez, Vanderbilt (272 at bats)	2007
105 – Steve Thomas, South Carolina (296 at bats)	2002
105 – Todd Faulkner, Auburn (61 games)	2000
105 – Dax Norris, Alabama (284 at bats)	1996
105 – Todd Helton, Tennessee (258 at bats)	1995
105 – Scott Pratt, Auburn (258 at bats)	1998
104 – Alex Bregman, LSU	2013
104 – Ryan Flaherty, Vanderbilt (272 at bats)	2007
104 – Mark Kiger, Florida (258 at bats)	2002
104 – Pat Osborn, Florida (251 at bats)	2002

104 – Brad Hawpe, LSU (287 at bats)	2000
104 – Mike Curry, South Carolina (260 at bats)	1998
103 – Jack Moss, Texas A&M (271 at bats)	2022
103 – Kurt Keene, Florida (282 at bats)	2000
103 – Mike Fontenot, LSU (292 at bats)	2000
103 – Brian Wiese, Miss. State (250 at bats)	1998
103 – Adam Sullivan, Auburn (260 at bats)	1997
103 – Andy Phillips, Alabama (259 at bats)	1999
102 – Josh Rutledge, Alabama (67 games)	2010
102 – Zack Cox, Arkansas (102 hits in 238 at bats)	2010
102 – Sean Barker, LSU (267 at bats)	2002
102 – Jeff Keppinger, Georgia (262 at bats)	2001
102 – Gabe Gross, Auburn (61 games)	2000
102 – Casey Dunn, Auburn (269 at bats)	1999
102 – Mailon Kent, Auburn (269 at bats)	1999
102 – David Eckstein, Florida (302 at bats)	1996
102 – Joe Caruso, Alabama (278 at bats)	1996
102 – Jeff Abbott, Kentucky (229 at bats)	1994
102 – Tommy Raffo, Miss. State (266 at bats)	1989
102 – Roberto Vaz, Alabama (255 at bats)	1997
102 – Andy Phillips, Alabama (279 at bats)	1997
101 – Jake Mangum, Mississippi State (288 at bats)	2018
101 – Emeel Salem, Alabama (284 at bats)	2006
101 – Brad Henderson, Ole Miss (260 at bats)	1999
101 – Todd Walker, LSU (257 at bats)	1994
101 – David Tidwell, Alabama (295 at bats)	1997
100 – Raph Rhymes, LSU (232 at bats)	2012
100 – Jeff Corsaletti, Florida (279 at bats)	2005
100 – Ryan Patterson, LSU (293 at bats)	2004
100 – Richard Lee, Miss. State (276 at bats)	1997
100 – Todd Walker, LSU (250 at bats)	1992
100 – Wes Grisham, LSU (278 at bats)	1990
100 – Adam Everett, South Carolina (267 at bats)	1998
100 – Boomer White, Texas A&M (259 at bats)	2016
100 – Tanner Allen, Mississippi State (261 at bats)	2021

Career

383 – Jake Mangum, Miss. State (1074 at bats)	2016-19
352 – Antoine Duplantis, LSU (1109 at bats)	2016-19
352 – Eddy Furniss, LSU (948 at bats)	1995-98
341 – Preston Tucker, Florida (265 games)	2009-12
341 – Jay Waggoner, Auburn (998 at bats)	1992-95
335 – Jeffery Rea, Miss. State (998 at bats)	2004-07
334 – Taylor Dugas, Alabama (927 at bats)	2009-12
332 – Blake Dean, LSU (989 at bats)	2007-10
328 – Richard Lee, Miss. State (967 at bats)	1995-98
327 – Travis Chapman, Miss. State (919 at bats)	1997-00
327 – Jason Williams, LSU (1019 at bats)	1993-96
323 – Kurt Keene, Tennessee/Florida (956 at bats)	1997-00
322 – Andy Phillips, Alabama (244 games)	1996-99
319 – Mark Ellis, Florida (941 at bats)	1996-99
316 – Steve Gendron, Mississippi State (242 games)	2001-04
313 – Brent Boyd, Alabama (963 at bats)	1999-02
314 – Chris Burke, Tennessee (777 at bats)	1999-01
310 – Todd Walker, LSU (713 at bats)	1992-94
309 – Mailon Kent, Auburn (232 games)	1998-01
309 – Joe Caruso, Alabama (900 at bats)	1994-97
307 – Jeremy Brown, Alabama (910 at bats)	1999-02
307 – Blair Barbier, LSU (1000 at bats)	1997-00
307 – Casey Dunn, Auburn (231 games)	1996-99
304 – Brandon Moore, Auburn (917 at bats)	1991-94
303 – Todd Faulkner, Auburn (216 games)	1998-01
300 – Dominic de la Osa, Vanderbilt (243 games)	2005-08

Doubles

Inning

2 – Vickash Ramjit, Florida vs. South Carolina	2013
2 – Beau Hearrod, Alabama vs. UAB	2003
2 – Michael Brown, Miss. State vs. Ole Miss	2001
2 – Jay Tedesco, Kentucky vs. Marshall	1996
2 – Jay Waggoner, Auburn vs. Troy State	1994
2 – Jon Shave, Miss. State vs. Georgia Southern	1990
2 – Billy Minnis, Florida vs. Alabama	1989
2 – Chuck Rouse, Ole Miss vs. Southern Illinois	1982
2 – Charles DeFrance, Vanderbilt vs. Georgia	1981
2 – David Nenad, Vanderbilt vs. Florida	1980
2 – Ronnie Russell, Ole Miss vs. Delta State	1979
2 – Allen Trammell, Florida vs. Kentucky	1965

Game

4 – Lee Mitchell, Georgia vs. Coastal Carolina	2002
--	------

4 – Matt Kata, Vanderbilt vs. Alabama	1998
4 – Rodney Nye, Arkansas vs. Louisiana Tech	1998
4 – David Eckstein, Florida vs. Bethune-Cookman	1996
4 – Jeffrey Johnson, Ole Miss vs. South Carolina	1995
4 – Mick Kerns, Alabama vs. Auburn (1st game)	1991
4 – Junior Rodgers, Ole Miss vs. Livingston	1985
4 – Ken Dempsey, Auburn vs. Georgia	1981

Season

36 – Brad Hawpe, LSU (69 games)	2000
31 – Doug Radziewicz, Georgia (58 games)	1991
31 – David Magadan, Alabama (58 games)	1983
30 – Brent Rooker, Mississippi State (67 games)	2017
30 – Jeff Pickler, Tennessee (55 games)	1998
29 – Scott Schroeffer, Tennessee (63 games)	1996
28 – Mike Zunino, Florida (66 games)	2012
27 – Dansby Swanson, Vanderbilt (72 games)	2014
27 – Warner Jones, Vanderbilt (64 games)	2004
27 – Adam Pavkovich, Alabama (62 games)	2003
27 – Aaron Hill, LSU (68 games)	2003
27 – Matt Erickson, Arkansas (56 games)	1997
27 – Pete Young, Miss. State (67 games)	1989
27 – Vince Castaldo, Kentucky (63 games)	1988
27 – Todd Helton, Tennessee (69 games)	1995
27 – Eddy Furniss, LSU (67 games)	1998
27 – Eric Hinske, Arkansas (58 games)	1998
27 – Todd Faulkner, Auburn (61 games)	2000
26 – Mitch Moreland, Miss. State (60 games)	2007
26 – Steve Thomas, South Carolina (75 games)	2002
26 – Adam Swann, Georgia (69 games)	2001
26 – Gabe Gross, Auburn (61 games)	2000
26 – Chris Burke, Tennessee (63 games)	1999
26 – Josh Adeb, Vanderbilt (51 games)	1997
26 – Adam Piatt, Miss. State (61 games)	1996
26 – Russ Johnson, LSU (66 games)	1994
26 – Wes Grisham, LSU (72 games)	1989
26 – Chris Burke, Tennessee (63 games)	2000

Career

87 – Eddy Furniss, LSU (265 games)	1995-98
80 – Doug Radziewicz, Georgia (242 games)	1988-91
73 – Jake Mangum, Miss. State (262 games)	2016-19
72 – Chris Burke, Tennessee (186 games)	1999-01
71 – Todd Faulkner, Auburn (216 games)	1998-01
71 – Travis Chapman, Miss. State (248 games)	1997-00
70 – Preston Tucker, Florida (265 games)	2009-12
69 – Adam Swann, Georgia (215 games)	1999-02
68 – Gabe Gross, Auburn (183 games)	1999-01
68 – Ryan Lundquist, Arkansas (232 games)	1996-99
67 – Taylor Dugos, Alabama (241 games)	2009-12
66 – Ryan Patterson, LSU (190 games)	2002-05
66 – Richard Lee, Miss. State (248 games)	1995-98
65 – J.R. Showalter, Georgia (190 games)	1988-90
65 – Mike Botkin, Kentucky (203 games)	1979-82
65 – Todd Helton, Tennessee (199 games)	1993-95
64 – David Magadan, Alabama (162 games)	1981-83
63 – Kyle Farmer, Georgia (212 games)	2010-13
63 – Blake Dean, LSU (258 games)	2007-10
63 – Dominic de la Osa, Vanderbilt (243 games)	2005-08
63 – Brent Boyd, Alabama (242 games)	1999-02
63 – Andy Phillips, Alabama (244 games)	1996-99

Triples

Game

3 – Michael Rosemond, Ole Miss vs. New Orleans	1999
3 – Stuart Driscoll, Tennessee vs. Carson-Newman	1971
3 – Ken Chapman, Alabama vs. Samford	1960
3 – Maury Hurt, Florida vs. Tennessee	1956
3 – Haywood Sullivan, Florida vs. Georgia Tech	1951

Season

12 – Mike Kelley, Miss. State (60 games)	1979
11 – Chris Burke, Tennessee (67 games)	2001
11 – Brian Duva, Florida (58 games)	1993
11 – Todd Walker, LSU (71 games)	1993
11 – Rob Teegarden, Florida (60 games)	1979
10 – Trey Gainous, Auburn (55 games)	1986
9 – Joey Side, Georgia (70 games)	2006
9 – Roberto Vaz, Alabama (63 games)	1997
9 – Bob Hughes, Arkansas (57 games)	1994
8 – Tony Kemp, Vanderbilt (63 games)	2012
8 – Justin Henry, Ole Miss (65 games)	2007

8 – Ryan Klosterman, Vanderbilt (63 games)	2004
8 – Shane Kelly, Miss. State (60 games)	2000
8 – Justin Parker, Tennessee (63 games)	2000
8 – Jeremy Jackson, Arkansas (56 games)	1997
8 – Kevin Kessinger, Ole Miss (54 games)	1991
8 – Tommy Keyes, Ole Miss (33 games)	1963
8 – Sonny Saye, Georgia (27 games)	1955
8 – Roger Sigler, LSU (19 games)	1954
8 – Dick Ramsey, Kentucky (25 games)	1949
8 – Zach Lavy, Missouri (56 games)	2016
8 – Jeren Kendall, Vanderbilt (62 games)	2016

Career

21 – Brian Duva, Florida (241 games)	1991-94
20 – Rock Wilson, Auburn (213 games)	1984-87
20 – Mike Kelley, Miss. State (190 games)	1976-79
20 – Ty Bilderback, Arkansas (205 games)	1992-95
18 – Taylor Dugos, Alabama (241 games)	2009-12
17 – Chris Burke, Tennessee (186 games)	1999-01
16 – Clete Thomas, Auburn (179 games)	2003-05
15 – Tony Kemp, Vanderbilt (28 games)	2011-12
15 – Jason McConnell, Arkansas (153 games)	1995-97
15 – Allen Williams, Arkansas (172 games)	1992-94
15 – Todd Walker, LSU (203 games)	1992-94
15 – Nick Morrow, Vanderbilt (219 games)	1991-94
15 – Trey Gainous, Auburn (154 games)	1985-87
15 – Rob Teegarden, Florida (108 games)	1978-79
15 – Chuck Long, Kentucky (180 games)	1976-79
14 – Justin Henry, Ole Miss (186 games)	2005-07
14 – Alex Presley, Ole Miss (185 games)	2004-06
14 – Joey Side, Georgia (187 games)	2004-06
14 – Burney Hutchinson, Ole Miss (214 games)	1999-02
14 – Justin Parker, Tennessee (218 games)	1998-01
14 – Kevin Kessinger, Ole Miss (209 games)	1989-92
14 – Nate Riddle, Ole Miss (193 games)	1989-92
14 – Ted Milton, Miss. State (151 games)	1969-72

Hitting Streaks

Games (single season)

36 – Andy Phillips, Alabama	1999
35 – Ryan Flaherty, Vanderbilt	2007
33 – Todd Walker, LSU	1993
32 – Roberto Vaz, Alabama	1997
31 – Casey Dunn, Auburn	1997
31 – Gene Cone, South Carolina	2016
30 – Thomas Berkery, Mississippi State	2006
29 – Tim Olson, Florida	2000
28 – Josh Hudson, Georgia	1999
28 – Scott Pratt, Auburn	1998
27 – Justin Fradejas, Auburn	2010
27 – Ron Brown, Miss. State	1993
27 – Greg Thomas, Vanderbilt	1991
27 – David Magadan, Alabama	1981
27 – Condredge Holloway, Tennessee	1975
26 – Mark Thornhill, Georgia	2001
26 – Eddy Furniss, LSU	1998
26 – Brad Wilkerson, Florida	1997
26 – Jeff Pickler, Tennessee	1998

Games (consecutive seasons)

36 – Ryan Flaherty, Vanderbilt	2006-07
32 – Warner Jones, Vanderbilt	2003-04
31 – Rex Buckner, Miss. State	1992-93

Consecutive At-Bats

11 – Mick Kerns, Alabama	1991
10 – Mason Katz, LSU	2012
10 – Craig Gentry, Arkansas	2005
10 – Drew Rogers, Ole Miss	2002
10 – Mike Basse, Tennessee	1991

Runs Scored

Inning

3 – Ben Harrison, Florida vs. Savannah State	2001
3 – Tim Lanier, LSU vs. Georgia Tech	1996
3 – Joey Jackson, Vanderbilt vs. St. Joseph's	1986
3 – Allen Trammell, Florida vs. Kentucky	1965

Game

7 – Mario Garza, Florida vs. Siena	2002
6 – Tim Elko, Ole Miss vs. Arizona	2022
6 – Trevor Ezell, Arkansas vs. Grambling	2019
6 – Brian Reimsnyder, Florida vs. Alabama	1989
6 – Andy Burns, Kentucky vs. Mississippi State	2009



RECORDS

6 – Adam Davis, Florida vs. Notre Dame	2005
6 – Jonathan Tucker, Florida vs. Hofstra	2003
6 – Mario Garza, Florida vs. Florida Atlantic	2003
6 – Jeremy Jackson, Arkansas vs. Northeastern State	1997
6 – Adam Everett, South Carolina vs. Clemson	1997
6 – Derick Urquhart, South Carolina vs. Clemson	1997
6 – Ryan Bordenick, South Carolina vs. Clemson	1997
6 – Craig Shipley, Alabama vs. Georgia Southern	1984
6 – David Jackson, Georgia vs. Tennessee Temple	1982
6 – Terry Murphy, Miss. State vs. Vanderbilt	1956

Season

105 – Chris Burke, Tennessee (67 games)	2001
102 – Mike Curry, South Carolina (62 games)	1998
97 – Gordon Beckham, Georgia (71 games)	2008
95 – Nathan Dunn, LSU (66 games)	1996
93 – Mike Fontenot, LSU (69 games)	2000
90 – Mark Kiger, Florida (65 games)	2002
88 – Brett Elbin, Alabama (54 games)	1983
87 – Austin Martin, Vanderbilt (58 games)	2019
87 – Drew Meyer, South Carolina (75 games)	2002
87 – Roberto Vaz, Alabama (63 games)	1997
87 – Eric Hinske, Arkansas (56 games)	1997
87 – Rafael Palmeiro, Miss. State (61 games)	1984
86 – Brad Wilkerson, Florida (64 games)	1998
86 – David Tidwell, Alabama (69 games)	1997
86 – Matt Erickson, Arkansas (56 games)	1997
86 – Todd Helton, Tennessee (69 games)	1995
85 – G.W. Keller, Alabama (69 games)	1999
85 – David Eckstein, Florida (64 games)	1997
85 – Todd Walker, LSU (71 games)	1993
85 – Eddy Furniss, LSU (67 games)	1998
85 – Kramer Robertson, LSU (72 games)	2017
83 – Gabe Gross, Auburn (61 games)	2000
83 – Ryan Lundquist, Arkansas (56 games)	1997
83 – Russ Johnson, LSU (71 games)	1993

Career

270 – Jason Williams, LSU (266 games)	1993-96
261 – Eddy Furniss, LSU (265 games)	1995-98
260 – Blair Barbier, LSU (259 games)	1997-00
244 – Jeremy Brown, Alabama (251 games)	1999-02
241 – Ryan Lundquist, Arkansas (232 games)	1996-99
240 – Mark Ellis, Florida (224 games)	1996-99
239 – Brad Wilkerson, Florida (195 games)	1996-98
234 – Todd Walker, LSU (203 games)	1992-94
233 – Brent Boyd, Alabama (242 games)	1999-02
232 – Taylor Dugas, Alabama (241 games)	2009-12
232 – Mailon Kent, Auburn (216 games)	1998-01
232 – Dan Van Cleve, Miss. State (219 games)	1982-85
229 – Jake Mangum, Miss. State (262 games)	2016-19
227 – Burke Masters, Miss. State (251 games)	1987-90
224 – Chris Burke, Tennessee (186 games)	1999-01
224 – Rafael Palmeiro, Miss. State (183 games)	1983-85
223 – Blake Dean, LSU (258 games)	2007-10
223 – Derick Urquhart, South Carolina (217 games)	1995-98
223 – Nick Morrow, Vanderbilt (219 games)	1991-94
222 – Andy Phillips, Alabama (244 games)	1996-99
222 – David Eckstein, Florida (199 games)	1994-97
221 – Travis Chapman, Miss. State (248 games)	1997-00
220 – Matt den Dekker, Florida (234 games)	2007-10
219 – Richard Lee, Miss. State (248 games)	1995-98
216 – Russ Johnson, LSU (200 games)	1992-94
215 – Mike Curry, South Carolina (172 games)	1996-98
214 – G.W. Keller, Alabama (201 games)	1997-99
213 – Antoine Duplantis (269 games)	2016-19
212 – Mark Kiger, Florida (180 games)	2000-02
212 – Drew Meyer, South Carolina (209 games)	2000-02
212 – Jack Welsh, Arkansas (22 games)	1997-00

Total Bases

Inning

8 – Cole Foster, Auburn vs. SE Louisiana (2 HR)	2022
8 – Blake Dean, LSU vs. Tulane (2 HR)	2009
8 – Ryan Schimpf, LSU vs. Tulane (2 HR)	2009
8 – Kavin Mellilo, South Carolina vs. Charleston Southern (2HR)	2004
8 – Garris Gonc, South Carolina vs. Ole Miss (2 HR)	2002
8 – Matt Goss, Florida vs. Ole Miss (2 HR)	2002
8 – Ryan Shealy, Florida vs. Ole Miss (2 HR)	2002
8 – Mike Dezenzo, South Carolina vs. Charleston Southern (2 HR)	1993
8 – Frank Velleggia, Alabama vs. Columbus (2 HR)	1983
8 – Allen Trammell, Florida vs. Kentucky (HR, 2 2B)	1965

Game

18 – JJ Schwarz, Florida vs. Stetson	2015
16 – Bill Sandry, Kentucky vs. Eastern Kentucky	1982
16 – Eddy Furniss, LSU vs. Auburn	1998
15 – Ryan Duffy, Mississippi State vs. Jackson State	2010
15 – Ryan Lundquist, Arkansas vs. Central Missouri State	1997
14 – 18 times (Last: Cole Foster, Auburn vs. SE Louisiana)	2018

Season

250 – Brandon Larson, LSU (69 games)	1997
221 – Gordon Beckham, Georgia (71 games)	2008
221 – Chris Burke, Tennessee (67 games)	2001
217 – Brad Cresse, LSU (69 games)	2000
215 – Yaron Peters, South Carolina (75 games)	2002
214 – Todd Walker, LSU (71 games)	1993
212 – Eddy Furniss, LSU (67 games)	1998
209 – Rafael Palmeiro, Miss. State (61 games)	1984
203 – Andy Phillips, Alabama (64 games)	1999
203 – Jeff Abbott, Kentucky (55 games)	1994
202 – Hunter Morris, Auburn (64 games)	2010
203 – Roberto Vaz, Alabama (63 games)	1997
201 – Wes Grisham, LSU (72 games)	1989
201 – Brent Rooker, Mississippi State (67 games)	2017
200 – Todd Helton, Tennessee (69 games)	1995
198 – Todd Faulkner, Auburn (61 games)	2000
192 – JJ Bleday (64 games)	2019
191 – Will Clark, Miss. State (65 games)	1985
190 – Ryan Lundquist, Arkansas (56 games)	1997
190 – Eddy Furniss, LSU (66 games)	1996
188 – Joey Side, Georgia (70 games)	2006
186 – Pedro Alvarez, Vanderbilt (67 games)	2007
186 – Ryan Shealy, Florida (65 games)	2002
185 – Matt LaPorta, Florida (70 games)	2005
185 – Tommy Raffo, Miss. State (68 games)	1989
184 – Wyatt Langford, Florida (66 games)	2022
184 – Mike Koerner, LSU (69 games)	1997
183 – Tim Hudson, Auburn (66 games)	1997

Career

689 – Eddy Furniss, LSU (265 games)	1995-98
596 – Preston Tucker, Florida (265 games)	2009-12
590 – Andy Phillips, Alabama (244 games)	1996-99
575 – Blake Dean, LSU (258 games)	2007-10
557 – Todd Walker, LSU (203 games)	1992-94
556 – Brad Cresse, LSU (236 games)	1997-00
544 – Richard Lee, Miss. State (248 games)	1995-98
538 – Ryan Lundquist, Arkansas (232 games)	1996-99
532 – Todd Faulkner, Auburn (216 games)	1998-01
530 – Rafael Palmeiro, Miss. State (183 games)	1983-85
522 – Danny Hamblin, Arkansas (246 games)	2004-07
517 – Blair Barbier, LSU (259 games)	1997-00
515 – Dominic de la Osa, Vanderbilt (243 games)	2005-08
514 – J.R. Showalter, Georgia (190 games)	1988-90
511 – Jeremy Brown, Alabama (251 games)	1999-02
510 – Ryan Patterson, LSU (190 games)	2003-05
509 – G.W. Keller, Alabama (201 games)	1997-99
500 – Mark Ellis, Florida (174 games)	1996-99

Stolen Bases

Game

6 – Clay Greene, Tennessee vs. Middle Tennessee	1997
6 – Tom Moore, Florida vs. Georgia	1962
5 – Jay Charleston, Tennessee vs. Tennessee Tech	2019
5 – Jaren Shelby, Kentucky vs. Eastern Kentucky	2019
5 – Boomer Whipple, Vanderbilt vs. W. Kentucky	1994
5 – Mike Carlsen, Tennessee vs. Carson-Newman	1990
5 – Chris Estep, Kentucky vs. Youngstown State	1988
5 – Ted Williams, Alabama vs. Samford	1986
5 – Joey Cora, Vanderbilt vs. David Lipscomb	1985
5 – Mike Summerlin, Ole Miss vs. Alabama	1981
5 – Jimmy Conn, Vanderbilt vs. Belmont	1971
5 – Chuck Bancroft, Alabama vs. Vanderbilt	1956
5 – Les Shumake, Ole Miss vs. Auburn	1952
5 – Ronnie Deans, Florida vs. Delaware State	1950

Season

67 – Brian Roberts, South Carolina (58 games)	1999
58 – Stevie Daniel, Tennessee (63 games)	2000
59 – Mike Curry, South Carolina (62 games)	1998
56 – Chris Burke, Tennessee (63 games)	2000
55 – Chad Green, Kentucky (59 games)	1996
54 – Clay Greene, Tennessee (59 games)	1997

54 – Chad Green, Kentucky (60 games)	1995
53 – Mike Basse, Tennessee (59 games)	1989
51 – Bob Schabes, Vanderbilt (54 games)	1989
50 – David Fowke, Alabama (57 games)	1981
49 – Chris Burke, Tennessee (67 games)	2001
49 – Mike Basse, Tennessee (60 games)	1991
47 – Enrique Bradfield Jr., Vanderbilt (67 games)	2021
47 – Enrique Bradfield Jr., Vanderbilt (62 games)	2022
46 – Stevie Daniel, Tennessee (67 games)	2001
46 – Vee Hightower, Vanderbilt (56 games)	1993
44 – Ted Williams, Alabama (63 games)	1986
43 – Mike Basse, Tennessee (46 games)	1990
42 – G.W. Keller, Alabama (69 games)	1999
42 – Mike Curry, South Carolina (53 games)	1997
42 – Rob Hartwig, LSU (67 games)	1987
42 – Nick Belmonte, Florida (48 games)	1976

Career

145 – Mike Basse, Tennessee (165 games)	1989-91
134 – Stevie Daniel, Tennessee (184 games)	1999-01
126 – Chad Green, Kentucky (169 games)	1994-96
124 – Chris Burke, Tennessee (186 games)	1999-01
122 – Mike Curry, South Carolina (172 games)	1996-98
103 – Brian Duva, Florida (240 games)	1991-94
96 – Charles DeFrance, Vanderbilt (150 games)	1980-82
95 – Kenderick Moore, Arkansas (252 games)	1992-96
93 – Enrique Bradfield Jr., Vanderbilt (129 games)	2021-22
93 – David Eckstein, Florida (199 games)	1994-97
91 – Vee Hightower, Vanderbilt (138 games)	1991-93
91 – Billy Henderson, Georgia (109 games)	1947-50
90 – Mailon Kent, Auburn (232 games)	1998-01
88 – Stevie Daniel, Tennessee (117 games)	1999-00
87 – Clay Greene, Tennessee (114 games)	1996-97
84 – Joey Cora, Vanderbilt (142 games)	1983-85
79 – Mike Kelley, Miss. State (190 games)	1976-79
79 – Curt Cope, Auburn (Games n/a)	1973-76
78 – Mark Gugino, South Carolina (161 games)	1992-94
77 – Emeel Salem, Alabama (222 games)	2004-07
75 – Dave Majeski, Florida (242 games)	1989-92

Walks

Season

85 – Brad Wilkerson, Florida (64 games)	1998
78 – Brian Reimsnyder, Florida (66 games)	1989
77 – Andy Galy, LSU (68 games)	1987
76 – Brad Wilkerson, Florida (67 games)	1996
72 – Eddy Furniss, LSU (67 games)	1998
69 – Jeremy Brown, Alabama (66 games)	2002
69 – Jody Hurst, Miss. State (66 games)	1989
68 – Sonny DiChiara, Auburn (61 games)	2022
67 – Russ Johnson, LSU (71 games)	1993
67 – Russ Johnson, LSU (66 games)	1994
66 – Brett Elbin, Alabama (54 games)	1983
66 – Albie Scoggins, Florida (60 games)	1982
66 – Mark Gillaspie, Miss. State (63 games)	1981
64 – Armando Rios, LSU (70 games)	1993
63 – Vee Hightower, Vanderbilt	1993
63 – Chase Headley, Tennessee (67 games)	2005
63 – Jason Burkley, Miss. State (60 games)	2001
63 – Brad Wilkerson, Florida (64 games)	1997
62 – Jud Fabian, Florida (66 games)	2022
62 – Brent Killen, Florida (63 games)	1992
62 – Mike Bianca, LSU (72 games)	1989
61 – JJ Bleday, Vanderbilt (64 games)	2019
61 – Thomas Dillard, Ole Miss (68 games)	1995
61 – Todd Helton, Tennessee (70 games)	1995
60 – Jonathan India, Florida (68 games)	2018
60 – Mark Kiger, Florida (65 games)	2002
60 – Brian Johnson, Georgia (57 games)	1995
60 – Craig Cala, LSU (72 games)	1989

Career

224 – Brad Wilkerson, Florida (195 games)	1996-98
207 – Jeremy Brown, Alabama (251 games)	1999-02
191 – Eddy Furniss, LSU	1995-98
175 – Mike Stanley, Florida (217 games)	1982-85
164 – Brad Winkler, Mississippi State	1980-83
163 – Tracy Echols, Miss. State (237 games)	1986-87, 89-90
160 – Jeff Leatherman, Auburn	1988-91
157 – Kris Edge, Georgia (209 games)	1999-02

156 – Tim Thomas, Arkansas	1989-91
153 – Nolan Fontana, Florida (200 games)	2010-12
153 – Jake Dugger, Arkansas (239 games)	2004-07
153 – Frank Thomas, Auburn	1987-89
152 – Mark Kiger, Florida (180 games)	2000-02
151 – Taylor Dugas, Alabama (241 games)	2009-12
151 – Justin Smoak, South Carolina (195 games)	2006-08
149 – Jeff Parnell, South Carolina	1990-93
147 – Todd Helton, Tennessee	1993-95
147 – Barry Winford, Miss. State (214 games)	1986-89
146 – Steve Chandler, Vanderbilt	1974-77
145 – Gabe Gross, Auburn	1999-01
143 – Jud Fabian, Florida (198 games)	2019-22
143 – Dave Van Cleve, Miss. State (219 games)	1981-85

Pitching

Victories

Season

18 – Jeff Brantley, Miss. State (18-2)	1985
17 – Kip Bouknight, South Carolina (17-1)	2000
17 – Paul Byrd, LSU (17-6)	1990
16 – Jeff Gidcumb, Florida (16-7)	1988
16 – Ryan Halla, Auburn (16-3)	1995
15 – Luke Hochevar, Tennessee (15-3)	2005
15 – David Marchbanks, South Carolina (15-3)	2003
15 – Brian Tallet, LSU (15-3)	2000
15 – R. A. Dickey, Tennessee (15-2)	1994
15 – John Powell, Auburn (15-5)	1993
15 – Bobby Reed, Miss. State (15-4)	1990
15 – Curtis Leskonic, LSU (15-2)	1989
15 – Tim Hudson, Auburn (15-2)	1997
15 – Q.V. Lowe, Auburn (15-1)	1967

Career

45 – Kip Bouknight, South Carolina (45-12)	1998-01
45 – Jeff Brantley, Miss. State (45-12)	1982-85
43 – John Powell, Auburn (43-20)	1990-94
39 – Ryan Halla, Auburn (34-16)	1993-96
38 – Scott Schultz, LSU (38-12)	1992-95
38 – R.A. Dickey, Tennessee (38-10)	1994-96
37 – Hayden Gliemmo, Auburn (37-12)	1998-01
36 – Lane Mestepey, LSU (36-20)	2001-05
35 – Bobby Reed, Miss. State (35-7)	1987-90
35 – Aaron Rawl, South Carolina (35-15)	2002-05
34 – Blake Cooper, South Carolina (34-14)	2007-10
34 – Ryan Halla, Auburn (34-12)	1993-96
33 – Stan Loewer, LSU (33-14)	1984-87
31 – David Marchbanks, South Carolina (31-8)	2001-03
31 – Lance Cormier, Alabama (31-6)	1999-02
31 – Marc Valdes, Florida (31-13)	1991-93
31 – Paul Byrd, LSU (31-11)	1989-91
31 – Derek Lilliquist, Georgia (31-12)	1985-87
31 – Joe Beckwith, Auburn (31-15)	1974-77

Earned Run Average

Season (min. 40 innings pitched)

0.21 – Rick Farizo, LSU (1 run - 41.2 innings)	1970
0.51 – Jeff Keener, Kentucky (4 runs - 71.0 innings)	1981
0.63 – Dennis Hall, Miss. State (4 runs - 57.0 innings)	1970
0.68 – Frank Montgomery, Miss. State (7 runs - 92.0 innings)	1962

Career (min. 160 innings pitched)

1.68 – Jeff Peeples, Vanderbilt	1970-73
1.69 – Q.V. Lowe, Auburn (40 runs - 213.0 innings)	1966-67
1.71 – Frank Montgomery, Miss. State (34 runs - 171.1 innings)	1961-63
1.71 – Larry Williams, Ole Miss (34 runs - 170.1 innings)	1957-60
1.77 – Joe Overton, Auburn	1962-63
1.79 – Frank Montgomery, Miss. State (34 runs - 171.1 innings)	1961-63
1.81 – Michael Roth, South Carolina (75 runs - 354.1 innings)	2009-12
1.82 – Allen Smith, LSU (48 runs - 237.1 innings)	1960-62
1.85 – Jimmy Lee, Tennessee (42 runs - 204.0 innings)	1968-70

Innings Pitched

Game

14.2 – Jackie Glover, Alabama vs. Miss. State	1969
14.0 – James Carroll, Miss. State vs. Alabama	1966

Season

164.0 – Jamie Bennett, Tennessee (11-5, 4.12 ERA)	1999
160.1 – Dave Fleming, Georgia (12-6, 2.86 ERA)	1990
159.2 – R.A. Dickey, Tennessee (14-4, 4.28 ERA)	1995



RECORDS

152.1 – Ben McDonald, LSU (14-4, 3.49 ERA)	1989
151.2 – Jeff Gidcumb, Florida (16-7, 3.20 ERA)	1988
149.2 – Jamie Bennett, Tennessee (10-4, 2.71 ERA)	2000
147.0 – R. A. Dickey, Tennessee (15-2, 3.00 ERA)	1994
147.0 – Brian Powell, Georgia (8-4, 3.61 ERA)	1995
146.2 – Ryan Halla, Auburn (16-3, 3.07 ERA)	1995
145.2 – Jeff Brantley, Miss. State (18-2, 2.29 ERA)	1985
145.0 – Michael Roth, South Carolina (14-3, 1.06 ERA)	2011
145.0 – Mike Sirotko, LSU (12-6, 1.99 ERA)	1993
145.0 – Don Mundie, Miss. State (14-5, 3.60 ERA)	1981

Career

482.0 – Kip Bouknight, South Carolina (45-12)	1998-01
480.0 – Lane Mestepey, LSU (36-20)	2001-05
477.0 – John Powell, Auburn (43-20)	1990-94
434.0 – R.A. Dickey, Tennessee (38-10)	1994-96
427.0 – Jeff Brantley, Miss. State (45-12)	1982-85
416.2 – Jared Poche', LSU (39-13)	2014-17
400.0 – Ryan Halla, Auburn (39-16)	1993-96
398.0 – Scott Schultz, LSU (38-12)	1992-95
394.2 – Marc Valdes, Florida (31-13)	1991-93
384.2 – Lance Cormier, Alabama (31-16)	1999-02
383.1 – Charlie Boyce, Arkansas (30-21)	2003-06
383.0 – Craig Cobb, Tennessee	2004-07
377.0 – Blake Cooper, South Carolina (34-14)	2007-10
372.0 – Mike Sirotko, LSU (30-11)	1990-93
370.0 – Aaron Rawl, South Carolina (35-15)	2002-05
369.2 – Levale Speigner, Auburn	2000-03
366.2 – John Hill, Georgia (24-28)	1991-94
366.0 – Dave Fleming, Georgia (29-17)	1988-90
365.2 – Rob Bonano, Florida (28-12)	1991-94
364.2 – Eric DuBose, Miss. State (27-12)	1995-97
359.0 – Hayden Gliemmo, Auburn (37-12)	1998-01
357.2 – Brian Powell, Georgia (19-14)	1993-95
355.1 – James Adkins, Tennessee	2005-07
354.1 – Michael Roth, South Carolina (26-6)	2009-12
350.0 – Alex Lange, LSU (30-9)	2014-17
345.1 – Arnold Hughey, Auburn (22-17)	2002-05
344.0 – Stan Loewer, LSU (33-14)	1984-87

Consecutive Scoreless Innings

Season

47.2 – Todd Helton, Tennessee vs. 26 teams	1994
44.2 – Ben McDonald, LSU vs. TCU, Mercer, Oklahoma State, Southern, Tennessee, Florida, St. John's, Kentucky	1989
37.0 – Jeff Peebles, Vanderbilt vs. Tennessee, Auburn, Georgia, Florida, Alabama	1973

Fewest Hits*

Perfect Games

Eric Brandon, Auburn vs. Murray State (9-0) (9 innings)	2002
Jason Johnson, Auburn vs. LaGrange (14-0) (7 innings)	1991
Don Woeltjen, Georgia vs. Georgia Tech (5-0) (9 innings)	1963
Bruce Baudier, LSU vs. Alabama (2-0) (7 innings)	1967
J.T. Peatross, Miss. State vs. Miss. College (1-0)	1918
Willie Mitchell, Miss. State vs. LSU (1-0)	1909
Fred Sale, Georgia vs. Virginia (4-0) (9 innings)	1923

No-Hitters

Jack Leiter, Vanderbilt vs. South Carolina (9 innings, 5-0)	2021
Kumar Rocker, Vanderbilt vs. Duke (9 innings, 3-0, NCAAs)	2019
Casey Mize, Auburn vs. Northeastern (9 innings, 6-0)	2018
Kyle Simonds, Texas A&M vs. Vanderbilt (9 innings, 3-0)	2016
Jonathan Crawford, Florida vs. Bethune-Cookman (9 innings, 4-0, NCAAs)	2012
Jeffery Terrell, Tennessee vs. Bowling Green (9 innings), 5-0	2002
Richie Nye, Arkansas vs. Iowa State (9 innings, 14-0)	1996
Todd Abbott, Arkansas vs. Vanderbilt (9 innings, 6-0)	1994
Brian Powell, Georgia vs. E. Kentucky (9 innings, 9-0)	1994
John Burke, Florida vs. Furman (9 innings, 2-0)	1991
Bob Dillon, Tennessee vs. Kentucky (7 innings, 11-0)	1990
Mike Rebhan, Georgia vs. W. Carolina (9 inn., 1-0)	1989
Gene Morgan, Miss. State vs. Hawaii-Hilo (9 innings, 2-0)	1985
Vince Barantone vs. Alabama vs. Auburn (7 innings, 2-0)	1981
Bobby Landry, LSU vs. Southern Miss (7 innings, 1-0)	1979
Pete Teixiera, Florida vs. Kentucky (7 innings, 1-0)	1978
Jim Gaylor, Tennessee vs. Tennessee Tech (7 innings, 4-0)	1976
Rick Honeycutt, Tennessee vs. Georgia (7 innings, 1-0)	1976
Joe O'Brien, Tennessee vs. Georgia (7 innings, 3-0)	1973
John Bowling, Kentucky vs. Georgia (3-0)	1974

Ernie Vincent, Georgia vs. Vanderbilt (7 innings, 6-0)	1973
Mike Newman, Florida vs. Florida Southern (9 innings, 1-0)	1973
Randy Wiles, LSU vs. Rice (7 innings, 3-0)	1972
Jerry Thompson, Miss. State vs. Ill.-Weslyan	1971
Doug Wessel, Vanderbilt vs. Louisville	1971
Doug Wessel, Vanderbilt vs. Belmont	1971
Gene Henderson, Miss. State vs. Arkansas	1970
Buddy Copeland, Georgia vs. Vanderbilt (9 innings, 1-0)	1967
Van Quigley, LSU vs. Tulane (7 innings, 1-0)	1966
Russ Johnson, Ole Miss vs. Miss. State (9 innings, 5-0)	1966
Grady Elmore, Alabama vs. Southern Miss (7 innings, 6-0)	1965
Robert Earl Siedell, Ole Miss vs. Alabama (7 innings, 1-0)	1962
Fred Southerland, LSU vs. Tulane (9 innings, 2-0)	1962
Joe Beckwith, Auburn vs. Houston (7 innings, 5-0)	1976
Mike Howell, Kentucky vs. Central (7-0)	1960
Jerry Sharp, Kentucky vs. Tennessee (6-2)	1959
Cecil Buford, Ole Miss vs. Vanderbilt (7 innings, 3-0)	1956
Bob Adams, Florida vs. North Carolina (7 innings, 6-0)	1949
Eddie Owar, Alabama vs. Ole Miss (8-0)	1942
Sisler Johnson, Ole Miss vs. Miss College (9 innings, 8-0)	1940
Webb Burke, Ole Miss vs. James Millikin (12-0)	1926
Pat Lippett, Georgia vs. Pittsburgh (6-0)	1920
Tom Philpot, Georgia vs. Georgia Tech (8-0)	1919
Will Sanford, Georgia vs. Penn (4-0)	1897

*Perfect games and no-hitters listed are only those which were also complete games for the pitcher of record.

Season (Hits x 9/Innings Pitched)

3.49 – Jack Leiter, Vanderbilt (48 hits - 110 innings)	2021
3.51 – Brian Senn, Auburn (52 hits - 55 innings)	1991
3.74 – Jacob Lindgren, Mississippi State (23 hits - 55.1 innings)	2014
3.93 – Jeff Keener, Kentucky (31 hits - 71 innings)	1981
4.07 – Fred Southerland, LSU (25 hits - 55.1 innings)	1962
4.20 – Jimmy Biggort, Florida (23 hits - 49.1 innings)	1962
4.56 – Buddy Wittichen (25 hits - 49.1 innings)	1957
4.69 – Jimmy Lee, Tennessee (33 hits - 63.1 innings)	1969

Career (Hits x 9/Innings Pitched)

3.80 – Jack Leiter, Vanderbilt (53 hits - 125.2 innings)	2020-21
3.94 – Chuck Fore, Georgia (67 hits - 153 innings)	1976-77
5.11 – Jeff Keener, Kentucky (84 hits - 148 innings)	1980-81
5.33 – Barry Manuel, LSU (80 hits - 135 innings)	1985-87
5.51 – Buddy Wittichen (100 hits - 163.1 innings)	1954-57
5.54 – Larry Williams, Ole Miss (120 hits - 195 innings)	1958-60
5.84 – Guy Hollingsworth, LSU (104 hits - 160.1 innings)	1972-75
5.61 – Q.V. Lowe, Auburn (86 hits - 138 innings)	1966-67

Fewest Walks

Season (Walks x 9/Innings Pitched)

0.48 – Jarrett Gardner, Arkansas (5 walks - 93.1 innings)	2003
0.54 – George Reed, Florida (3 walks - 50.0 innings)	1951
0.58 – Chris Cotton, LSU (3 walks, 46.2 innings)	2013
0.70 – Aaron Nola, LSU (7 walks - 89.2 innings)	2012
0.71 – Tommy Boss, Florida (6 walks - 76.1 innings)	2004
0.80 – Reggie McClain, Missouri (9 walks - 101.0 innings)	2016
0.85 – Bobby Payner, Florida (6 walks - 63.1 innings)	2015
0.85 – Connor Falkenbach, Florida (12 walks - 126.2 innings)	2004
0.88 – Tucker Hawley, Alabama (4 walks - 40.2 innings)	2010
0.94 – Hudson Randall, Florida (13 walks - 124.1 innings)	2011
0.91 – Michael Palozzone, Georgia (11 walks - 120.1 innings)	2011
0.92 – Garrett Stallings, Tennessee (8 walks - 78.2 innings)	2018
0.95 – Jared Shore, Auburn (7 walks, 66.1 innings)	2005
0.96 – Hudson Randall, Florida (10 walks, 94.0 innings)	2012
0.98 – Danny Wheeler, Florida (6 walks - 55.5 innings)	1996
1.02 – Jack Wynkoop, South Carolina (10 walks - 88.0 innings)	2014
1.07 – Tanner Houck, Missouri (12 walks - 100.2 innings)	2015
1.07 – Matty Ott, LSU (6 walks - 50.1 innings)	2009
1.08 – Lane Mestepey, LSU (17 walks - 141.2 innings)	2002
1.09 – Archie White, Ole Miss (4 walks - 33.0 innings)	1955
1.10 – Matt Kent, Texas A&M (12 walks - 98.0 innings)	2015
1.11 – Glen Pickner, Florida (12 walks - 97.1 innings)	1968
1.14 – Scott Hasler, Ole Miss (9 walks - 71.1 innings)	1966
1.16 – Chris Morrison, Auburn (15 walks - 116.2 innings)	1995
1.19 – Randy Coleman, Ole Miss (8 walks - 60.1 innings)	1980
1.20 – Jack Wynkoop, South Carolina (14 walks - 104.2 innings)	2015
1.21 – Jordan Montgomery, South Carolina (10 walks - 74.2 innings)	2012
Steven Register, Auburn (7 walks - 52.0 innings)	2003
1.22 – Brandon Moore, Arkansas (11 walks, 8. innings)	2012
1.23 – Nolan Belcher, South Carolina (16 walks - 117.0 innings)	2013
1.23 – Connor Falkenbach, Florida (8 walks - 58.1 innings)	2003

1.24 – Olin Briscoe, Ole Miss (11 walks - 79.2 innings)	1951
1.25 – Aaron Rawl, South Carolina (17 walks - 122 innings pitched)	2004
Career (Walks x 9/Innings Pitched)	
1.00 – Jared Sjore, Auburn (10 walks, 89.2 innings)	2004-05
1.098 – Matt Kent, Texas A&M (22 walks, 180.1 innings)	2013-15
1.113 – Chris Cotton, LSU (16 walks, 127.1 innings)	2010-13
1.248 – Connor Falkenbach, Florida (41 walks - 295.2 innings)	2002-05
1.254 – Hudson Randall, Florida (44 walks - 315.2 innings)	2010-12
1.30 – Tommy Boss, Florida (38 walks - 263.1 innings)	2002-05
1.35 – Bobby Poyner, Florida (27 walks - 180.0 innings)	2012-15
1.44 – Jarrett Gardner, Arkansas (26 walks - 162.1 innings)	2002-03
1.55 – Scott Hasler (24 walks - 139.2 innings)	1965-67
1.65 – Darren O'Day, Florida (41 walks - 223.2 innings)	2003-06
1.69 – Jason Determann, LSU (40 walks - 213 innings)	2002-25
1.74 – Brian Johnson, Florida (47 walks - 243.1 innings)	2010-12
1.74 – Glen Pickren, Florida (46 walks - 237.1 innings)	1968-70
1.81 – Anthony DeSclafani, Florida (30 walks - 149.1 innings)	2009-11
1.84 – Jeff Barfield, Florida (17 walks - 83.1 innings)	2007-10
Brandon Moore, Arkansas (31 walks, 5.2 innings)	2011-Present
1.85 – Brantley Jones, Miss. State (53 walks - 257.0 innings)	1967-70
1.87 – Johnny Magliozzi, Florida (21 walks - 101.1 innings)	2012-13
1.89 – Stephen Locke, Florida (52 walks - 247.1 innings)	2005-09
1.91 – Alex Panteliodis, Florida (48 walks - 226.2 innings)	2009-11
1.92 – Bruce Baudier, LSU (26 walks - 122 innings)	1966-67
1.98 – Chris Morrison, Auburn (49 walks - 222.1 innings)	1994-95

Strikeouts

Game	
24 – Butch Mixon, LSU vs. SW Louisiana	1959
23 – Doug Wessel, Vanderbilt vs. UTC (16-0/9 innings)	1970
22 – Doug Wessel, Vanderbilt vs. Kentucky (3-4/11 innings)	1971

Season	
202 – Ben McDonald, LSU (152.1 innings)	1989
194 – David Price, Vanderbilt (133.1 innings)	2007
191 – John Powell, Auburn (141.0 innings)	1993
190 – Derek Lilliquist, Georgia (136.2 innings)	1987
179 – Jack Leiter, Vanderbilt (110.0 innings)	2021
179 – Kumar Rocker, Vanderbilt (122.0 innings)	2021
176 – Ethan Small, Miss. State (107.0 innings)	2019
174 – Eric DuBose, Miss. State (133.1 innings)	1996
167 – Carson Fulmer, Vanderbilt (127.2 innings)	2015
165 – Tim Hudson, Auburn (118.1 innings)	1997
163 – Dave Fleming, Georgia (160.1 innings)	1990
159 – Anthony Ranaudo, LSU (124.1 innings)	2009
158 – Doug Thompson, LSU (124.1 innings)	1997
157 – Alex Faedo, Florida (123.2 innings)	2017
157 – Kurt Ainsworth, LSU (130.1 innings)	1999
156 – Casey Mize, Auburn (114.2 innings)	2018
156 – Eddie Yarnall, LSU (124.2 innings)	1996
156 – Russell Springer, LSU (119.0 innings)	1988
155 – David Price, Vanderbilt (110.1 innings)	2006
155 – David Walling, Arkansas (121.1 innings)	1999
154 – Luke Hochevar, Tennessee (139.2)	2005
150 – Alex Lange, LSU (124.1 innings)	2017
150 – Scott Schultz, LSU (117.0 innings)	1995
148 – Ryan Halla, Auburn (146.2 innings)	1995
148 – Rob Bonanno, Florida (135.1 innings)	1994
146 – Lance Lynn, Ole Miss (123.1 innings)	2007
145 – Nick Schmidt, Arkansas (166.2 innings)	2006
145 – Matt Campbell, South Carolina (124.0 innings)	2004
145 – Eric DuBose, Miss. State (118.2 innings)	1997
145 – B.J. Wallace, Miss. State (127.1 innings)	1992
145 – Willard Nixon, Auburn (IP n/a)	1948

Career	
602 – John Powell, Auburn (477.0 innings)	1990-94
457 – Kip Bouknight, South Carolina (482 innings)	1998-01
441 – David Price, Vanderbilt (313 innings)	2005-07
428 – Eric DuBose, Miss. State (364.2 innings)	1995-97
409 – Scott Schultz, LSU (398.0 innings)	1992-95
392 – Ryan Halla, Auburn (400.0 innings)	1993-96
392 – Rob Bonanno, Florida (365.2 innings)	1991-94
387 – Derek Lilliquist, Georgia (316.0 innings)	1985-87
380 – James Adkins, Tennessee (355.1 innings)	2005-07
373 – Ben McDonald, LSU (308.2 innings)	1987-89
364 – Jeff Brantley, Miss. State (427.0 innings)	1982-85
352 – Brian Powell, Georgia (357.2 innings)	1993-95
351 – Marc Valdes, Florida (394.2 innings)	1991-93
350 – Mike Willis, Vanderbilt (308.0 innings)	1969-72
349 – Alex Faedo, Florida (289.2 innings)	2015-17

Saves

Season	
21 – Jonathan Holder, Miss. State	2013
21 – Blake Taylor, South Carolina	2002
20 – Matt Price, South Carolina	2011
20 – Chad Blackwell, South Carolina	2004
19 – Lee Gronkiewicz, South Carolina	2001
19 – Finley Woodward, Auburn	1995
19 – Michael Byrne, Florida	2017
18 – Tyler Maloof, Georgia	2011
18 – Joshua Fields, Georgia	2008
17 – Tyler Brown, Vanderbilt	2019
17 – Tyler Webb, South Carolina	2013
16 – Blake Burkhalter, Auburn	2022
16 – Taylor Broadway, Ole Miss	2021
16 – Michael Byrne, Florida	2018
16 – Chris Cotton, LSU	2013
16 – Matty Ott, LSU	2009
16 – Steven Register, Auburn	2003
15 – Joshua Fields, Georgia	2006
15 – Scott Barber, South Carolina	2000
15 – Alex Barylak, Georgia	1993
14 – Nolan Hoffman, Texas A&M	2018
14 – Matt Cronin, Arkansas	2018
14 – Joel Seddon, South Carolina	2014
14 – Jason Jester, Texas A&M	2013
14 – Ben Short, Alabama	1991
14 – Rick Greene, LSU	1991
14 – Cris Carpenter, Georgia	1986
13 – Breckin Williams, Missouri	2015
13 – Matt Price, South Carolina	2012
13 – Michael Nix, Auburn	2005
13 – Stephen Head, Ole Miss	2003
13 – Van Johnson, Miss. State	1997
13 – Scott Tanksley, Miss. State	1994
13 – Danny Wheeler, Florida	1994
13 – Josh Fogg, Florida	1998
13 – Jarrod Kingrey, Alabama	1998
13 – Shaun Anderson, Florida	2016
13 – Landon Sims, Mississippi State	2021

Career	
43 – Matt Price, South Carolina	2009-12
41 – Joshua Fields, Georgia	2005-08
38 – Brett Huber, Ole Miss	2010-13
37 – Jonathan Holder, Mississippi State	2012-14
35 – Michael Byrne, Florida	2016-18
33 – Matty Ott, LSU	2009-11
33 – Cris Carpenter, Georgia	1985-87
30 – Alex Barylak, Georgia	1991-94
29 – Rick Greene, LSU	1990-92
29 – Van Johnson, Miss. State	1995-98
29 – Finley Woodward, Auburn	1995-97
25 – Steven Register, Auburn	2002-04
25 – John Pricher, Florida	1989-92
24 – Justin Huisman, Ole Miss	1998-00
23 – Todd Helton, Tennessee	1993-95
22 – Austin Hubbard, Auburn	2007-10
22 – Blake Taylor, South Carolina	2001-02
22 – Lee Gronkiewicz, South Carolina	1999-01
22 – Rob Mosser, South Carolina	1992-93
22 – Danny Wheeler, Florida	1994-96
22 – Josh Fogg, Florida	1996-98
21 – Parker Caracci, Ole Miss	2017-19
21 – Caleb Reed, Miss. State	2009-12
21 – Brian Reed, Alabama	2002-03
20 – Tyler Webb, South Carolina	2010-13
20 – Darren O'Day, Florida	2003-06
20 – Chad Blackwell, South Carolina	2004-07
20 – Colter Bean, Auburn	1997-00
20 – Gregg Olson, Auburn	1986-88

Team Records

NCAA District or Regional Titles

24 – LSU	1986-87-89-90-91-93-94-96-97-98-99-00-01-02-03-04-08-09-11-12-13-15-16-17-19
17 – Mississippi State	1971-79-81-85-90-97-98-00-01-07-11-13-16-18-19-21
14 – South Carolina	2000-01-02-03-04-06-07-09-10-11-12-13-16-18
14 – Florida	1988-91-96-98-04-05-09-10-11-12-15-16-17-18



RECORDS

12 – Ole Miss	1956-64-69-72-05-06-07-09-14-19-21-22
10 – Arkansas	2002-04-09-10-12-15-18-19-21-22
9 – Vanderbilt	2004-10-11-13-14-15-18-19-21
8 – Auburn	1967-76-94-97-99-18-19-22
7 – Alabama	1950-83-96-97-99-06-10
6 – Georgia	1987-90-01-04-06-08
6 – Tennessee	1951-95-01-05-21-22
4 – Texas A&M	2015-16-17-22

Victories

SEC Games Only

26 – Vanderbilt (26-3, .897)	2013
25 – Tennessee (25-5, .833)	2022
25 – South Carolina (25-5, .833)	2000
24 – Tennessee (24-5, .828)	1994
23 – Vanderbilt (23-7, .767)	2019
23 – LSU (23-7, .767)	2013
22 – Arkansas (22-8, .733)	2021
22 – South Carolina (22-8, .733)	2011
22 – Florida (22-8, .733)	2011
22 – Vanderbilt (22-8, .733)	2011
22 – Florida (22-8, .733)	2010
22 – Vanderbilt (22-8, .733)	2007
22 – Arkansas (22-8, .733)	1999
22 – LSU (22-7, .759)	1997
22 – LSU (22-5, .815)	1986
22 – Tennessee (22-8, .733)	1995

Overall

59 – Vanderbilt (59-12, .831)	2019
57 – Tennessee (57-9, .864)	2022
57 – LSU (57-11, .838)	2013
57 – South Carolina (57-18, .760)	2002
57 – LSU (57-13, .814)	1997
56 – South Carolina (56-10, .848)	2000
56 – Alabama (56-14, .800)	1997
56 – LSU (56-17, .767)	2009
55 – South Carolina (55-14, .797)	2011
55 – LSU (55-18, .753)	1991
55 – LSU (55-17, .764)	1989
55 – LSU (55-14, .797)	1986
54 – LSU (54-12, .818)	2015
54 – Vanderbilt (54-12, .818)	2013
54 – Vanderbilt (54-12, .818)	2011
54 – South Carolina (54-16, .771)	2010
54 – Vanderbilt (54-13, .806)	2007
54 – LSU (54-19, .740)	1990
54 – Miss. State (54-14, .794)	1989
54 – Tennessee (54-16, .771)	1995
53 – Florida (53-19, .736)	2011
53 – South Carolina (53-17, .757)	2004
53 – Alabama (53-16, .768)	1999
53 – LSU (53-17-1, .754)	1993
52 – Florida (52-18, .743)	2015
52 – LSU (52-17, .754)	2000
52 – LSU (52-15, .776)	1996
52 – Tennessee (52-14, .788)	1994
52 – Georgia (52-19, .732)	1990
52 – Florida (52-19, .732)	2017
52 – LSU (52-20, .722)	2017
51 – Vanderbilt (51-21, .708)	2015
51 – Vanderbilt (51-21, .708)	2014
51 – Mississippi State (51-20, .718)	2013
51 – Alabama (51-15, .773)	2002
51 – Florida (51-21, .708)	1991

Winning Percentage (SEC Games Only)

.941 – Tennessee (16-1)	1951
.933 – Miss. State (14-1)	1962
.923 – Alabama (12-1)	1940

Games Played

75 – South Carolina (57-18, .760)	2002
73 – LSU (56-17, .767)	2009
73 – LSU (55-18, .753)	1991
73 – LSU (54-19, .740)	1990
72 – Vanderbilt (51-21, .708)	2015
72 – Vanderbilt (51-21, .708)	2014
72 – Florida (53-19, .736)	2011
72 – Florida (51-21, .708)	1991
72 – LSU (55-17, .764)	1989

72 – LSU (52-20, .722)	2017
71 – Vanderbilt (59-12, .831)	2019
71 – Miss. State (51-20, .718)	2013
71 – Georgia (45-25-1, .641)	2008
71 – Florida (48-23, .676)	2005
71 – LSU (53-17-1, .754)	1993
71 – Georgia (52-19, .732)	1990
71 – Miss. State (50-21, .704)	1990
71 – Florida (52-19, .732)	2017
70 – Florida (49-21, .700)	2018
70 – Florida (52-18, .743)	2015
70 – South Carolina (54-16, .771)	2010
70 – Georgia (47-23, .671)	2006
70 – South Carolina (53-17, .757)	2004
70 – LSU (57-13, .814)	1997
70 – Alabama (56-14, .800)	1997
70 – Tennessee (54-16, .771)	1995

Longest Game

21 innings – Kentucky vs. Kent State (6-7; NCAA Regional)	2012
20 innings – Georgia vs. Clemson (3-2)	2019
20 innings – Auburn vs. Florida (7-6)	1972

Batting Average

Season

.360 – Georgia (512 for 1,422)	1980
.348 – Auburn (816 for 2,344)	2010
.346 – Florida (825 for 2,384)	2002
.341 – South Carolina (725 for 2,124)	1997
.341 – Auburn (828 for 2,428)	1997
.341 – Arkansas (723 for 2,118)	1997
.340 – LSU (864 for 2,542)	2000
.340 – Alabama (860 for 2,527)	1997
.340 – Tennessee (703 for 2,065)	1999
.340 – Auburn (789 for 2,324)	1998
.338 – Alabama (227 for 818)	1955

Runs Scored

Season

679 – Alabama (70 games)	1997
673 – LSU (70 games)	1997
652 – LSU (69 games)	2000
648 – LSU (67 games)	1996
633 – Florida (65 games)	2002
633 – Miss. State (68 games)	1997
618 – Miss. State (68 games)	1989
618 – Florida (64 games)	1998
617 – Alabama (69 games)	1999
613 – Tennessee (66 games)	2022
613 – Auburn (67 games)	1997
605 – South Carolina (57 games)	1997
603 – LSU (71 games)	1993
596 – Miss. State (63 games)	1999
595 – Auburn (64 games)	1998
589 – Arkansas (56 games)	1997
587 – LSU (73 games)	1990
584 – Auburn (64 games)	2010
584 – South Carolina (75 games)	2002
583 – LSU (67 games)	1998
578 – Vanderbilt (71 games)	2019
575 – LSU (73 games)	2009
574 – LSU (67 games)	2001
567 – Florida (68 games)	2000
566 – Tennessee (56 games)	1998
566 – LSU (72 games)	1989
560 – Miss. State (71 games)	1990

Hits

Season

868 – South Carolina (75 games)	2002
864 – LSU (69 games)	2000
860 – Alabama (70 games)	1997
828 – Auburn (67 games)	1997
827 – Alabama (69 games)	1999
825 – Florida (65 games)	2002
816 – Auburn (64 games)	2010
823 – Miss. State (68 games)	1997
807 – LSU (73 games)	1990
791 – LSU (65 games)	2004

791 – LSU (70 games).....	1997
789 – Auburn (64 games).....	1998
788 – Tennessee (67 games).....	2005
787 – Georgia (71 games).....	2008
787 – Miss. State (63 games).....	1999
786 – Georgia (70 games).....	2006
784 – Miss. State (71 games).....	1990
783 – LSU (73 games).....	2009
783 – Florida (68 games).....	2000
782 – Vanderbilt (67 games).....	2007
778 – Miss. State (68 games).....	1989
777 – LSU (68 games).....	2003

Runs Batted In

Season

632 – LSU (70 games).....	1997
625 – Alabama (70 games).....	1997
598 – LSU (69 games).....	2000
585 – LSU (67 games).....	1996
576 – Auburn (67 games).....	1997
575 – Miss. State (68 games).....	1997
574 – Tennessee (66 games).....	2022
567 – Florida (65 games).....	2002
555 – Alabama (69 games).....	1999
549 – Auburn (64 games).....	2010
549 – Miss. State (68 games).....	1989
545 – Florida (64 games).....	1998
542 – LSU (67 games).....	1998
541 – Vanderbilt (71 games).....	2019
541 – Miss. State (63 games).....	1999
541 – Auburn (64 games).....	1998
536 – South Carolina (57 games).....	1997
532 – LSU (73 games).....	2009
527 – LSU (71 games).....	1993
526 – South Carolina (75 games).....	2002
525 – Arkansas (56 games).....	1997
514 – LSU (67 games).....	2001
515 – LSU (73 games).....	1990
510 – Tennessee (56 games).....	1998
509 – Florida (68 games).....	2000
507 – Auburn (61 games).....	2000
502 – LSU (66 games).....	1999
500 – Alabama (65 games).....	2000

Home Runs

Inning

5 – South Carolina vs. Georgia (5 consecutive in NCAA Super Regional).....	2006
5 – Kentucky vs. Georgetown (Ky.).....	1987
5 – Tennessee vs. Vanderbilt.....	1973

Game

9 – Alabama vs. Samford.....	2019
9 – Vanderbilt vs. Clemson (NCAA Regional).....	2018
9 – Arkansas vs. Grambling State (NCAA Regional).....	2010
9 – Kentucky vs. Murray State.....	1994
8 – Arkansas vs. Arkansas-Pine Bluff.....	2021
8 – South Carolina vs. Georgia (NCAA Super Regional).....	2006
8 – Arkansas vs. Oral Roberts.....	2005
8 – Alabama vs. Alcorn State.....	1992
8 – Georgia vs. Georgia College.....	1986
8 – Ole Miss vs. SE Louisiana.....	1981
8 – LSU vs. Southern California.....	1998

Season

188 – LSU (70 games).....	1997
160 – Alabama (70 games).....	1997
158 – Tennessee (66 games).....	2022
157 – LSU (67 games).....	1998
132 – Florida (64 games).....	1998
131 – Auburn (64 games).....	2010
131 – LSU (67 games).....	1996
122 – South Carolina (75 games).....	2002
122 – Alabama (64 games).....	1998
122 – South Carolina (62 games).....	1998
120 – Alabama (63 games).....	1999
113 – South Carolina (66 games).....	2007
111 – Florida (65 games).....	2002
110 – South Carolina (63 games).....	2008
110 – South Carolina (69 games).....	2001
110 – Kentucky (57 games).....	1994

109 – Arkansas (64 games).....	2021
109 – Georgia (62 games).....	2009
109 – South Carolina (63 games).....	2009
107 – Alabama (58 games).....	2009
107 – LSU (73 games).....	2009
107 – Tennessee (56 games).....	1998
106 – South Carolina (70 games).....	2004
105 – South Carolina (66 games).....	2000
104 – LSU (66 games).....	1999
102 – Georgia (63 games).....	1987

Triples

Season

38 – Arkansas (57 games).....	1994
37 – LSU (71 games).....	1993
34 – Ole Miss (55 games).....	1991
34 – Arkansas (59 games).....	1993
34 – Arkansas (61 games).....	1995
34 – Alabama (70 games).....	1997
33 – Miss. State (60 games).....	1979
32 – Tennessee (63 games).....	2000
32 – Tennessee (66 games).....	1994
31 – Alabama (63 games).....	1999
31 – Arkansas (59 games).....	1996
31 – Florida (60 games).....	1979
30 – Arkansas (57 games).....	1992
30 – Georgia (23 games).....	1952

Doubles

Season

194 – LSU (69 games).....	2000
178 – South Carolina (75 games).....	2002
168 – Arkansas (56 games).....	1997
165 – Auburn (67 games).....	1997
166 – Mississippi State (67 games).....	2019
165 – Auburn (64 games).....	1998
164 – Vanderbilt (71 games).....	2019
163 – Alabama (70 games).....	1997
161 – Alabama (69 games).....	1999
159 – Alabama (69 games).....	1996
159 – Florida (64 games).....	1998
158 – Vanderbilt (67 games).....	2007
157 – Auburn (65 games).....	1999
157 – Miss. State (68 games).....	1989
156 – Tennessee (66 games).....	2022
156 – Miss. State (63 games).....	1999
156 – LSU (73 games).....	1990
154 – Alabama (66 games).....	2002
153 – Arkansas (65 games).....	1999
153 – Georgia (71 games).....	1990
152 – Vanderbilt (72 games).....	2015
152 – LSU (71 games).....	1993
152 – Auburn (63 games).....	1995
152 – Tennessee (56 games).....	1998
151 – Tennessee (68 games).....	2001
149 – Tennessee (61 games).....	1997
148 – Auburn (64 games).....	2010
148 – LSU (69 games).....	2008
148 – South Carolina (64 games).....	1992
148 – Kentucky (66 games).....	2017
147 – LSU (68 games).....	2003
147 – Georgia (69 games).....	2001
147 – LSU (70 games).....	1997
146 – LSU (66 games).....	2015
146 – LSU (65 games).....	1995
146 – Miss. State (65 games).....	1998
146 – Kentucky (57 games).....	1998

Stolen Bases

Season

215 – Tennessee (63 games).....	2000
182 – Vanderbilt (54 games).....	1989
174 – Tennessee (60 games).....	1991
160 – Tennessee (68 games).....	2001
159 – Tennessee (59 games).....	1990
156 – LSU (68 games).....	1987
154 – Vanderbilt (60 games).....	1974



RECORDS

Doubleheader No-Hitters

Vanderbilt vs. Louisville (Willis 3-0, Wessel 2-0) 1971

Consecutive Wins

SEC Games Only

17 – South Carolina (single-season) 2000
15 – Tennessee (single-season) 1951

*LSU won 15-straight over two seasons (4 in 1990; 11 in 1991)

*Alabama won 19-straight over two seasons (10 in 1941; 9 in 1942)

Overall

24 – Texas A&M 2015
23 – Tennessee 2022
23 – LSU 2008
22 – Kentucky 2012
22 – South Carolina 2000
20 – Missouri 2017
20 – Vanderbilt 2007
20 – South Carolina 2000
19 – Kentucky 2008
19 – Kentucky 2007
19 – LSU 1997
18 – Florida 2012
18 – South Carolina 2004
18 – Arkansas 1996
18 – LSU 1986
17 – Ole Miss 1960
17 – Auburn 1997
16 – Florida 2020
16 – Ole Miss 2020
16 – South Carolina 2014
16 – Alabama 1999
16 – Auburn 1976
15 – LSU 2013
15 – Kentucky 2000
15 – Tennessee 1997
15 – Miss. State 1987
15 – Alabama 1997
15 – Alabama 1983
15 – LSU 1995
14 – Alabama 2020
14 – LSU 2015
14 – Florida 2004
14 – Florida 2001
14 – Auburn (Twice) 1995

Best Start To SEC Play

SEC Games Only

12-0 – Tennessee 2022
11-0 – LSU 1991
11-0 – Ole Miss 1964
11-0 – Alabama 1940

Total Bases

Game

71 – South Carolina vs. Charleston Southern 2004
(NCAA Record)
63 – Alabama vs. Georgia Southern 1984

Season

1,569 – Alabama (70 games) 1997
1,523 – LSU (70 games) 1997
1,448 – South Carolina (75 games) 2002
1,410 – Alabama (69 games) 1999
1,385 – Auburn (64 games) 2010
1,380 – Tennessee (66 games) 2022
1,378 – LSU (69 games) 2000
1,353 – Florida (64 games) 1998
1,348 – Florida (65 games) 2002
1,331 – LSU (67 games) 1996
1,319 – LSU (67 games) 1998
1,284 – Auburn (67 games) 1997
1,283 – LSU (73 games) 2009
1,272 – Vanderbilt (71 games) 2019
1,265 – LSU (69 games) 2008
1,253 – Auburn (64 games) 1998
1,249 – Alabama (64 games) 1998
1,245 – Miss. State (68 games) 1989
1,241 – Miss. State (68 games) 1997
1,238 – Miss. State (65 games) 1998

1,225 – Georgia (71 games) 2008
1,220 – Miss. State (71 games) 1990
1,218 – LSU (71 games) 1993
1,217 – LSU (68 games) 2003
1,212 – Florida (68 games) 2000
1,209 – South Carolina (62 games) 1998
1,208 – Georgia (70 games) 2006
1,206 – LSU (73 games) 1990
1,205 – LSU (67 games) 2001
1,204 – South Carolina (70 games) 2004
1,202 – LSU (65 games) 2004
1,200 – Tennessee (56 games) 1998

Saves

Season

32 – Vanderbilt 2019
27 – South Carolina 2012
27 – Florida 2017
26 – Arkansas 2018
26 – Mississippi State 2017
25 – South Carolina 2002
24 – Vanderbilt 2021
24 – Miss. State 2013
24 – South Carolina 2004
23 – South Carolina 2011
23 – Auburn 1995
22 – Texas A&M 2015
22 – South Carolina 2013
22 – LSU 2009
22 – Alabama 2002
22 – South Carolina 2001
22 – South Carolina 2016
21 – Ole Miss 2018
21 – Vanderbilt 2014
21 – Miss. State 2012
21 – Georgia 2011
21 – Auburn 2005
21 – South Carolina 2000
21 – Ole Miss 1993
21 – Miss. State 1998
20 – Arkansas 2022
20 – Auburn 2022
20 – Arkansas 2021
20 – Ole Miss 2021
20 – Florida 2014
20 – Arkansas 2011
20 – LSU 1989
20 – Ole Miss 2016

ALL-AMERICANS

First Team Only

1949	Dominic Fucci, Kentucky	C	Coaches
1950	Ed White, Alabama	OF	Coaches
1953	B.B. Hopkins, Tennessee	3B	Coaches
1957	Fred Frickie, Alabama	1B	Coaches
1958	Bernie Parrish, Florida	2B	Coaches
1959	Perry McGriff, Florida	1B	Coaches
1960	Jake Gibbs, Ole Miss	3B	Coaches
1962	Tom Moore, Florida	3B	Coaches
	Larry Nichols, Auburn	CF	Coaches
1963	Tom Moore, Florida	3B	Coaches
1964	Donnie Kessinger, Ole Miss	SS	Coaches, Sporting News
1966	Del Unser, Miss. State	OF	Sporting News
1967	Q.V. Lowe, Auburn	P	Coaches
1970	Sam Ewing, Tennessee	CF	Coaches, Sporting News
	Dan Adams, Ole Miss	3B	Sporting News
1971	Philip Still, Miss. State	3B	Coaches, Sporting News
1972	Paul Husband, Ole Miss	OF	Coaches, Worth
1973	Paul Husband, Ole Miss	RF	Coaches, Sporting News
	Bobby Tucker, Tennessee	RF	Coaches
1974	Mike Miley, LSU	2B	Sporting News
1975	Condredge Holloway, Tenn.	SS	Sporting News
1976	Rick Honeycutt, Tennessee	1B	Coaches
1977	Nat Showalter, Miss. State	OF	Coaches
1979	Mike Kelly, Miss. State	CF	Coaches
	Marc Sullivan, Florida	C	Sporting News
1980	Scotti Madison, Vanderbilt	C	Coaches, Sporting News
1981	Mark Gillaspie, Miss. State	RF	Coaches
1983	David Magadan, Alabama	1B	Consensus
	Rafael Palmeiro, Miss. State	1B	Baseball America
1984	Rafael Palmeiro, Miss. State	1B	Coaches, Baseball America
	Will Clark, Miss. State	1B	Sporting News
	Alan Cockrell, Tennessee	OF	Sporting News
1985	Rafael Palmeiro, Miss. State	LF	Sporting News
	Will Clark, Miss. State	1B	Consensus
	Jeff Brantley, Miss. State	P	Consensus
1986	Doug Duke, Alabama	C	Coaches, Baseball America
1987	Derek Lilliquist, Georgia	P	Consensus
	Gregg Olson, Auburn	P	Baseball America
	Rodney Brewer, Florida	1B	Sporting News
1988	Gregg Olson, Auburn	P	Coaches, Baseball America
	Ben McDonald, LSU	P	Baseball America
1989	Ben McDonald, LSU	P	Consensus
	Frank Thomas, Auburn	1B	Consensus
	Pete Young, Miss. State	U	Baseball America
1990	Wes Grisham, LSU	OF	Baseball America
1991	Joe Vitiello, Alabama	OF	Baseball America
	John Burke, Florida	P	Baseball America
1992	Lloyd Peever, LSU	P	Consensus
	Doug Hecker, Tennessee	1B	Baseball America
1993	Todd Walker, LSU	2B	Consensus
	John Powell, Auburn	P	Baseball America
	Vee Hightower, Vanderbilt	OF	Mizuno
	Joe Biernat, South Carolina	INF	NCBWA
1994	Todd Walker, LSU	2B	Mizuno, Baseball America, ABCA, NCBWA
	R. A. Dickey, Tennessee	P	Mizuno, Baseball America
	Gary Rath, Miss. State	P	Baseball America, ABCA
	Jeff Abbott, Kentucky	OF	Mizuno, NCBWA
	Todd Helton, Tennessee	P	NCBWA
	Jay Waggoner, Auburn	1B	NCBWA
	Russ Johnson, LSU	SS	NCBWA
1995	Jamey Price, Ole Miss	P	Mizuno, NCBWA
	Todd Helton, Tennessee	UT	Mizuno, Baseball America, ABCA, NCBWA
	Mark Bellhorn, Auburn	SS	Baseball America
	Ryan Halla, Auburn	P	ABCA, NCBWA
	R.A. Dickey, Tennessee	P	NCBWA

	Scott Schultz, LSU	P	NCBWA
	David Dellucci, Ole Miss	OF	NCBWA
1996	R.A. Dickey, Tennessee	P	NCBWA, Collegiate Baseball
	Dax Norris, Alabama	C	NCBWA
	Eddy Furniss, LSU	1B	Consensus
	David Eckstein, Florida	2B	NCBWA
	Chad Green, Kentucky	OF	NCBWA, ABCA, Baseball America
	Brad Wilkerson, Florida	UT/ATH	NCBWA
	Eddie Yarnall, LSU	P	Baseball America, ABCA
1997	Tim Hudson, Auburn	UT/P	Consensus
	Patrick Coogan, LSU	P	NCBWA
	Brandon Larson, LSU	SS/DH	NCBWA, Sporting News, Baseball America, ABCA
	Roberto Vaz, Alabama	OF	NCBWA, Sporting News, ABCA
	Brad Wilkerson, Florida	UT	NCBWA, Baseball America
	Ryan Bordenick, So. Carolina	DH	ABCA
1998	Josh Fogg, Florida	P	NCBWA, Louisville Slugger, Baseball America
	Eddy Furniss, LSU	1B	Consensus
	Jeff Pickler, Tennessee	2B	Consensus
	Brad Wilkerson, Florida	UT/DH	Consensus
	Brian Wiese, Miss. State	UT	NCBWA
	Adam Everett, South Carolina	SS	Baseball America
	Mike Curry, South Carolina	OF	Baseball America
	Brad Cresse, LSU	C	Sporting News
1999	Kurt Ainsworth, LSU	P	Baseball America
	Hunter Bledsoe, Vanderbilt	3B	Louisville Slugger
2000	Kip Bouknight, South Carolina	P	Consensus
	Brad Cresse, LSU	C	Consensus
	Todd Faulkner, Auburn	1B	Consensus
	Gabe Gross, Auburn	OF	ABCA, Louisville Slugger, Baseball America, NCBWA
	Chris Burke, Tennessee	2B	Baseball Weekly
2001	Chris Burke, Tennessee	SS	Baseball Weekly, Collegiate Baseball, ABCA, NCBWA
	Lee Gronkiewicz, S. Carolina	P	Baseball Weekly, Collegiate Baseball, ABCA, NCBWA
2002	Yaron Peters, S. Carolina	1B	Baseball America, ABCA
	Blake Taylor, S. Carolina	P	NCBWA, ABCA
2003	David Marchbanks, S. Carolina	P	Collegiate Baseball, Baseball America, NCBWA, CollegeBaseballInsider.com
	Aaron Hill, LSU	SS	Baseball America
	Beau Hearod, Alabama	UT/ATH	NCBWA
	Steven Register, Auburn	RP	NCBWA
2004	Landon Powell, S. Carolina	C	Baseball Weekly, NCBWA
	John Zeringue, LSU	OF	Baseball Weekly, ABCA, NCBWA
	Stephen Head, Ole Miss	DH/UTY	Baseball Weekly, Baseball America, College Baseball Insider
	Justin Hoyman, Florida	P	Collegiate Baseball, ABCA, College Baseball Insider
	Brad Corley, Miss. State	OF	Baseball America
	Warner Jones, Vanderbilt	DH	Baseball America, ABCA
	Chad Blackwell, S. Carolina	RP	College Baseball Insider
2005	Matt LaPorta, Florida	1B	Baseball America, NCBWA, Collegiate Baseball, Baseball Weekly, ABCA
	Luke Hochevar, Tennessee	P	Baseball America, NCBWA, Collegiate Baseball, Baseball Weekly, ABCA
	Ryan Patterson, LSU	OF	NCBWA, Baseball Weekly
	Brian Pettway, Ole Miss	OF	NCBWA, Collegiate Baseball
	Stephen Head, Ole Miss	UT/DH	Sports Weekly, ABCA
2006	Pedro Alvarez, Vanderbilt	3B	Baseball America
	Ryan Strieby, Kentucky	1B	Baseball America, Collegiate Baseball, ABCA, College Baseball Foundation
	Emeel Salem, Alabama	OF	College Baseball Foundation
	Wade LeBlanc, Alabama	P	Collegiate Baseball
	Nick Schmidt, Arkansas	P	Collegiate Baseball, CBF
	J.P. Arencibia, Tennessee	C	College Baseball Foundation



ALL-AMERICANS

2007	Josh Morris, Georgia	1B	College Baseball Foundation	
	Pedro Alvarez, Vanderbilt	3B	Baseball America, NCBWA	
	Matt LaPorta, Florida	1b	Baseball America, ABCA	
	David Price, Vanderbilt	P	Baseball America, NCBWA, Collegiate Baseball, ABCA	
2008	Casey Weathers, Vanderbilt	RP	Baseball America, Collegiate Baseball, ABCA	
	Sean Coughlin, Kentucky	C	NCBWA	
	Dominic de la Osa, Vanderbilt	OF	Collegiate Baseball, ABCA	
	Edward Easley, Miss. State	C	ABCA	
	Justin Smoak, South Carolina	1B	Baseball America, NCBWA, Collegiate Baseball, ABCA, Rivals	
	Gordon Beckham, Georgia	SS	Baseball America, NCBWA, Collegiate Baseball, ABCA, Rivals	
	Sawyer Carroll, Kentucky	OF	Baseball America, NCBWA, Collegiate Baseball, ABCA, Rivals	
	Blake Dean, LSU	OF	Baseball America	
	Scott Bittle, Ole Miss	RP	Baseball America, NCBWA, Rivals	
	Collin Cowgill, Kentucky	OF	NCBWA	
2009	Joshua Fields, Georgia	RP	NCBWA, Collegiate Baseball, Rivals	
	Kent Matthes, Alabama	OF	Baseball America, NCBWA, Collegiate Baseball, ABCA, CB Insider, Rivals	
	Rich Poythress, Georgia	DH	Baseball America, CB Insider, Rivals	
2010	Louis Coleman, LSU	SP	Baseball America, Collegiate Baseball, ABCA, CB Insider, Rivals	
	Hunter Morris, Auburn	1B	Baseball America, NCBWA, ABCA, Rivals	
	Taylor Dugas, Alabama	OF	Baseball America	
	Drew Pomeranz, Ole Miss	SP	Baseball America, NCBWA, Collegiate Baseball, ABCA, Rivals	
2011	Zack Cox, Arkansas	DH	Rivals	
	Mike Zunino, Florida	C	Baseball America, ABCA, Perfect Game	
	Mikie Mahtook, LSU	OF	Baseball America, ABCA, Perfect Game	
	Michael Roth, South Carolina	SP	Baseball America, Perfect Game	
	Jason Espisito, Vanderbilt	3B	ABCA	
	Sonny Gray, Vanderbilt	SP	Perfect Game	
	Matt Price, South Carolina	RP	Perfect Game	
2012	Mike Zunino, Florida	C	Baseball America, NCBWA, Collegiate Baseball, ABCA, Perfect Game	
	Alex Yarbrough, Ole Miss	2B	Baseball America, NCBWA, Collegiate Baseball, ABCA, Perfect Game	
	Chris Stratton, Mississippi State	SP	Baseball America, NCBWA, Collegiate Baseball, ABCA, Perfect Game	
	Raph Rhymes, LSU	OF	NCBWA, Collegiate Baseball, ABCA, Perfect Game	
	Brian Johnson, Florida	UTY	NCBWA, Perfect Game	
	Kevin Gausman, LSU	SP	Collegiate Baseball, ABCA, Perfect Game	
	2013	Stuart Turner, Ole Miss	C	Baseball America, ABCA, Collegiate Baseball, CBI
		Tony Kemp, Vanderbilt	2B	Baseball America, NCBWA, Collegiate Baseball, ABCA, Perfect Game, CBI
Alex Bregman, LSU		SS	Baseball America, ABCA, Perfect Game	
Hunter Renfro, Miss. State		OF	Baseball America, NCBWA, Collegiate Baseball, ABCA, Perfect Game, CBI	
Aaron Nola, LSU		SP	Baseball America, NCBWA, Collegiate Baseball, ABCA, Perfect Game, CBI	
Mason Katz, LSU		1B	NCBWA	
2014	Tyler Beede, Vanderbilt	SP	NCBWA, CBI	
	Jonathan Holder, Miss. State	RP	NCBWA, Collegiate Baseball	
	Ross Mitchell, Miss. State	RP	CBI	
	Auston Bousfield, Ole Miss	OF	ABCA	
	AJ Reed, Kentucky	UT/DH	Consensus	
Aaron Nola, LSU	SP	Consensus		
Jacob Lindgren, Mississippi State	RP	Baseball America, Perfect Game		

2015	Andrew Benintendi, Arkansas	OF	Consensus
	Alex Bregman, LSU	DH	Baseball America
	Carson Fulmer, Vanderbilt	P	Consensus
	Alex Lange, LSU	P	Baseball America, NCBWA, Perfect Game
2016	Kyle Martin, South Carolina	1B	Baseball America
	Dansby Swanson, Vanderbilt	SS	Baseball America, NCBWA, ABCA, Perfect Game
	Ryne Birk, Texas A&M		Baseball America
	Boomer White, Texas A&M		Baseball America
	Logan Shore, Florida		Baseball America, Collegiate Baseball, NCBWA, Perfect Game, ABCA
	Anfernee Grier, Auburn		Baseball America
	Peter Alonso, Florida		NCBWA, Perfect Game
	Shaun Anderson, Florida		NCBWA
	Nick Senzel, Florida		Perfect Game
	2017	Brent Rooker, Mississippi State	
Greg Deichmann, LSU			Consensus
Braden Shewmake, Texas A&M			Collegiate Baseball, NCBWA
Michael Byrne, Florida			NCBWA, Perfect Game
Riley Mahan, Kentucky			Perfect Game
2018	Brady Singer, Florida		Consensus
	Michael Byrne, Florida		Baseball America, D1Baseball, NCBWA, Perfect Game
	Nolan Hoffman, Texas A&M		NCBWA
	Jonathan India, Florida		Baseball America, D1Baseball, NCBWA, Perfect Game
	Blaine Knight, Arkansas		D1Baseball, NCBWA
	Casey Mize, Auburn		Baseball America, NCBWA, Perfect Game
2019	JJ Bleday, Vanderbilt		Consensus
	Ethan Small, Mississippi State		Consensus
	Jake Mangum, Mississippi State		NCBWA
	Ethan Paul, Vanderbilt		Perfect Game
	Tyler Brown, Vanderbilt		Perfect Game
	Austin Martin, Vanderbilt		Baseball America
2020	Aaron Schunk, Georgia		Baseball America
	Asa Lacy, Texas A&M		Collegiate Baseball
	Connor Prielipp, Alabama		Collegiate Baseball
	A.J. Lewis, Eastern Kentucky		Collegiate Baseball
	Tyler Keenan, Ole Miss		Collegiate Baseball
	Heston Kjerstad, Arkansas		Collegiate Baseball
	Austin Martin, Vanderbilt		Collegiate Baseball
Zach DeLoach, Texas A&M		Collegiate Baseball	
2021	Jack Leiter, Vanderbilt		Consensus
	Kevin Koppes, Arkansas		Collegiate Baseball, NCBWA, Baseball America, Perfect Game
	Tanner Allen, Mississippi State		Consensus
	Doug Nikhazy, Ole Miss		D1Baseball, NCBWA, Baseball America
	Kumar Rocker, Vanderbilt		D1Baseball, NCBWA, Baseball America, Perfect Game
	Landon Sims, Mississippi State		D1Baseball, NCBWA, Baseball America
2022	Ryan Bliss, Auburn		NCBWA
	Enrique Bradfield Jr., Vanderbilt		NCBWA
	Taylor Broadway, Ole Miss		NCBWA
	Sonny DiChiara, Auburn		ABCA, Baseball America, D1Baseball.com
	Dylan Crews, LSU		Consensus
	Chase Dollander, Tennessee		Consensus
Tyler Guilfoil, Kentucky		Baseball America, NCBWA	
Trey Lipscomb, Tennessee		NCBWA	
Enrique Bradfield, Jr., Vanderbilt		NCBWA	
Drew Gilbert, Tennessee		NCBWA	
Jack Gowen, Georgia		NCBWA	
Wyatt Langford, Florida		D1Baseball.com	

NATIONAL PLAYERS OF THE YEAR

Dave Magadan - 1983, Alabama

Alabama's David Magadan was named the sixth recipient of the Golden Spikes Award for his banner season in 1983, one in which he led the Crimson Tide to a second place finish nationally. Magadan, who hit .439 for his Alabama career, hit an amazing .525 his last year, which included a phenomenal 10 for 11 series in the SEC Tournament. For the season, Magadan was 114 for 217, including 31 doubles, just one of many SEC records then owned by the Tampa, Fla., native. Magadan was also voted "Player of the Year" by Baseball America making him the first SEC player ever to be named the nation's best.

Will Clark - 1985, Mississippi State

Mississippi State's Will Clark was the eighth winner of the Golden Spikes Award after a stellar career under Coach Ron Polk and a banner 1985 collegiate season. Clark batted .420 while slugging SEC-leading totals of 25 homers, 77 RBI and 158 total bases in leading the Bulldogs to a tie for third place with Arkansas in the '85 NCAA College World Series. Mississippi State finished the season with a 50-15 mark, then the most overall wins ever by an SEC team. Clark then signed as the second player chosen in the '85 Major League Baseball Draft by the San Francisco Giants.

Derek Lilliquist - 1987, Georgia

Georgia's Derek Lilliquist, pitcher for the SEC regular season champion and College World Series participant Bulldogs, was named the national Pitcher of the Year by Baseball America in 1987. He was also chosen an All-America by the American Baseball Coaches Association, The Sporting News and Baseball America. In 1987, Lilliquist posted a 14-3 record with an earned run average of 2.24. The Winter Park, Fla. native, also belted 19 home runs and 63 runs batted as a designated hitter during his junior season in 1987.

Ben McDonald - 1989, LSU

LSU pitcher Ben McDonald was the 12th winner of the prestigious Golden Spikes Award in 1989 after leading his team to its second College World Series appearance in his three-year career. In 1989, McDonald notched a 14-4 record and a 3.49 ERA while setting the SEC mark for strikeouts with 202. He also recorded four saves in leading LSU to an 18-9 second place SEC showing and a 55-17 overall mark. The squad earned a fourth place finish in the CWS. McDonald was tabbed a consensus All-America and the recipient of the Collegiate Baseball/ESPN Pitcher of the Year Award.

Lloyd Peever - 1992, LSU

LSU's Lloyd Peever, pitcher for the SEC Champion Tigers, was the winner of the Collegiate Baseball Player of the Year Award in 1992. Peever was also a first-team All-America selection by the American Baseball Coaches Association and Baseball America. Peever recorded a perfect 14-0 record in 1992 with an earned run average of 1.978. He led the SEC in wins and was second in ERA. In 104.2 innings, he allowed just 67 hits and 20 walks. Peever, a junior from Stonewall, Okla., turned pro following the 1992 season and was a fourth-round draft selection of the Rockies.

Todd Helton - 1995, Tennessee

Tennessee's Todd Helton, standout first baseman and pitcher for the SEC Champion Volunteers, was the winner of the Mizuno/Collegiate Baseball, Baseball America and the Baseball Weekly/USA Today Player of the Year awards. He was also the recipient of the Dick Howser Player of the Year Award. Helton batted .407 with a league-high 105 hits, 20 home runs, 92 runs batted in, 86 runs scored, 27 doubles and a .775 slugging percentage. On the mound, he was equally as impressive. The Knoxville, Tenn. native, had a SEC-best 1.66 earned run average while achieving an 8-2 record. His hits per 9 innings ratio of 5.68 was the best in the league and he recorded 12 saves, second best in the league.

Tim Hudson - 1997, Auburn

Auburn's Tim Hudson, standout outfielder and pitcher for the Tigers, was the winner of the Smith Award, given annually to the top collegiate baseball player in the country. Hudson batted .396 with 18 home runs and 95 RBI, which was second in the SEC. On the mound, Hudson recorded a 15-2 mark with a 2.97 ERA. His win total was tops among all NCAA Division I pitchers. He led the SEC in wins, strikeouts (165), hits allowed per 9 innings (6.62) and his opponents batting average was a league-low .199. Hudson ended his collegiate career in the College World Series and was a 6th round pick by the Oakland A's.

Brad Wilkerson - 1998, Florida

Florida's Brad Wilkerson, an outstanding pitcher, first baseman, outfielder and designated hitter, was named the National Player of the Year by the National Collegiate Baseball Writers Association. Wilkerson batted .347 and led the SEC Champion Gators with 23 home runs and 70 runs batted in. He also led Florida in pitching with a 10-5 record, a 4.98 earned run average while striking out 136 batters, an SEC-best. Wilkerson was a two-time All-SEC first-team selection and consensus All-America pick in 1998. Wilkerson was the 33rd selection in the 1998 Major League Baseball Amateur Draft, taken by the Montreal Expos.

Eddy Furniss - 1998, LSU

LSU's Eddy Furniss, the Tigers' standout first baseman, was named the recipient of the Dick Howser Award, given annually to the nation's outstanding collegiate player. Furniss led the SEC in slugging percentage (.898) and on-base percentage (.545). A four-year star for the College World Series-bound Tigers, Furniss hit a team-high .403 with 28 home runs and 76 RBI. Furniss was a two-time All-SEC first-team selection and a unanimous choice among the league's coaches in 1998. A consensus All-America in 1998, Furniss was a fourth round selection in the 1998 Major League Baseball Amateur Draft by the Pittsburgh Pirates.

Kip Bouknight - 2000, South Carolina

South Carolina's Kip Bouknight, pitcher for the SEC Champion Gamecock's, was named the recipient of the Rotary Smith Award, as well as National Player of the Year by Collegiate Baseball and the American Baseball Coaches Association. Bouknight led the nation in wins with 17, while only having one loss on the year. His 2.81 ERA was second in the league while he led all SEC pitchers in strikeouts with 143. A consensus All-America in 2000, Bouknight was also named SEC Player of the year. Recipient of SEC Pitcher of the Week honors for the week of April 10. Bouknight was also recognized for his roll in the classroom by being named to the 2000 SEC Baseball Academic Honor Roll.

David Price - 2007, Vanderbilt

David Price of Vanderbilt won the fourth annual Brooks Wallace Award for national collegiate player of the year. Price was consensus All-America and 2006-07 Southeastern Conference Male Athlete of the Year. He also recently captured the Dick Howser Trophy and Golden Spikes Award as well as being named American Baseball Coaches Association Player of the Year. He led the SEC in five different pitching categories and helped Vandy to a school-record-season victories' total at 54-13 overall and is the Commodores' first men's athletics national player of the year in any sport.

Mike Zunino - 2012, Florida

Mike Zunino capped off one of the greatest individual seasons by a University of Florida student-athlete when USA Baseball announced him as the recipient of the 2012 USA Baseball Golden Spikes Award (GSA). The Cape Coral, Fla., native was a consensus first-team All-American, the first Dick Howser Trophy recipient from Florida, Baseball America's 2012 College Player of the Year, the initial Johnny Bench Award winner from UF and the 2012 National Player of the Year by CollegeBaseballInsider.com. He led the Gators in batting average (.322), RBI (67) and homers (19), and paced the Orange and Blue in total bases (164), doubles (28), sacrifice flies (11) and slugging percentage (.669).

AJ Reed - 2014, Kentucky

AJ Reed earned unanimous national player of the year honors as Kentucky's Friday-night ace, league leader in wins, and the NCAA leader in home runs. Reed was named the winner of the 2014 USA Baseball Golden Spikes Award, Baseball America's College Player of the Year, the National Collegiate Baseball Writers Association's Dick Howser Trophy, Perfect Game National Player of the Year, John Olerud Two-Way Player of the Year and the Louisville Slugger National Player of the Year awards. Reed became the first SEC player to lead the conference in pitching wins (12), homers (23) and RBI (73). He led the NCAA in homers, slugging (.735) and OPS (1.211), sporting a 12-2 record and a 2.09 ERA on the mound.

Andrew Benintendi - 2015, Arkansas

Andrew Benintendi won both the prestigious Dick Howser Trophy as the top Division I baseball player in the country and the Golden Spikes Award as the nation's top amateur baseball player. He was also named national player of the year by Collegiate Baseball and Baseball America as he led the country with 20 home runs. He led the SEC in batting average (.376), home runs (20), slugging percentage (.717), on-base percentage (.488) and walks (50) and became the third highest MLB draft pick in school history, taken No. 7 overall by the Boston Red Sox.

Dansby Swanson - 2015, Vanderbilt

Dansby Swanson was named D1Baseball.com National Player of the Year in 2015. Swanson led Vanderbilt in hits (94), runs (76), doubles (24), triples (6), home runs (15) and walks (43) en route to a first team All-American season. He helped lead the Commodores back to the College World Series finals in 2015 after winning Most Outstanding Player honors as Vanderbilt captured the school's first-ever men's national championship the previous season. He became the only first team All-American shortstop in school history and was selected No. 1 overall by the Arizona Diamondbacks in the 2015 MLB Draft. Swanson was also the Brooks Wallace Award winner, given to the nation's top shortstop.

Brent Rooker - 2017, Mississippi State

Brent Rooker was named National Player of the Year by Collegiate Baseball in 2017 after he became just the second player ever to claim the Southeastern Conference triple crown. Rooker finished his stellar season with a .387 batting average and a school record 30 doubles. His 96 hits was eighth in program history for hits in a single season, while his 23 home runs was fifth in the MSU record books. On the year, Rooker became the first player in SEC history to record 20 home runs, 30 doubles and 75 RBIs in a single season.

Brady Singer - 2018, Florida

Brady Singer was named the National Player of the Year by multiple outlets, the National Pitcher of the Year and the SEC Pitcher of the Year. He became the second player in Florida history to win the Dick Howser Trophy, presented to the collegiate player of the year. Singer led the team with a 12-3 record as the Friday night ace. His 12 wins tied for fifth-most in a season at Florida, and he finished 18th nationally with a 0.94 WHIP. Singer led the SEC with a 2.55 earned run average and ranked third with a .203 batting average against. He limited right-handed hitters to a .194 average, and in conference play led the league with a .168 average against and posted a 2.32 ERA.

Kevin Kopps - 2021, Arkansas

Kevin Kopps was named the 2021 Golden Spikes Award winner, recipient of the Dick Howser Trophy, and he was named D1Baseball National Player of the Year and Collegiate Baseball Newspaper National Player of the Year. Kopps finished the 2021 campaign with a 12-1 record and 11 saves and helped lead the Razorbacks to the SEC championship and the SEC Tournament title and a No. 1 national ranking for most of the regular season. He posted the nation's lowest ERA (0.90) and WHIP (0.76) with 131 strikeouts in 89.2 innings pitched.

Kumar Rocker - 2021, Vanderbilt

Kumar Rocker was named the 2021 Baseball America Player of the Year after he posted a 14-4 record on the mound this season, including a 3-1 in the NCAA Tournament. The junior right-hander became just the second player since 1988 to lead the nation in both strikeouts and wins in the same season. Rocker tied for nation lead in strikeouts (179). He became just the second player since 1988 to lead the nation in both strikeouts and wins in the same season.



ANNUAL SEC AWARDS

SEC Coach of the Year

Year	Name	School
1933	W. P. White	Georgia
1934	J. B. Whitworth	Alabama
1935	Tilden Campbell	Alabama
1936	Tilden Campbell	Alabama
1937	Dell Morgan	Auburn
1938	Tilden Campbell	Alabama
1939	Harry Rabenhorst	LSU
1940	Tilden Campbell	Alabama
1941	Tilden Campbell	Alabama
1942	Tilden Campbell	Alabama
1943	"Red" Swanson	LSU
1944	No Competition	
1945	No Competition	
1946	Harry Rabenhorst	LSU
1947	Tilden Campbell	Alabama
1948	R. P. Patty	Mississippi State
1949	R. P. Patty	Mississippi State
1950	Tilden Campbell	Alabama
1951	S. W. Anderson	Tennessee
1952	Dave Fuller	Florida
1953	Jim Whatley	Georgia
1954	Jim Whatley	Georgia
1955	Tilden Campbell	Alabama
1956	Dave Fuller	Florida
1957	Joe Pittard	Georgia Tech
1958	Joe Connally	Auburn
1959	Tom Swayze	Ole Miss
1960	Tom Swayze	Ole Miss
1961	Ray Didier	LSU
1962	Dave Fuller	Florida
1963	Paul Nix	Auburn
1964	Tom Swayze	Ole Miss
1965	Paul Gregory	Mississippi State
1966	Paul Gregory	Mississippi State
1967	Paul Nix	Auburn
1968	Joe Sewell	Alabama
1969	Tom Swayze	Ole Miss
1970	Paul Gregory	Mississippi State
1971	Paul Gregory	Mississippi State
1972	Jake Gibbs	Ole Miss
1973	Larry Schmittou	Vanderbilt
1974	Larry Schmittou	Vanderbilt
1975	Jim Smith	LSU
1976	Paul Nix	Auburn
1977	Jake Gibbs	Ole Miss
1978	Paul Nix	Auburn
1979	Ron Polk	Mississippi State
1980	Ray Mewbourne	Vanderbilt
1981	Jack Rhine	Florida
1982	Jack Rhine	Florida
1983	Barry Shollenberger	Alabama
1984	Joe Arnold	Florida
1985	Ron Polk	Mississippi State
1986	Skip Bertman	LSU
1987	Steve Webber	Georgia
1988	Joe Arnold	Florida
1989	Ron Polk	Mississippi State
1990	Skip Bertman	LSU
1991	Skip Bertman	LSU
1992	Skip Bertman	LSU
1993	Skip Bertman	LSU
1994	Rod Delmonico	Tennessee
1995	Rod Delmonico	Tennessee
1996	Skip Bertman	LSU
	Andy Lopez	Florida
	Jim Wells	Alabama
1997	Skip Bertman	LSU
1998	Ray Tanner	South Carolina
1999	Norm DeBriyn	Arkansas
2000	Ray Tanner	South Carolina
2001	Ron Polk	Georgia
2002	Jim Wells	Alabama
2003	Smoke Laval	LSU
2004	Dave Van Horn	Arkansas
	David Perno	Georgia
2005	Pat McMahon	Florida

2006	John Cohen	Kentucky
2007	Tim Corbin	Vanderbilt
2008	David Perno	Georgia
2009	Paul Mainieri	LSU
2010	Kevin O'Sullivan	Florida
2011	Ray Tanner	South Carolina
2012	Gary Henderson	Kentucky
2013	Tim Corbin	Vanderbilt
2014	Kevin O'Sullivan	Florida
2015	Paul Mainieri	LSU
2016	John Cohen	Mississippi State
2017	Nick Mingione	Kentucky
2018	Kevin O'Sullivan	Florida
2019	Tim Corbin	Vanderbilt
2020	No award	
2021	Dave Van Horn	Arkansas
2022	Tony Vitello	Tennessee

SEC Player of the Year

Year	Name	School
1994	Todd Walker	LSU
1995	Todd Helton	Tennessee
1996	Eddy Furniss	LSU
1997	Tim Hudson	Auburn
1998	Jeff Pickler	Tennessee
1999	Hunter Bledsoe	Vanderbilt
2000	Kip Bouknight	South Carolina
2001	Chris Burke	Tennessee
2002	Yaron Peters	South Carolina
2003	Aaron Hill	LSU
2004	Jon Zeringue	LSU
	Stephen Head	Ole Miss
	Name	School
2005	Matt LaPorta	Florida
2006	Ryan Strieby	Kentucky
2007	Matt LaPorta	Florida
2008	Gordon Beckham	Georgia
2009	Kent Matthes	Alabama
2010	Hunter Morris	Auburn
2011	Mike Zunino	Florida
2012	Raph Rhymes	LSU
2013	Tony Kemp	Vanderbilt
2014	AJ Reed	Kentucky
2015	Andrew Benintendi	Arkansas
2016	Boomer White	Texas A&M
2017	Brent Rooker	Mississippi State
2018	Jonathan India	Florida
2019	JJ Bleday	Vanderbilt
2020	No award	
2021	Tanner Allen	Mississippi State
2022	Sonny DiChiara	Auburn
	Dylan Crews	LSU

SEC Pitcher of the Year

Year	Name	School
2003	David Marchbanks	South Carolina
2004	Justin Hoyman	Florida
2005	Luke Hochevar	Tennessee
2006	Nick Schmidt	Arkansas
2007	David Price	Vanderbilt
2008	Joshua Fields	Georgia
2009	Louis Coleman	LSU
2010	Drew Pomeranz	Ole Miss
2011	Grayson Garvin	Vanderbilt
2012	Chris Stratton	Mississippi State
2013	Aaron Nola	LSU
2014	Aaron Nola	LSU
2015	Carson Fulmer	Vanderbilt
2016	Logan Shore	Florida
2017	Sean Hjelle	Kentucky
2018	Brady Singer	Florida
2019	Ethan Small	Mississippi State
2020	No award	
2021	Kevin Kopps	Arkansas
2022	Chase Dollander	Tennessee

SEC Freshman of the Year

Year	Name	School
2000	Mike Fontenot	LSU
2001	Lane Mestepey	LSU
2002	Seth Smith	Ole Miss
2003	Stephen Head	Ole Miss
2004	Wade LeBlanc	Alabama
2005	J.P. Arcencibia	Tennessee
2006	Pedro Alvarez	Vanderbilt
2007	Jordan Henry	Ole Miss
2008	Hunter Morris	Auburn
2009	Matty Ott	LSU
	Preston Tucker	Florida
2010	Austin Maddox	Florida
2011	Tony Kemp	Vanderbilt
2012	Austin Cousino	Kentucky
2013	Alex Bregman	LSU
2014	Logan Shore	Florida
2015	Alex Lange	LSU
2016	Jake Mangum	Mississippi State
2017	Braden Shewmake	Texas A&M
2018	Heston Kjerstad	Arkansas
2019	JT Ginn	Mississippi State
2020	No award	
2021	Enrique Bradfield, Jr.	Vanderbilt
2022	Drew Beam	Tennessee

SEC Newcomer of the Year

Year	Name	School
2021	Jack Leiter	Vanderbilt

SEC Scholar-Athlete of the Year

Year	Name	School
2004	Brady Toops	Arkansas
2005	Jason Determann	LSU
2006	Emeel Salem	Alabama
2007	Emeel Salem	Alabama
2008	Gordon Beckham	Georgia
2009	Ben Jones	Auburn
2010	Cory Luckie	Auburn
2011	James McCann	Arkansas
2012	Michael Roth	South Carolina
2013	Sam Frost	Mississippi State
2014	Seth Heck	Mississippi State
2015	Seth Heck	Mississippi State
2016	Derek Lance	Tennessee
2017	Zach Logue	Kentucky
2018	Keegan McGovern	Georgia
	Nico Mascia	Tennessee
2019	Garrett Stallings	Tennessee
2020	Rankin Woley	Auburn
2021	Tim Elko	Ole Miss
2022	Ben Anderson	Georgia

SEC Baseball Legends

Year	Name	School
2012	Dr. Jeffrey Laubenthal	Alabama
2012	Kevin McReynolds	Arkansas
2012	Brad Wilkerson	Florida
2012	Rev. Reggie Andrews	Georgia
2013	Hal Baird	Auburn
2013	Terry Shumpert	Kentucky
2013	Skip Bertman	LSU
2013	Gene McArtor	Missouri
2014	Jake Gibbs	Ole Miss
2014	Jay Powell	Mississippi State
2014	Bobby Richardson	South Carolina
2014	Phil Garner	Tennessee
2015	Mark Johnson	Texas A&M
2015	Larry Schmittou	Vanderbilt
2015	Andy Phillips	Alabama
2015	David Eckstein	Florida
2016	Norm DeBriyn	Arkansas
2016	Cris Carpenter	Georgia
2016	Gabe Gross	Auburn
2016	Scott Downs	Kentucky
2017	Ben McDonald	LSU

ANNUAL SEC AWARDS



2017	Dave Silvestri	Missouri
2017	Don Kessinger	Ole Miss
2017	Earl Bass	South Carolina
2018	Ron Polk	Mississippi State
2018	Alan Cockrell	Tennessee
2018	Mark Ross	Texas A&M
2018	David Dellucci	Ole Miss
2019	Doug Duke	Alabama
2019	Johnny Ray	Arkansas
2019	Josh Fogg	Kentucky
2019	Jeremy Sowers	Vanderbilt
2020	None	
2021	None	
2022	None	





NATIONAL AWARDS

Baseball America

Coach of the Year

- 1983 – Barry Shollenberger, Alabama
- 1985 – Ron Polk, Mississippi State
- 1986 – Skip Bertman, LSU
- 1990 – Steve Webber, Georgia
- 1995 – Rod Delmonico, Tennessee
- 1996 – Skip Bertman, LSU
- 1997 – Jim Wells, Alabama
- 2000 – Ray Tanner, South Carolina
- 2004 – David Perno, Georgia
- 2009 – Paul Mainieri, LSU
- 2011 – Kevin O’Sullivan, Florida
- 2014 – Tim Corbin, Vanderbilt
- 2021 – Chris Lemonis, Mississippi State
- 2022 – Mike Bianco, Ole Miss

Player of the Year

- 1983 – Dave Magadan, 1B, Alabama
Derek Lilliquist, LHP, Georgia
- 1989 – Ben McDonald, RHP, LSU
- 1995 – Todd Helton, 1B/P, Tennessee
- 2007 – David Price, P, Vanderbilt
- 2012 – Mike Zunino, C, Florida
- 2014 – AJ Reed, UT/DH, Kentucky
- 2015 – Andrew Benintendi, Arkansas
- 2018 – Brady Singer, Florida
- 2021 – Kumar Rocker, Vanderbilt

Note: Baseball America named a Player and a Pitcher of the Year from 1981-1988. In 1989, the publication began naming just one Player of the Year.

Freshman of the Year

- 1983 – Rafael Palmeiro, OF, Mississippi State
- 1985 – Ron Wenrich, OF, Georgia
- 1992 – Todd Walker, 2B, LSU
- 1993 – Brett Laxton, P, LSU
- 1994 – R.A. Dickey, P, Tennessee
- 2004 – Wade Leblanc, P, Alabama
- 2006 – Pedro Alvarez, 3B, Vanderbilt
- 2019 – Kumar Rocker, P, Vanderbilt
- 2021 – Jack Leiter, P, Vanderbilt

Collegiate Baseball

Coach of the Year

- 1990 – Steve Webber, Georgia
- 1991 – Skip Bertman, LSU
- 1993 – Skip Bertman, LSU
- 1996 – Skip Bertman, LSU
Andy Lopez, Florida
- 1997 – Skip Bertman, LSU
- 2000 – Skip Bertman, LSU
- 2009 – Paul Mainieri, LSU
- 2010 – Ray Tanner, South Carolina
- 2011 – Ray Tanner, South Carolina
- 2014 – Tim Corbin, Vanderbilt
- 2017 – Kevin O’Sullivan, Florida
- 2020 – Mike Bianco, Ole Miss
- 2021 – Chris Lemonis, Mississippi State
- 2022 – Mike Bianco, Ole Miss

Player of the Year

- 1989 – Ben McDonald, RHP, LSU
- 1992 – Lloyd Peever, RHP, LSU
- 1995 – Todd Helton, 1B/P, Tennessee
- 2000 – Kip Bouknight, P, South Carolina
- 2007 – David Price, P, Vanderbilt
- 2014 – AJ Reed, UT/DH, Kentucky
- 2015 – Andrew Benintendi, Arkansas
- 2017 – Brent Rooker, 1B, Mississippi State
- 2021 – Kevin Kopps, RP, Arkansas

Collegiate Baseball Foundation

Coach of the Year

- 2006 – John Cohen, Kentucky

D1Baseball.com

Coach of the Year

- 2017 – Kevin O’Sullivan, Florida
- 2022 – Mike Bianco, Ole Miss

Player of the Year

- 2015 – Andrew Benintendi, Arkansas
- 2018 – Brady Singer, Florida
- 2021 – Kevin Kopps, Arkansas

Freshman of the Year

- 2019 – Kumar Rocker, P, Vanderbilt
- 2021 – Jacob Gonzalez, SS, Ole Miss



SEC WEEKLY HONORS

The Southeastern Conference began naming a player of the week in 1985. In 1987 the league expanded the honor to include a player and pitcher of the week. In 2006, a freshman of the week was added.

1985

March 12 Jeff Brantley, MS
 March 19 Will Clark, MS
 March 26 Will Clark, MS
 April 2 Kerry St. Clair, UG
 April 9 Randy Clark, UK
 April 16 Scott Ruskin, UF
 April 23 David Turner, UT
 April 30 Joey Cora, VU
 Jeff Brantley, MS
 May 6 Doug Duke, UA

1986

March 10 Roger Smith, UM
 March 17 Pat Bailey, UA
 March 24 Cam Hazen, VU
 March 31 Derek Lilliquist, UG
 April 7 Terry Shumpert, UK
 April 14 David Miller, UM
 Kelly Klippenstein, VU
 April 21 Ron Powell, UT
 April 28 Joey Belle, LS
 May 5 Dan Paradoa, MS

1987

Player
 March 16 Roger Miller, UG
 March 23 Tony Haney, AU
 Joey Fernandez, UF
 March 30 Joe Gex, UM
 David Joiner, VU
 April 7 Frank Thomas, AU
 Rodney Brewer, UF
 April 13 Craig Faulkner, LS
 Kyle Gordon, UM
 April 20 Pete Freeman, UG
 Terry Shumpert, UK
 April 27 Jack Voigt, LS
 Brad Harvie, VU
 May 4 Mitch Knox, UK
 May 11 Terry Shumpert, UK
 Joel Smith, UT

Pitcher

March 16 Matt Coleman, UK
 March 23 Derek Lilliquist, UG
 March 30 Mike Sodders, UA
 April 7 Mike Martin, MS
 April 13 Cris Carpenter, UG
 April 20 David Oropeza, UA
 April 27 Ron Morton, UT
 May 4 David Oropeza, UA
 Derek Lilliquist, UG
 Gregg Patterson, LS
 May 11 Nelson Arriette, MS

1988

Player
 March 22 Jeff Livesey, AU
 March 29 Craig Cala, LS
 April 5 J.R. Showalter, UG
 April 12 Robbie Buchanan, UK
 April 18 Jim Schiffman, VU
 April 25 Philip Doyle, UA
 May 2 Tommy Raffo, MS
 May 9 Vince Castaldo, UK

Pitcher

March 22 Johnny Wiggs, UF
 March 29 Mike Martin, MS
 April 5 Dave Voit, UK
 April 12 Dave Voit, UK
 April 18 Ben McDonald, LS
 April 25 Johnny Wiggs, UF
 May 2 Darren Musselwhite, UM

May 9 Johnny Wiggs, UF

1989

Player
 March 19 Jamie Abbg, VU
 March 26 Tommy Raffo, MS
 April 3 J.R. Showalter, UG
 April 10 Tommy Raffo, MS
 April 17 Clark Preble, AU
 April 24 Cary Williams, UA
 May 1 Tracy Echols, MS
 May 8 Roger Miller, UG

Pitcher

March 19 Ben McDonald, LS
 March 26 Dave Fleming, UG
 April 3 Jeff Gidcumb, UF
 April 10 Grant Sullivan, UM
 April 17 Tommy Milstead, UA
 April 24 Mike McLochlin, VU
 May 1 Rod Bolton, UK
 May 8 Tommy Youngblood, UK

1990

Player
 March 20 Mike DiFelice, UT
 March 27 Jeff Cooper, UG
 April 2 Todd O'Donnell, AU
 April 10 Tim Edge, AU
 April 17 Brian Jester, UG
 April 24 Tommy Raffo, MS
 May 1 Bo Camposano, UF
 May 8 J.R. Showalter, UG

Pitcher

March 20 Kenny Cargyle, UM
 March 27 Bobby Dillon, UT
 April 10 Tommy Milstead, UA
 April 2 Chris George, MS
 April 17 Rod Bolton, UK
 April 24 Doug Brennan, UF
 May 1 Dave Fleming, UG
 May 8 Chad Ogea, LS

1991

Player
 March 18 Brannen Veal, AU
 March 25 Andrew Albrecht, AU
 April 1 Philip Doyle, UA
 April 8 Steve Hegan, MS
 April 15 Mick Kerns, UA
 April 22 Mick Kerns, UA
 April 29 Rich Cordani, LS
 May 5 Mike Basse, UT
 May 13 Joe Vitiello, UA

Pitcher

March 18 John Burke, UF
 March 25 Rick Green, LS
 April 1 Marc Valdes, UF
 April 8 Paul Fletcher, UT
 April 15 Grant Sullivan, UM
 April 22 Mark Thompson, UK
 April 29 John Powell, AU
 May 5 Jim Musselwhite, UG
 May 13 Mike Sirotko, LS

1992

Player
 March 23 Jeff Abbott, UK
 March 30 Blaise Kozeniewski, UG
 April 6 Rex Buckner, MS
 April 13 Rex Buckner, MS
 April 20 Russ Johnson, LS
 April 27 Burke Cromer, SC
 May 4 Ray Suplee, UG
 May 11 Jeff Parnell, SC

Pitcher

March 23 B.J. Wallace, MS
 March 30 Wally Maynard, SC
 April 6 Scott Schultz, LS
 April 13 Scott Newell, VU
 April 20 John Pricher, UF
 April 27 Brian Maxcy, UM
 May 4 Mark Fuller, AU
 May 11 Lloyd Peever, LS

1993

Player
 March 27 Todd Walker, LS
 April 5 Bo Camposano, UF
 April 12 Vee Hightower, VU
 April 19 Bubba Trammel, UT
 April 26 Joe Biernat, SC
 May 3 Eddie Brooks, UK
 May 10 Todd Walker, LS
 May 16 Todd Helton, UT

Pitcher

March 29 Carlton Loewer, MS
 April 5 Alex Barylak, UG
 April 12 Al Drumheller, UA
 April 19 John Powell, AU
 April 26 Mike Sirotko, LS
 May 3 Marc Valdes, UF
 May 10 Jason Haynie, SC
 May 17 Rob Mosser, SC

1994

Player
 March 28 Russ Johnson, LS
 April 4 Drew Williams, MS
 April 11 Jeff Abbott, UK
 April 18 Chris Stowers, UG
 April 25 Todd Mensik, UM
 May 2 Chan Perry, UF
 May 9 Drew Williams, MS
 May 17 Nick Morrow, VU

Pitcher

March 28 Brian Reed, UK
 April 4 Todd Abbott, AR
 April 11 Rob Bonanno, UF
 April 18 R. A. Dickey, UT
 April 25 Gary Rath, MS
 May 2 John Powell, AU
 May 9 Brian Powell, UG
 May 17 Scott Schultz, LS

1995

Player
 March 28 Russ Johnson, LS
 March 27 Todd Helton, UT
 April 3 Chris Moller, UA
 April 10 Nathan Dunn, LS
 April 17 Scott Vieira, UT
 April 24 Todd Helton, UT
 May 1 Kit Pellow, AR
 May 8 Shawn McNally, AU
 May 15 Jay Tedesco, UK

Pitcher

March 27 Jamey Price, UM
 April 3 Ryan Halla, AU
 April 10 J.J. Pearsall, SC
 April 17 Brian Winders, LS
 April 24 Chris Morrison, AU
 May 1 Joel Colgrove, UA
 May 8 Kyle Kennedy, MS
 May 15 Todd Helton, UT

1996

Player
 March 11 Scott Schroeffel, UT
 March 18 Eddy Furniss, LS
 March 25 David Eckstein, UF
 April 1 Josh Etheredge, AU
 April 8 Brett Taft, UA
 April 15 Josh Adeebe, VU



SEC WEEKLY HONORS

April 22 Keith Lewis, UM
 April 29 Chris Moller, UA
 May 6 Brad Wilkerson, UF
 May 13 Kit Pellow, AR

Pitcher
 March 11 Adam Shadburne, UK
 March 18 Scott Schroeffel, UT
 March 25 Jason Haynie, SC
 April 1 Richie Nye, AR
 April 8 Scott Downs, UK
 April 15 David Hooten, MS
 April 22 R.A. Dickey, UT
 April 29 Phillip Haigler, VU
 May 6 Kevin Shipp, LS
 May 13 Joel Colgrove, UA

1997
 Player
 March 10 Brandon Larson, LS
 March 17 Roberto Vaz, UA
 March 24 Justin Ross, UT
 March 31 Ryan Lundquist, AR
 April 7 Adam Piatt, MS
 April 14 Roberto Vaz, UA
 April 21 Brad Wilkerson, UF
 April 28 Josh Adeeb, VU
 May 5 Josh Etheredge, AU
 May 12 Justin Bunch, UK

Pitcher
 March 10 Scott Downs, UK
 March 17 Patrick Coogan, LS
 March 24 Van Johnson, MS
 March 31 Tim Hudson, AU
 April 7 Scott Downs, UK
 April 14 Josh Gandy, UG
 April 21 Patrick Coogan, LS
 April 28 Doug Thompson, LS
 May 5 Dan Wright, AR
 May 12 Josh Fogg, UF

1998
 Player
 March 9 Jeff Pickler, UT
 March 16 David Ross, UF
 March 23 Trey McClure, LS
 March 30 Rodney Nye, AR
 April 6 Derek Nicholson, UF
 April 13 G.W. Keller, UA
 April 20 Adam Everett, SC
 April 27 Brian Wiese, MS
 May 4 Josh Dalton, LS
 May 11 Brad Wilkerson, UF

Pitcher
 March 9 David Walling, AR
 March 16 Kip Bouknight, SC
 March 23 Justin Smith, UA
 March 30 Chris Demouy, LS
 April 6 Hayden Gliemmo, AU
 April 13 Rob Quarnstrom, AR
 April 20 Jeremy Jackson, MS
 April 27 Josh Paxton, UK
 May 4 Matt Ginter, MS
 May 11 Jeff McAvoy, UM

1999
 Player
 March 15 Andy Phillips, UA
 March 22 Greg Catalanotte, UF
 March 29 Jamie Kersh, AU
 April 5 Jude Voltz, UM
 April 12 Travis Chapman, MS
 April 19 Brian Roberts, SC
 April 26 Kurt Keene, UF
 May 5 Brad Cresse, LS
 May 10 G.W. Keller, UA
 May 17 Casey Dunn, AU

Pitcher
 March 15 Cliff Brand, UG
 March 22 Matt Ginter, MS
 March 29 Kip Bouknight, SC
 April 5 David Walling, AR
 April 12 Jeff McAvoy, UM
 April 19 Nathan Kent, UK
 April 26 Jonathan Blankenship, UA
 May 3 David Walling, AR
 May 10 Brian Compton, MS
 May 17 Kurt Ainsworth, LS

2000
 Player
 March 13 John McHenry, SC
 March 20 Gabe Gross, AU
 March 27 Brad Cresse, LS
 April 3 Doc Brooks, UG
 April 10 Karl Nonemaker, VU
 April 17 Cedrick Harris, LS
 April 24 Shane Kelly, MS
 May 1 Sam Bozanich, UA
 May 8 Travis Chapman, MS
 May 15 Todd Faulkner, AU

Pitcher
 March 13 Chris Clark, UG
 March 20 Jamie Bennett, UT
 March 27 Colter Bean, AU
 April 3 Peter Bauer, SC
 April 10 Kip Bouknight, SC
 April 17 Colter Bean, AU
 April 24 Eddie Rojas, UF
 May 1 Mike Smalley, UF
 May 8 Brian Tallet, LS
 May 15 Jared Manatt, AR

2001
 Player
 Feb. 12 Gabe Gross, AU
 Feb. 19 Kyle Washburn, AR
 Feb. 26 Zeph Zinsman, LS
 March 5 Bryan Moore, LS
 March 12 Ulises Cabrera-Valenzuela, VU
 March 19 Brian Kirby, AR
 March 26 Chris Burke, UT
 April 2 Peter Nystrom, UF
 April 9 Ryan Theriot, LS
 April 16 Gabe Gross, AU
 April 23 Mailon Kent, AU
 April 30 Josh Christian, UM
 May 7 Chris Burke, UT
 May 14 Mailon Kent, AU

Pitcher
 Feb. 12 Lance Cormier, UA
 Feb. 19 Pete Montrenes, UM
 Feb. 26 Gary Bell, SC
 March 5 Lance Cormier, UA
 March 12 Brandon Crowe, UT
 March 19 Kip Bouknight, SC
 March 26 Tanner Brock, MS
 April 2 Hayden Gliemmo, AU
 April 9 Scott Murphy, UG
 April 16 Lane Mestepey, LS
 April 23 Gary Bell, SC
 April 30 Jeffery Carswell, UG

May 7 Charlie Isaacson, AR
 May 14 Lee Gronkiewicz, SC

2002
 Player
 Feb. 11 Sean Barker, LS
 Feb. 18 Pat Osborn, UF
 Feb. 25 Yaron Peters, SC
 March 4 Brent Boyd, UA
 March 11 Jeremy Brown, UA
 March 18 Ryan Shealy, UF
 March 25 Drew Meyer, SC
 April 1 Matthew Brinson, MS
 April 8 Ryan Fox, AR
 April 15 Burney Hutchinson, UM
 April 22 Mark Kiger, UF
 April 29 Brent Boyd, UA
 May 6 Yaron Peters, SC
 May 13 Trent Pratt, AU
 May 20 Ryan Shealy, UF

Pitcher
 Feb. 11 David Marchbanks, SC
 Feb. 18 Jeffery Terrell, UT
 Feb. 25 Jeremy Sowers, VU
 March 4 Eric Brandon, AU
 March 11 Joseph Blanton, UK
 March 18 Colby Paxton, AU
 March 25 Gary Hagan, Jr., AR
 April 1 Keith Ramsey, UF
 April 8 Lance Cormier, UA
 April 15 Bo Pettit, LS
 April 22 T.J. Beam, UM
 April 29 Brian Wilson, LS
 May 6 Rob Carrado, UK
 May 13 Alex Hart, UF
 May 20 Chris Young, MS

2003
 Player
 Feb. 10 Stephen Barton, UF
 Feb. 17 Josh Bell, AU
 Feb. 24 C.J. Smith, UF
 March 3 Bobby Huddleston, AU
 March 10 Beau Hearod, UA
 March 17 Allen Rice, UA
 March 24 Tug Hulett, AU
 April 1 Andrew Wishy, AR
 April 8 Stephen Head, UM
 April 15 Aaron Hill, LS
 April 22 Cesar Nicolas, VU
 April 29 Ryan Patterson, LS
 May 6 Bryan Triplett, SC
 May 13 Justin McClain, UG
 May 20 Warner Jones, VU

Pitcher
 Feb. 10 Ben Riley, UT
 Feb. 17 Allen Pinder, UA
 Feb. 24 Matt Campbell, SC
 March 3 Alan Johnson, MS
 March 10 Adam Sanabria, UF
 March 17 Jarrett Gardner, AR
 March 24 Justin Hoyman, UF
 April 1 Alan Johnson, MS
 April 8 Jeremy Sowers, VU
 April 15 David Marchbanks, SC
 April 22 Scott Wade, VU
 April 29 Stephen Head, UM
 May 6 Alan Johnson, MS
 May 13 Matt Campbell, SC
 May 20 Matt Campbell, SC

SEC WEEKLY HONORS

2004

Player	
Feb. 16	Steve Pearce, SC
Feb. 23	C.J. Smith, UF
March 1	Stephen Head, UM
March 8	Stephen Head, UM
March 15	Michael Rivera, UT
March 22	Matt Liuzza, LS
March 29	Warner Jones, VU
April 5	Clay Harris, LS
April 12	Brad Corley, MS
April 19	Alex Presley, UM
April 26	Ben Harrison, UF
May 3	Jeff Corsaletti, UF
May 10	Justin Holmes, UG
May 17	Brad Corley, MS
May 24	Ryan Patterson, LS

Pitcher	
Feb. 16	Justin Hoyman, UF
Feb. 23	Ryan Mullins, VU
March 1	Jeremy Sowers, VU
March 8	Clay Dirks, LS
March 15	Brandon Belcher, UA
March 22	Kelen Gibson, UK
March 29	Wade LeBlanc, UA
April 5	Will Startup, UG
April 12	Jay Sawatski, AR
April 19	Kalen Gibson, UK
April 26	Matt Campbell, SC
May 3	Arik Hempy, SC
May 10	Mark Holliman, UM
May 17	Aaron Rawl, SC
May 24	Jeremy Sowers, VU

2005

Player	
Feb. 14	Scott Bridges, AR
Feb. 21	Matt LaPorta, UF
Feb. 28	Steve Pearce, SC
March 7	Billy Grace, UK
March 14	Eli Iorg, UT
March 21	Brian Pettway, UM
March 28	Josh Bell, AU
April 4	Mike Baxter, VU
April 11	Gabe Scott, UA
April 18	Clay Harris, LS
April 25	Matt LaPorta, UF
May 2	John Shelby, UK
May 9	J.P. Arencibia, UT
May 16	Ryan Patterson, LS
May 23	Matt LaPorta, UF

Pitcher	
Feb. 14	Aaron Rawl, SC
Feb. 21	Jensen Lewis, VU
Feb. 28	Luke Hochaver, UT
March 7	Wade LeBlanc, UA
March 14	Josh Sullivan, AU
March 21	Luke Hochaver, UT
March 28	Todd Doolittle, MS
April 4	T.J. Large, UA
April 11	Zac McCamie, SC
April 18	Ryan Mullins, VU
April 25	Clay Dirks, LS
May 2	Matt Maloney, UM
May 9	Nick Schmidt, AR
May 16	Charley Boyce, AR
May 23	Jason Determann, LS

2006

Player	
Feb. 13	Adam Davis, UF
Feb. 20	Mike Bianucci, AU
Feb. 27	Bruce Sprowl, LS
March 6	Sean Coughlin, UK
March 13	Matt Robbins, UG
March 20	Ryan Strieby, UK
March 27	Antone DeJesus, UK
April 3	Alex Presley, UM

April 10	Sean Coughlin, UK
April 17	Pedro Alvarez, VU
April 24	John Shelby, UK
May 1	Emeel Salem, UA
May 8	Brian Walker, AR
May 15	J.P. Arencibia, UT
May 22	Matt Downs, UA

Pitcher	
Feb. 13	Nick Schmidt, AR
Feb. 20	Darren O'Day, UF
Feb. 27	Brooks Brown, UG
March 6	Andrew Curse, SC

March 13	David Price, VU
March 20	Wade LaBlanc, UA
March 27	David Price, VU

April 3	David Price, VU
April 10	David Price, VU
April 17	Mike Cisco, SC
April 24	Brooks Brown, UG
May 1	Mickey Westphal, UG
May 8	Justin Pigott, MS
May 15	Matt Robinson, UK
May 22	Nick Schmidt, AR

Freshman	
Feb. 13	Jarred Bogany, LSU
Feb. 20	Josh Lindblom, UT
Feb. 27	Tommy Hunter, UA
March 6	Cody Satterwhite, UM
March 13	Pedro Alvarez, VU
March 20	Tommy Hunter, UA
March 27	David Hum, AR

April 3	Tommy Hunter, UA
April 10	Sean Coughlin, UK
April 17	Tony Delmonico, UT
April 24	Alex Avila, UA
May 1	Justin Smoak, SC
May 8	Nathan Moreau, UG
May 15	Logan Power, UM
May 22	Ryan Flaherty, VU

2007

Player	
Week 1	Pedro Alvarez, VU
Week 2	Kent Matthes, UA
Week 3	Mike Bianucci, AU
Week 4	Sean Coughlin, UK
Week 5	Justin Henry, UM
Week 6	Edward Easley, MS
Week 7	Matt LaPorta, UF
Week 8	Matt LaPorta, UF
Week 9	Travis Jones, SC
Week 10	Danny Hamblin, AR
Week 11	Brian Leclerc, UF
Week 12	Dominic de la Osa, VU
Week 13	Luke Hochaver, UT
Week 14	Emeel Salem, UA
Week 15	Dominic de la Osa, VU

Pitcher	
Week 1	Brandon Belcher, UA
Week 2	David Price, VU
Week 3	James Adkins, UT
Week 4	Harris Honeycutt, SC
Week 5	David Price, VU
Week 6	Lance Lynn, UM
Week 7	Jess Todd, AR
Week 8	Nick Schmidt, AR
Week 9	Justin Pigott, MS
Week 10	Arik Hempy, SC
Week 11	Lance Lynn, UM
Week 12	James Adkins, UT
Week 13	Nathan Moreau, UG
Week 14	Chris Rusin, UK
Week 15	Brett Bukvich, UM

Freshman	
Week 1	Lonnie Chisenhall, SC
Week 2	Jason Kipnis, UK
Week 3	Jared Mitchell, LS

Week 4	Andrew Clark, UM
Week 5	Brock Wright, UK
Week 6	Jake Smith, UA
Week 7	Jeff Lockwood, UT
Week 8	Brandon Turner, MS
Week 9	Taylor Thompson, AU
Week 10	Blake Dean, LS
Week 11	Brandon Turner, MS
Week 12	Jordan Henry, UM
Week 13	Blake Dean, LS
Week 14	Kyle Mullaney, UF
Week 15	Jeff Lockwood, UT

2008

Player	
Week 1	Reese Havens, SC
Week 2	Sawyer Carroll, UK
Week 3	Aaron Murphee, AR
Week 4	Gordon Beckham, UG
Week 5	Gordon Beckham, UG
Week 6	Phil Dasher, SC
Week 7	Shawn Griffin, UT
Week 8	David Macias, VU
Week 9	Collin Cowgill, UK
Week 10	Logan Forsythe, AR
Week 11	Brandon May, UA
Week 12	Ryan Schimpf, LSU
Week 13	Cole Figueroa, UF

Pitcher	
Week 1	Lance Lynn, UM
Week 2	Ryan Verdugo, LSU
Week 3	Scott Bittle, UM
Week 4	Ricky Bowen, MS
Week 5	Bryan Woodall, UF
Week 6	Patrick Keating, UF
Week 7	Joshua Fields, UG
Week 8	Lance Lynn, UM
Week 9	Blake Cooper, SC
Week 10	Andrew Albers, UK
Week 11	Jared Bradford, LSU
Week 12	Dallas Keuchel, AR
Week 13	James Paxton, UK

Freshman	
Week 1	Andy Wilkins, AR
Week 2	Matt Smith, UM
Week 3	Kentrail Davis, UT
Week 4	Josh Adams, UF
Week 5	Tommy Toledo, UF
Week 6	Trent Mummey, AU
Week 7	Drew Pomeranz, UM
Week 8	Kentrail Davis, UT
Week 9	Ross Wilson, UA
Week 10	Josh Rutledge, UA
Week 11	Grant Dayton, AU
Week 12	Tim Ferguson, UM
Week 13	Ross Wilson, UA

2009

Player	
Week 1	Ryan Schimpf, LS
Week 2	Kent Matthes, UA
Week 3	Chase Leavitt, AR
Week 4	Kent Matthes, UA
Week 5	Jordan Henry, UM
Week 6	Rich Poythress, UG
Week 7	Micah Gibbs, LS
Week 8	Blake Dean, LS
Week 9	P.J. Polk, UT
Week 10	Brian Harris, VU
Week 11	Brandon May, UA
Week 12	Aaron Westlake, VU
Week 13	Kyle Henson, UM

Pitcher	
Week 1	Patrick Keating, UF
Week 2	Austin Ross, LS
Week 3	Chris Rusin, UK
Week 4	Louis Coleman, LS
Week 5	Matty Ott, LS



SEC WEEKLY HONORS

Week 6	Austin Ross, LS
Week 7	Scott Bittle, UM
Week 8	Mike Minor, VU
Week 9	Brett Eibner, AR
Week 10	Matty Ott, LS
Week 11	Louis Coleman, LS
Week 12	Austin Hyatt, UA
Week 13	Sam Dyson, SC

Freshman

Week 1	Johnathan Taylor, UG
Week 2	Aaron Westlake, VU
Week 3	Casey McElroy, AU
Week 4	Collin Kuhn, AR
Week 5	Alex Panteliodis, UF
Week 6	Preston Tucker, UF
Week 7	Sonny Gray, VU
Week 8	Preston Tucker, UF
Week 9	Chad Wright, UF
Week 10	Preston Tucker, UF
Week 11	Jackie Bradley, Jr., SC
Week 12	Matt Snyder, UM
Week 13	Andy Burns, UK
Week 13	Zach Osborne, UT

2010

Player

Week 1	P.J. Polk, UT
Week 2	Brian Fletcher, AU
Week 3	Connor Powers, MS
Week 4	Ross Wilson, UA
Week 5	Hunter Morris, AU
Week 6	Zack Cox, AR
Week 7	P.J. Polk, UT
Week 8	Justin Fraedjas, AU
Week 9	Connor Powers, MS
Week 10	Hunter Morris, AU
Week 11	Trent Mummey, AU
Week 12	Joe Loftus, VU
Week 13	Marcus Nidiffer, UK
Week 14	Jake Smith, UA

Pitcher

Week 1	Sonny Gray, VU
Week 2	Drew Pomeranz, UM
Week 3	Logan Darnell, UK
Week 4	Bryan Morgado, UT
Week 5	Drew Pomeranz, UM
Week 6	Sonny Gray, VU
Week 7	Drew Smyly, AR
Week 8	Jay Brown, SC
Week 9	Blake Cooper, SC
Week 10	Sam Dyson, SC
Week 11	Brett Huber, UM
Week 12	Mike Balsinger, UM
Week 13	Sam Dyson, SC
Week 14	Kevin Chapman, UF

Freshman

Week 1	Taylor Rogers, UK
Week 2	Hudson Randall, UF
Week 3	Nolan Fontana, UF
Week 4	Matt Vinson, AR
Week 5	Tyler Webb, SC
Week 6	Alex Yarbrough, UM
Week 7	Brian Johnson, UF
Week 8	Hudson Randall, UF
Week 9	Austin Maddox, UF
Week 10	Brian Johnson, UF
Week 11	Jordan Cooper, UK
Week 12	Nolan Fontana, UF
Week 13	Kyle Farmer, UG
Week 13	Chris Stratton, MS

2011

Player

Week 1	Nolan Fontana, UF
Week 2	Taylor Black, UK
Week 3	Kyle Robinson, AR
Week 4	Matt Duffy, UT

Week 5	Casey McElroy, AU
Week 6	Josh Rosecrans, UA
Week 7	Mikie Mahtook, LS
Week 8	Curt Casali, VU
Week 9	Kyle Robinson, AR
Week 10	Christian Walker, SC
Week 11	Mike Zunino, UF
Week 12	Miles Hamblin, UM
Week 13	Nolan Fontana, UF

Pitcher

Week 1	Kurt McCune, LS
Week 2	Derek Varnadore, AU
Week 3	Sonny Gray, VU
Week 4	Alex Wood, UG
Week 5	Hudson Randall, UF
Week 6	Grayson Garvin, VU
Week 7	Hudson Randall, UF
Week 8	Tyler Maloof, UG
Week 9	Colby Holmes, SC
Week 9	Michael Roth, SC
Week 10	Alex Meyer, UK
Week 11	Michael Palazzone, UG
Week 12	Alex Meyer, UK
Week 13	Colby Holmes, SC

Freshman

Week 1	Daryl Norris, MS
Week 2	JaCoby Jones, LS
Week 3	Zack Powers, UF
Week 4	Corey Littrell, UK
Week 5	J.T. Riddle, UK
Week 6	Daryl Norris, MS
Week 7	Forrest Koumas, SC
Week 8	Tony Kemp, VU
Week 8	Dillon Ortman, AU
Week 9	Dominic Ficociello, AR
Week 9	Bobby Wahl, UM
Week 10	Conrad Gregor, VU
Week 10	Karsten Whitson, UF
Week 11	Kevin Gausman, LS
Week 12	Dominic Ficociello, AR
Week 13	Kevin Gausman, LS

2012

Player

Week 1	D. Steckenrider, UT
Week 2	Zac Zellers, UK
Week 3	Mason Katz, LS
Week 4	Matt Snyder, UM
Week 5	Preston Tucker, UF
Week 6	Tim Carver, AR
Week 6	Ryan Tella, AU
Week 7	Taylor Dugas, UA
Week 7	Luke Maile, UK
Week 8	Brian Johnson, UF
Week 9	Luke Maile, UK
Week 9	Alex Yarbrough, UM
Week 10	Blake Austin, AU
Week 11	JaCoby Jones, LS
Week 12	Anthony Gomez, VU
Week 13	Mason Katz, LS

Pitcher

Week 1	Barrett Astin, AR
Week 2	Michael Roth, SC
Week 2	Bobby Wahl, UM
Week 3	Alex Wood, UG
Week 4	Kevin Gausman, LS
Week 5	Chris Stratton, MS
Week 6	Zack Godley, UT
Week 7	Brent Bonvillain, LS
Week 8	Ryan Eades, LS
Week 9	Kendall Graveman, MS
Week 10	Chris Stratton, MS
Week 11	Alex Wood, UG
Week 12	Kevin Gausman, LS
Week 13	DJ Baxendale, AR

Freshman

Week 1	Taylor Gushue, UF
Week 2	Ben Moore, UA
Week 3	Taylor Gushue, UF
Week 4	D. Henderson, MS
Week 5	A.J. Reed, UK
Week 6	Justin Kamplain, UA
Week 7	J. Montgomery, SC
Week 8	Grayson Greiner, SC
Week 9	Ben Moore, UA
Week 10	Spencer Turnbull, UA
Week 11	Casey Turgeon, UF
Week 12	Sam Mahar, UK
Week 13	Jacob Lindgren, MS

2013

Player

Week 1	Zack Powers, UF
Week 1	J.T. Riddle, UK
Week 2	LB Dantzler, SC
Week 3	A.J. Reed, UK
Week 4	Joey Pankake, SC
Week 5	Mason Katz, LS
Week 6	Alex Bregman, LS
Week 7	Mason Katz, LS
Week 8	Keaton Steele, MU
Week 9	Hunter Renfroe, MS
Week 10	Nick Ammirati, MS
Week 11	Damek Tomscha, AU
Week 12	Tony Kemp, VU

Pitcher

Week 1	Bobby Wahl, UM
Week 2	Philip Pfeifer, VU
Week 3	Kevin Ziomek, VU
Week 4	Kevin Ziomek, VU
Week 5	Keaton Steele, MU
Week 6	Ryne Stanek, AR
Week 7	Jonathon Crawford, UF
Week 8	Kendall Graveman, MS
Week 9	Zack Godley, UT
Week 10	Aaron Nola, LS
Week 10	Bobby Wahl, UM
Week 11	Aaron Nola, LS
Week 12	D. Mengden, AM
Week 12	Mike Mayers, UM

Freshman

Week 1	Mikey White, UA
Week 2	Colin Poche, AR
Week 3	J. Moroney, AM
Week 4	Trey Killian, AR
Week 5	Georgie Salem, UA
Week 6	Matt Kent, AM
Week 7	Tyler Spoon, AR
Week 8	Max Schrock, SC
Week 9	Harrison Bader, UF
Week 10	Jack Wynkoop, SC
Week 11	Hunter Melton, AM
Week 12	Jordan Ebert, AU

2014

Player

Week 1	Will Allen, UM
Week 2	AJ Reed, UK
Week 3	Will Maddox, UT
Week 4	Nick Senzel, UT
Week 5	Vince Conde, VU
Week 6	Michael Thomas, UK
Week 7	Grayson Greiner, SC
Week 8	AJ Reed, UK
Week 9	Eric Anderson, MU
Week 10	Conner Hale, LS
Week 11	Auston Bousfield, UM
Week 12	Casey Turgeon, UF
Week 13	Vince Conde, VU

Pitcher

Week 1	Wil Crowe, SC
Week 2	Aaron Nola, LS
Week 3	Ross Mitchell, MS

SEC WEEKLY HONORS

Week 4Brett Graves, MU
Week 5Aaron Nola, LS
Week 6Ross Mitchell, MS
Week 7Trey Killian, AR
Week 8Keaton Steele, MU
Jon Keller, UA
Week 9Jalen Beeks, AR
Week 10Chris Oliver, AR
Week 11Aaron Nola, LS
Week 12Justin Kamplain, UA
Week 13Logan Salow, UK
Week 14Aaron Rhodes, UF
Ross Mitchell, MS
Week 13	Robert Tyler, UG

Freshman	
Week 1Bryan Reynolds, VU
Week 2Wil Crowe, SC
Week 3Keegan Thompson, AU
Week 4Robert Tyler, UG
Week 5Thomas Burrows, UA
Week 6Jared Poche', LS
Week 7Robert Tyler, UG
Week 8Hunter Webb, UA
Week 9A.J. Puk, UF
Week 10Thomas Burrows, UA
Week 11Jake Fraley, LS
Week 12Nick Banks, AM
Week 13Logan Shore, UF

2015	
Player	
Week 1Harrison Bader, UF
Week 2Kade Scivicque, LS
Buddy Reed, UF
Week 3Anfernee Grier, AU
Zander Wiel, VU
Week 4Conner Hale, LS
Week 5Rhett Wiseman, VU
Week 6Kyle Barrett, UK
Week 7Zander Wiel, VU
Week 8Christin Stewart, UT
Week 9JJ Schwarz, UF
Week 10Andrew Benintendi, AR
Week 11Zander Wiel, VU
Week 12Mitchell Nau, AM
Week 13Marcus Mooney, SC
Week 14Chris Chinea, LS
Sikes Orvis, UM

Pitcher	
Week 1Reggie McClain, MU
Week 2Reggie McClain, MU
Week 3Vince Tatum, MS
Kyle Cody, UK
Week 4Grayson Long, AM
Week 5Wil Crowe, SC
Bret Marks, UT
Week 6Grayson Long, AM
Reggie McClain, MU
Week 7Spencer Jack, UK
Week 8Tanner Houck, MU
Week 9Keegan Thompson, AU
Scott Weathersby, UM
Week 10Cole Lipscomb, AU
Week 11Zack Brown, UK
Week 12	Keaton McKinney, AR
Week 13	Carson Fulmer, VU
Wyatt Short, UM
Week 14	Carson Fulmer, VU

Freshman	
Week 1Alex Lange, LS
Week 2Ryan Gridley, MS
Week 3JJ Schwarz, UF
Week 4Riley Mahan, UK
Week 5Alex Lange, LS
Week 6Will Golsan, UM
Week 7Mike Rivera, UF

Week 8Kyle Wright, VU
Austin Bain, LS
Week 9Cody Henry, UA
Week 10Zach Logue, UK
Week 11Jeren Kendall, VU
Week 12Brett Bond, MU
Week 13Alex Lange, LS
Week 14Keaton McKinney, AR

2016	
Player	
Week 1Jeren Kendall, VU
Week 2Michael Bernall, AR
John Jones, SC
Week 3Evan White, UK
Week 4Brent Rooker, MS
Week 5John Jones, SC
Week 6Evan White, UK
Week 7Jordan Rodgers, UT
Week 8Hunter Melton, AM
Week 9Nick Banks, AM
Week 10Gene Cone, SC
Week 11J.B. Woodman, UM
Week 12Nathaniel Lowe, MS
Week 13Ryne Birk, AM
Week 14Nick Senzel, UT

Pitcher	
Week 1Alex Lange, LS
Week 2Logan Shore, UF
Week 3Clarke Schmidt, SC
Week 4Alex Faedo, UF
Jordan Sheffield, VU
Week 5Dakota Hudson, MS
Week 6Tanner Houck, MO
Week 7Dakota Hudson, MS
Robert Tyler, UG
Week 8Tanner Houck, MO
Week 9Justin Camp, AU
Jordan Sheffield, VU
Week 10Logan Shore, UF
Dominic Taccolini, AR
Week 11Jordan Sheffield, VU
Week 12	Kyle Simonds, AM
Week 13	Kyle Wright, VU
Week 14	Dakota Hudson, MS

Freshman	
Week 1Tristan Pompey, UK
Kevin Smith, UG
Week 2Connor Brumfield, MO
Week 3Brian Sharp, MO
Week 4Adam Hill, SC
Week 5Chandler Taylor, UA
Week 6Braden Webb, SC
Week 7Braden Webb, SC
Week 8Jake Mangum, MS
Week 9Michael Curry, UG
Week 10James McArthur, UM
Week 11Braden Webb, SC
Week 12Brennan Breaux, LS
Sean Hjelle, UK
Week 13Michael Curry, UG
Week 14Antoine Duplantis, LS

2017	
Player	
Week 1Ryan Olenek, UM
Week 2Brent Rooker, MS
Week 3Riley Mahan, UK
Week 4Cole Freeman, LS
Robbie Glendinning, MO
Week 5Antoine Duplantis, LS
Week 6Jeren Kendall, VU
Week 7Brent Rooker, MS
Week 8Brent Rooker, MS
Week 9Luke Bonfield, AR
Week 10Josh Anthony, AU
Riley Mahan, UK
Week 11Jonah Todd, AU
Week 12Chandler Taylor, UA

Week 13Riley Mahan, UK
Week 14Kramer Robertson, LS

Pitcher	
Week 1Jared Poche', LS
Week 2Alex Faedo, UF
Week 3Keegan Thompson, AU
Week 4David Parkinsin, UM
Week 5Sean Hjelle, UK
Week 6Logan Salow, UK
Week 7Brigham Hill, AM
Week 8Eric Walker, LS
Week 9Kyle Wright, VU
Week 10Alex Faedo, UF
Week 11James McArthur, UM
Week 12Trevor Stephan, AR
Week 13Alex Lange, LS
Week 14Cole Bartlett, MO

Freshman	
Week 1Braden Shewmake, AM
Week 2Justin Ammons, UT
Week 3Logan Foster, AM
Week 4Drake Fellows, VU
Week 5Will Holland, AU
T.J. Sikkema, MO
Week 6Davis Daniel, AU
Week 7Cam Shepherd, UG
Week 8Hunter Coleman, AM
Week 9Austin Langworthy, UF
Week 10Ryan Rolison, UM
Week 11Braden Shewmake, AM
Week 12Zach Watson, LS
Week 13Chris Cornelius, MO
Week 14Zach Hess, LS
T.J. Sikkema, MO

2018	
Player	
Week 1Carson Shaddy, AR
Week 2Keegan McGovern, UG
Brian Sharp, MO
Week 3Luke Heyer, UK
Week 4Troy Squires, UK
Week 5Jax Biggers, AR
Week 6Luke Heyer, UK
Week 7Jonathan India, UF
Week 8Tristan Pompey, UK
Week 9JJ Schwarz, UF
Austin Bain, LS
Week 10Wil Dalton, UF
Week 11Kole Cottom, UK
Week 12Adam Sasser, UG
Week 13Tyler Keenan, UM
Week 14Will Holland, AU

Pitcher	
Week 1Ryan Rolison, UM
Week 2Adam Hill, SC
Week 3Bryce Montes De Oca, MO
Week 4Casey Mize, AU
Week 5Casey Mize, AU
Week 6Mason Hickman, VU
Week 7Parker Caracci, UM
Week 8Mitchell Kilkeny, AM
Michael Plassmeyer, MO
Week 9Chris Machamer, UK
Week 10Justin Lewis, UK
Week 11Barrett Loseke, AR
Week 12Casey Mize, AU
Brady Singer, UF
Week 13Cody Morris, SC
Week 14Kevin Smith, UG
Jake Walters, UA



SEC WEEKLY HONORS

Freshman	
Week 1	Zach DeLoach, AM
Week 2	Zach DeLoach, AM
Week 3	Casey Martin, AR
Week 4	Jayson Gonzalez, VU
Week 5	Casey Martin, AR
Week 6	Ryan Webb, UG
Week 7	Tyler Keenan, UM
	Ma'Khail Hilliard, LS
Week 8	Tyler Keenan, UM
Week 9	Austin Martin, VU
Week 10	Steven Williams, AU
	Logan Chapman, SC
Week 11	Zach DeLoach, AM
Week 12	AJ Labas, LS
Week 13	Daniel Cabrera, LS
Week 14	Tanner Allen, MS

2019

Player	
Week 1	Austin Martin, VU
Week 2	Thomas Dillard, UM
Week 3	TJ Hopkins, SC
Week 4	Tucker Maxwell, UG
Week 5	Elijah MacNamee, MS
Week 6	Jordan Westburg, MS
Week 7	Chris Reid, LS
	JJ Bleday, VU
Week 8	Josh Smith, LS
Week 9	TJ Collett, UK
Week 10	Casey Martin, AR
Week 11	Jake Mangum, MS
Week 12	Cooper Johnson, UM
Week 13	Andre Lipcius, UT
Week 14	Stephen Scott, VU

Pitcher	
Week 1	John Doxakis, AM
Week 2	Zach Linginfelter, UT
Week 3	Tanner Burns, AU
Week 4	Jack Owen, AU
Week 5	Christian Roa, AM
Week 6	Drake Fellows, VU
Week 7	Zack Thompson, UK
Week 8	Sam Finnerty, UA
	Tony Lacey, UG
Week 9	Garrett Stallings, UT
Week 10	Emerson Hancock, UG
Week 11	TJ Sikkema, MO
Week 12	Ethan Small, MS
Week 13	Drake Fellows, VU
	Tony Lacey, UG
Week 14	Jack Leftwich, UF
	Garrett Stallings, UT

Freshman	
Week 1	Jaden Hill, LS
Week 2	JT Ginn, MS
	Kendrick Calilao, UF
Week 3	JT Ginn, MS
	Brett Kerry, SC
Week 4	Ty Coleman, AM
Week 5	Kendrick Calilao, UF
Week 6	Jacob Nesbit, AR
Week 7	Christian Scott, UF
Week 8	Doug Nihazy, UM
Week 9	Kumar Rocker, VU
Week 10	Cole Henry, LS
	Connor Noland, AR
Week 11	Doug Nihazy, UM
Week 12	Ryan Bliss, AU
	Cole Wilcox, UG
Week 13	Brett Kerry, SC
Week 14	Joseph Menefee, AM
	Landon Marceaux, LS

2020

Player	
Week 1	Heston Kjerstad, AR

	Cael Baker, UM
Week 2	Bryce Blaum, AM
	Robert Moore, AR
Week 3	Tucker Bradley, UG
Week 4	T.J. Collett, UK
	Tyler Keenan, UM
Week 5	Tyler Keenan, UM

Pitcher	
Week 1	Connor Noland, AR
Week 2	Doug Nihazy, UM
Week 3	Cole Wilcox, UG
	Braden Forsythe, UM
Week 4	Asa Lacy, AM
Week 5	Spencer Price, MS

Freshman	
Week 1	Owen Diodati, UA
	Christian MacLeod, MS
Week 2	Jack Leiter, VU
	Josh Rivera, UF
Week 3	Payton Wilson, UA
Week 4	Nathan Hickey, UF
Week 4	Hayden Dunhurst, UM
	Robert Moore, AR

2021

Player	
Week 1	Wes Clarke, SC
	Payton Chatagnier, UM
Week 2	Wes Clarke, SC
	Dominic Keegan, VU
Week 3	Tim Elko, UM
Week 4	Cade Doughty, LS
Week 5	Casey Opitz, AR
	Jud Fabian, UF
Week 6	Matt Goodheart, AR
Week 7	Jayson Gonzalez, VU
Week 8	Connor Tate, UG
Week 9	Sam Praytor, UA
Week 10	T.J. Collet, UK
	Jake Rucker, UT
Week 11	Christian Franklin, AR
Week 12	Will Frizzell, AM
Week 13	Andrew Eyster, SC
	Gavin Dugas, LS
Week 14	Troy LaNeve, VU

Pitcher	
Week 1	Landon Sims, MS
	Caleb Bolden, AR
Week 2	Trace Bright, AU
Week 3	Bryce Miller, AM
Week 4	Kumar Rocker, VU
Week 5	Jack Leiter, VU
Week 6	Jack Leiter, VU
	Sean Hunley, UT
Week 7	Christian MacLeod, MS
Week 8	Jonathan Cannon, UG
Week 9	Doug Nihazy, UM
Week 10	Kevin Kopps, AR
	Kumar Rocker, VU
Week 11	Gunnar Hoglund, UM
Week 12	Christian MacLeod, MS
Week 13	Brett Kerry, SC
	Kevin Kopps, AR
Week 14	Richard Fitts, AU

Newcomer	
Week 5	Cole Stupp, UK
Week 6	Colin Burgess, SC
Week 7	Carter Young, VU
Week 8	Kamren James, MS
Week 9	Landon Sims, MS
Week 10	Drew Gilbert, UT
Week 11	Jordan Beck, UT
	Josh Rivera, UF
Week 12	Drew Gilbert, UT
Week 13	Jack Leiter, VU
Week 14	Will Bednar, MS

Note: The Newcomer of the Week award was implemented starting in week five of the 2021 season due to the cancellation of most of the 2020 season.

Freshman	
Week 1	Dylan Crews, LS
Week 2	Will Sanders, SC
Week 3	Jackson Fristoe, MS
Week 4	Corey Collins, UG
	Jordan Thompson, LS
Week 5	Blade Tidwell, UT
Week 6	TJ McCants, UM
Week 7	Will Sanders, SC
	Jordan Carrion, UF
Week 8	Jordan Thompson, LS
	Cayden Wallace, AR
Week 9	Cayden Wallace, AR
	Jack Bulger, VU
Week 10	Tre Morgan, LS
Week 11	Jacob Gonzalez, UM
Week 12	Tre Morgan, LS
Week 13	Jacob Gonzalez, UM
Week 14	Cayden Wallace, AR

2022

Player	
Week 1	Cade Doughty, LS
Week 2	Trey Lipscomb, UT / Colby Halter, UF
Week 3	Chase Estep, UK
Week 4	Brandt Belk, SC / Cayden Wallace, AR
Week 5	Tate Kolwyck, VU
Week 6	Alonzo Rubalcaba, UK / Braylen Wimmer, SC
Week 7	Fox Leum, MO
Week 8	Sonny DiChiara, AU / Dylan Rock, AM
Week 9	Jorel Ortega, UT
Week 10	Brad Cumbest, MS
Week 11	Braydon Webb, AR
Week 12	Dylan Crews, LS / BT Riopelle, UF
Week 13	Enrique Bradfield, Jr., VU
Week 14	Brayden Jobert, LS

Pitcher	
Week 1	Hunter Barco, UF
Week 2	Micah Dallas, AM / Jonathan Cannon, UG
Week 3	Brandon Sproat, UF
Week 4	Matthew Becker, SC / Parker Stinnett, MS
Week 5	Jonathan Cannon, UG
Week 6	Chase Dollander, UT
Week 7	Drew Beam, UT
Week 8	Joseph Gonzalez, AU / Garrett McMillan, UA
Week 9	Nathan Dettmer, AM
Week 10	Chris McElvain, VU
Week 11	Noah Hall, SC / Nathan Dettmer, AM
Week 12	Tyler Guilfoil, UK
Week 13	Noah Hall, SC / Carter Holton, VU
Week 14	Chase Dollander, UT

Freshman	
Week 1	Michael Braswell, SC
Week 2	Jared Dickey, UT
Week 3	Davis Diaz, VU
Week 4	Jared Dickey, UT
Week 5	Drew Beam, UT / Carter Holton, VU
Week 6	Chase Burns, UT
Week 7	Drew Beam, UT
Week 8	Josh Pearson, LS / Blake Purnell, UF
Week 9	Hagen Smith, AR
Week 10	Christian Moore, UT
Week 11	Brady Tygart, AR
Week 12	Hunter Elliott, UM / Carter Holton, VU
Week 13	Hunter Elliott, UM / Blake Burke, UT
Week 14	Brandon Neely, UF

ALL-SEC TEAMS



1951

Mike Mizerany, Alabama	1B
Chappel Rhino, Ga. Tech	2B
Bob Lusk, Ga. Tech	3B
Dan Murphy, Miss. State	SS
Jim Umbrecht, Georgia (tie)	SS
George Howell, Alabama	UT
Frank Ramsey, Kentucky	LF
Bert Rechichar, Tennessee	CF
Dud Rushing, Florida	RF
G.P. Anderson, Tennessee	C
Gene Murphy, LSU	C
John Huffstutler, Tennessee	P
Olin Briscoe, Ole Miss	P
Bill Letchworth, Auburn	P

1952

Charles Keller, Kentucky	1B
Jim Hirsch, Florida	2B
B.B. Hopkins, Tennessee	3B
Dan Murphy, Miss. State	SS
Inman Veal, Auburn	UT
Frank Ramsey, Kentucky	LF
Bobby Carr, Alabama	CF
Harry Babcock, Georgia	RF
Haywood Sullivan, Florida	C
Jerry Marchand, LSU	C
Benny McArdle, LSU	P
Ray Weidenbacher, Tulane	P
John Huffstutler, Tennessee	P

1953

Pete Vogt, Tulane	1B
Frank Bragan, Miss. State	2B
B.B. Hopkins, Tennessee	3B
Reggie Andrews, Georgia	SS
Chappel Rhino, Ga. Tech	UT
Frank Ramsey, Kentucky	LF
Jack Reed, Ole Miss	CF
Lewis Gilardoni, Miss. State	RF
Jerry Marchand, LSU	C
Bobby Barnes, Florida	C
Jack Roberts, Georgia	P
Harry Coe, Florida	P
Curt Monroe, Miss. State	P

1954

Lou Pesce, Florida	1B
Bernie Schreiber, Ole Miss	2B
Jim Pyburn, Auburn	3B
Miles Willard, Kentucky	SS
Reggie Andrews, Georgia	UT
Wayne Clark, Florida (tie)	UT
Jackie Parker, Miss. State	LF
Doug Dickey, Auburn	CF
Larry Morris, Ga. Tech	RF
Braxton Nail, Miss. State	C
Don Lloyd, Tulane	C
Paul Susce, Auburn	P
Charles Hawkins, Vanderbilt	P
Gene Lary, Alabama	P
Rudy Simpson, Florida (tie)	P

1955

Frank McNally, Miss. State	1B
Bernie Schreiber, Ole Miss	2B
Herb Kosten, Alabama	3B
Reggie Andrews, Georgia	SS
Bobby McCauley, Ga. Tech	UT
Bobby Barnes, Alabama	LF
Bobby Hunt, Alabama	CF
Doug Dickey, Auburn	RF
Braxton Nail, Miss. State	C
Jerry Bilyk, Florida	C
Gene Lary, Alabama	P

Allen Parrish, Georgia	P
J.P. Anderson, Alabama	P

1956

Sonny Saye, Georgia	1B
Bernie Schreiber, Ole Miss	2B
Herb Kosten, Alabama	3B
Jack Kubiszyn, Alabama	SS
Lane Akers, Ga. Tech	SS
Billy Kinard, Ole Miss	UT
Bobby Barnes, Alabama	LF
Eddie Crawford, Ole Miss	CF
Alton Shell, Auburn	RF
Jerry Bilyk, Florida	C
Gene Simpson, Tennessee	C
Frank Roland, Alabama	P
Dale Willis, Florida	P
Joe Gibbon, Ole Miss	P
Paul Susce, Alabama (tie)	P
Rudy Simpson, Florida (tie)	P

1957

Fred Frickle, Alabama	1B
Don Gardiner, Miss. State	2B
John Menger, Ga. Tech	3B
Jack Kubiszyn, Alabama	SS
Lane Akers, Ga. Tech	UT
Wendell Tarleton, Georgia	LF
John Lee Gainey, Ole Miss	CF
Rex Frederick, Auburn	RF
Bob Gregor, Vanderbilt	C
Tony Reginelli, Tulane	C
Frank Roland, Alabama	P
Buddy Blemken, Ga. Tech	P
Burt Touchberry, Florida	P

1958

Jim Boring, Miss. State	1B
Al White, LSU	2B
Doug Litton, Miss. State	3B
Jack Kubiszyn, Alabama	SS
Bobby Ledford, Alabama	UT
Bernie Parrish, Florida	LF
Charlie Turner, Miss. State	CF
L.F. Lanier, Auburn	RF
Pat Duke, Auburn	C
Bobby Barnes, Florida	C
Red Roberts, Auburn	P
Ray Oestricher, Florida	P
Bob Loftin, LSU	P

1959

Perry McGriff, Florida	1B
Mike Thomas, Ga. Tech	2B
Jake Gibbs, Ole Miss	3B
Dickie Parsons, Kentucky	SS
Ken Chapman, Alabama	UT
Tommy Lewis, Georgia	LF
Bobby Geissing, Florida	CF
Roger Kaiser, Ga. Tech	RF
George Inman, Ga. Tech	C
Bob Khayat, Ole Miss	C
Buddy Blemker, Ga. Tech	P
Ray Weidenbacher, Tulane	P
Larry Williams, Ole Miss	P
Jerry Sharp, Kentucky	P

1960

Ron Overcash, Florida	1B
Jim Douglas, Auburn	2B
Jake Gibbs, Ole Miss	3B
Gene Gianni, Alabama	SS
Gary Dempsey, Miss. State	UT
Billy Jones, Ole Miss	CF
Perry McGriff, Florida	RF

Ken Chapman, Alabama	OF
George Inmans, Ga. Tech	C
Bobby Khayat, Ole Miss	C
Larry Williams, Ole Miss	P
Ed Chambliss, Ga. Tech	P
Alan Koch, Auburn	P

1961

All-SEC

Don Porter, Ole Miss	1B
Jim Douglas, Auburn	2B
Jake Gibbs, Ole Miss	3B
Dickie Parsons, Kentucky	SS
Milledge White, Georgia	UT
Larry Nichols, Auburn	OF
John Bailey, LSU	OF
Charlie Thompson, Ga. Tech	OF
C.W. Price, Florida	OF
Paul Bocher, Florida	C
Bob Cornett, Tulane	C
Allen Smith, LSU	P
Charlie Loyd, Kentucky	P
Dennis Aust, Florida	P

Eastern Division

Jack Anderson, Auburn	1B
Jim Douglas, Auburn	2B
Milledge White, Georgia	3B
Dickie Parsons, Kentucky	SS
Larry Nichols, Auburn	OF
Tommy Vandiver, Georgia	OF
Charlie Thompson, Ga. Tech	OF
Billy Williamson, Ga. Tech	UT
C.W. Price, Florida	UT
Paul Booher, Florida	C
Allen Feldhaus, Kentucky	C
Charlie Loyd, Kentucky	P
Dennis Aust, Florida	P
Jim Boyd, Auburn	P

Western Division

Don Porter, Ole Miss	1B
Don Pope, Miss. State	2B
Jake Gibbs, Ole Miss	3B
Larry Edmonson, LSU	SS
John Bailey, LSU	OF
Ken Chapman, Alabama	OF
Doug Elmore, Ole Miss	OF
Larry Brannon, Miss. State	UT
Frank Dempsey, Miss. State	UT
Bob Cornett, Tulane	C
Nathan Bedford, Alabama	C
Allen Smith, LSU	P
Bobby Siedell, Ole Miss	P
Lynn Amadee, LSU	P

1962

All-SEC

John Gher, Ga. Tech	1B
Jerry Ellis, Alabama	2B
Hal Green, Miss. State	3B
Donnie Kessinger, Ole Miss	SS
Tom Moore, Florida	UT
Larry Nichols, Auburn	OF
Bill Etheridge, Miss. State	OF
Glen Baker, Alabama	OF
Ronnie Braddock, Georgia	OF
Len Scheinholt, Florida	C
Art Nester, Miss. State	C
Frank Montgomery, Miss. State	P
Allen Smith, LSU	P
Jerry Nicholson, Florida	P

Eastern Division

Joe Gher, Ga. Tech	1B
Ken Hudgens, Tennessee	2B
Tom Moore, Florida	3B
Joey Miller, Georgia	SS
Wayne Fowler, Auburn	UT
Larry Nichols, Auburn	OF
Al Lopez, Florida	OF
Ronnie Braddock, Georgia	OF
John Maddox, Tennessee	OF
Len Scheinholt, Florida	C
Richie Conliff, Ga. Tech	C
Joe Overton, Auburn	P
Jerry Nicholson, Florida	P
Jim Herbert, Tennessee	P

Western Division

Ronnie Norton, Miss. State	1B
Jerry Ellis, Alabama	2B
Hal Green, Miss. State	3B
Donnie Kessinger, Ole Miss	SS
Larry Edmondsaon, LSU	UT
Glen Baker, Alabama	OF
Bill Etheridge, Miss. State	OF
Jimmy Field, LSU	OF
Johnny Cantrell, Miss. State	OF
Bob Cornett, Tulane	C
Art Nester, Miss. State	C
Frank Montgomery, Miss. State	P
Allen Smith, LSU	P
Earl Griffin, Alabama	P

1963

All-SEC

Bill Etheridge, Miss. State	1B
Carol Lenoux, Florida	2B
Tom Moore, Florida	3B
Donnie Kessinger, Ole Miss	SS
Wayne Meadows, Florida	UT
Jim Bachus, Auburn	OF
Gene Achord, LSU	OF
Ashton Wells, Alabama	OF
Ronnie Braddock, Georgia	OF
George Shuford, Tennessee	C
Vic Svetlay, Auburn	C
Joe Overton, Auburn	P
Danny Eggart, Florida	P
Tommy Keyes, Ole Miss	P

Eastern Division

Cotton Nash, Kentucky	1B
Carol Lenoux, Florida	2B
Tom Moore, Florida	3B
Otis Bibb, Auburn	SS
Elliott Hembree, Vanderbilt	UT
Jack Ervin, Tennessee	LF
Jim Bachus, Auburn	CF
Ron Braddock, Georgia	RF
Jimmy Adams, Ga. Tech	UT
George Shuford, Tennessee	C
Vic Svetley, Auburn	C
Joe Overton, Auburn	P
Danny Eggart, Florida	P
Don Pierce, Georgia	P

Western Division

Bill Etheridge, Miss. State	1B
Mike Box, Alabama	2B
David Jennings, Ole Miss	3B
Donnie Kessinger, Ole Miss	SS
Wayne Meadows, Miss. State	UT
Freddie Roberts, Ole Miss	LF
Gene Achord, LSU	CF
Shelton Wells, Alabama	RF
Bobby Neider, Tulane	UT
Buddy French, Alabama	C



ALL-SEC TEAMS

Charles Smith, Miss. State C
 Doug Hutton, Miss. State P
 Wiley Diel, LSU P

1964

All-SEC

Tommy Keyes, Ole Miss 1B
 Jimmy Martin, Auburn 2B
 Jim Barfield, Auburn 3B
 Donnie Kessinger, Ole Miss SS
 Otis Bibb, Auburn UT
 Glenn Lusk, Ole Miss OF
 Mickey Andrews, Alabama OF
 Jack Ervin, Tennessee OF
 Bill Blomgren, Florida OF
 Harry Doles, Auburn C
 Buddy French, Alabama C
 Jimmy Crysel, Auburn P
 Richie Prine, Ole Miss P
 Steve George, LSU P

Eastern Division

Tom Shannon, Florida 1B
 Jimmy Martin, Auburn 2B
 Jimmy Barfield, Auburn 3B
 Otis Bibb, Auburn SS
 Jim Bonin, Kentucky UT
 Jack Ervin, Tennessee OF
 Jim Bachus, Auburn OF
 Dink Haire, Auburn OF
 Bill Blomgren, Florida OF
 Harry Doles, Auburn C
 Dave Porter, Florida C
 Jim Crysel, Auburn P
 Steve Calloway, Kentucky P
 Charles Anderson, Florida P

Western Division

Tommy Keyes, Ole Miss 1B
 Billy Sumrall, Ole Miss 2B
 Harry Morel, LSU 3B
 Donnie Kessinger, Ole Miss SS
 Wayne Meadows, Miss State UT
 Glen Lusk, Ole Miss OF
 Mickey Andrews, Alabama OF
 Gene Achord, LSU OF
 Fred Roberts, Ole Miss OF
 Buddy French, Alabama C
 Dennis Malpass, Tulane C
 Richie Prine, Ole Miss P
 Steve Georgie, LSU P
 Frank Chambers, Ole Miss P

1965

All-SEC

Jimmy Yawn, Ole Miss 1B
 Pete McKenzie, Auburn 2B
 Randy Embry, Kentucky 3B
 Dave Flettrich, Tulane SS
 Jim Monin, Kentucky UT
 Allen Trammell, Florida OF
 Del Unser, Miss. State OF
 Dink Haire, Auburn OF
 Mike Burns, Miss. State OF
 Buddy French, Alabama C
 Harry Doles, Auburn C
 Monte Sharpe, Auburn P
 John Olagues, Tulane P
 Ken Tatum, Miss. State P

Eastern Division

Tom Shannon, Florida 1B
 Pete McKenzie, Auburn 2B
 Randy Embry, Kentucky 3B

Jim Monin, Kentucky SS
 Tom Reid, Georgia UT
 Allen Trammell, Florida OF
 Dink Haire, Auburn OF
 Frank Fryer, Auburn OF
 Danny Neff, Tennessee OF
 Harry Doles, Auburn C
 Pete Fritsch, Kentucky C
 Monte Sharpe, Auburn P
 Bill Ferrell, Tennessee P
 Kenny Lewis, Kentucky P

Western Division

Jimmy Yawn, Ole Miss 1B
 Billy Sumrall, Ole Miss 2B
 Johnny Mosley, Alabama 3B
 Dave Flettrich, Tulane SS
 Don Bell, Miss. State UT
 Del Unser, Miss. State OF
 Mike Burns, Miss. State OF
 Jim McGill, Tulane OF
 Charlie Williams, Ole Miss OF
 Buddy French, Alabama C
 Joe Weible, Tulane C
 Ken Tatum, Miss. State P
 Frank Chambers, Miss. State P
 John Olagues, Tulane P

1966

All-SEC

Joe McCorqudale, Alabama 1B
 Ronnie Scott, Tulane 2B
 Don Bell, Miss. State 3B
 Scotty Long, Auburn SS
 Jimmy Yawn, Ole Miss UT
 Jack Ervin, Tennessee OF
 Frank Fryer, Auburn OF
 Del Unser, Miss. State OF
 Mike Roos, Tulane OF
 Pete Fritsch, Kentucky C
 Chet Bergalowski, Ole Miss C
 Ken Tatum, Miss. State P
 Scotty Hasler, Ole Miss P
 Q.V. Lowe, Auburn P

Eastern Division

John Burpo, Tennessee 1B
 Bruce Moore, Florida 2B
 Ralph Wells, Auburn 3B
 Scotty Long, Auburn SS
 Darryl Lowe, Tennessee UT
 Jack Ervin, Tennessee OF
 Frank Fryer, Auburn OF
 Bob O'Callaghan, Georgia OF
 Jim Frazier, Florida OF
 Pete Fritsch, Kentucky C
 Jack Kenworthy, Florida C
 Q.V. Lowe, Auburn P
 Mike Lawler, Tennessee P
 Kelly Prior, Florida P

Western Division

Joe McCorqudale, Alabama 1B
 Jimmy Yawn, Ole Miss 2B
 Don Bell, Miss. State 3B
 Ronnie Scott, Tulane SS
 Gary Washington, Miss. State UT
 Del Unser, Miss. State OF
 Charlie Williams, Ole Miss OF
 Mike Roos, Tulane OF
 Glenn Lusk, Ole Miss OF
 Chet Bergalowski, Ole Miss C
 Frank Portera, Miss. State C
 Ken Tatum, Miss. State P
 Scotty Hasler, Ole Miss P
 Bruce Baudler, LSU P

1967

All-SEC

Gary Washington, Miss. State 1B
 Jimmy Yawn, Ole Miss 2B
 Greg Golden, Auburn 3B
 Richard Trapp, Florida SS
 Tommy Nichols, Ole Miss UT
 George Johnson, Alabama OF
 Rick Countryman, Auburn OF
 Mike Mondelli, Tennessee OF
 Steve Ogin, LSU OF
 Tom Giles, LSU C
 Ron Hicks, Kentucky C
 Q.V. Lowe, Auburn P
 Freddy Glass, Alabama P
 Kelly Prior, Florida P

Eastern Division

Terry Stroemer, Florida 1B
 Pete McKenzie, Auburn 2B
 Glen Lusk, Auburn 3B
 Richard Trapp, Florida SS
 Scotty Long, Auburn UT
 Rick Countryman, Auburn OF
 Mike Mondelli, Tennessee OF
 Bobby Etter, Georgia OF
 Kit Bradshaw, Georgia OF
 Ron Hicks, Kentucky C
 Ed Gross, Florida C
 Q.V. Lowe, Auburn P
 Kelly Prior, Florida P
 Dave Tiller, Tennessee P

Western Division

Gary Washington, Miss. State 1B
 Jimmy Yawn, Ole Miss 2B
 Ronnie Robinson, Ole Miss 3B
 Tommy Nichols, Ole Miss SS
 Ken Beesley, Miss. State UT
 George Johnson, Alabama OF
 Jim Howarth, Miss. State OF
 Glen Lusk, Ole Miss OF
 Steve Ogin, LSU OF
 Tom Giles, LSU C
 Bobby Wade, Ole Miss C
 Freddy Glass, Alabama P
 Denis Hall, Miss. State P
 Scotty Hasler, Ole Miss P

1968

All-SEC

Frank Baldasare, Auburn 1B
 John Shaw, Ole Miss 2B
 Stan Moss, Alabama 3B
 Richard Trapp, Florida SS
 Larry Fielder, Tennessee UT
 Bob Leake, LSU OF
 Jim Howarth, Miss. State OF
 George Simmons, Auburn OF
 Nick Nicosia, Florida OF
 Sam Fletcher, Miss. State C
 Mike Ovca, Florida C
 Glenn Pickren, Florida P
 Eddie Propst, Alabama P
 Mike Innes, Alabama P

Eastern Division

Frank Baldasare, Auburn 1B
 Larry Fielder, Tennessee 2B
 Greg Golden, Auburn 3B
 Richard Trapp, Florida SS
 Rick Anderson, Kentucky UT
 Nick Nicosia, Florida OF
 George Simmons, Auburn OF
 Sam Ewing, Tennessee OF

Jim Simpson, Georgia OF
 Mike Ovca, Florida C
 Jim McBride, Tennessee C
 Glen Pickren, Florida P
 Buddy Copeland, Georgia O
 John Hammett, Tennessee P

Western Division

Ed McLarty, Ole Miss 1B
 John Shaw, Ole Miss 2B
 Stan Moss, Alabama 3B
 J.C. Ranelli, Alabama SS
 Ron Hunt, LSU UT
 Bob Leake, LSU OF
 Jim Howarth, Miss. State OF
 Bill Parker, Alabama OF
 Lee Moore, Ole Miss OF
 Sam Fletcher, Miss. State C
 Bobby Wade, Ole Miss C
 Eddie Propst, Alabama P
 Mike Innes, Alabama P
 Brantley Jones, Miss. State P

1969

All-SEC

Ed McLarty, Ole Miss 1B
 Phil Garner, Tennessee 2B
 Whitey Adams, Ole Miss 3B
 John Shafer, Auburn SS
 J.C. Ranelli, Alabama UT
 Sam Ewing, Tennessee OF
 Manuel Washington, Miss. State OF
 Jack Traffanstedt, Alabama OF
 Mike Ovca, Florida C
 Tom Giles, LSU C
 Jim Courier, Florida P
 Mike Innes, Alabama P
 Jimmy Lee, Tennessee P

Eastern Division

Skip Lujack, Florida 1B
 Phil Garner, Tennessee 2B
 Rod Wright, Florida 3B
 John Shafer, Auburn SS
 Jimmy Conn, Vanderbilt UT
 Sam Ewing, Tennessee OF
 Guy McTheny, Florida OF
 Bill Miller, Georgia OF
 Mike Ovca, Florida C
 Andy Merchant, Auburn C
 Jim Courier, Florida P
 Jimmy Lee, Tennessee P
 Elliott Jones, Vanderbilt P

Western Division

Ed McLarty, Ole Miss 1B
 John Shaw, Ole Miss 2B
 Whitey Adams, Ole Miss 3B
 J.C. Ranelli, Alabama SS
 Bobbie Croswell, Miss. State UT
 Jack Traffanstedt, Alabama OF
 Manuel Washington, Miss. State OF
 Tom Giles, LSU C
 Mike Innes, Alabama P
 Brantley Jones, Miss. State P
 Fred Setser, Ole Miss P

1970

All-SEC

Jacko Potts, Miss. State	1B
John Shaw, Ole Miss	2B
Steve Tingle, Kentucky	3B
Archie Manning, Ole Miss	SS
Phil Garner, Tennessee	UT
Sam Ewing, Tennessee	OF
Bobby Tucker, Tennessee	OF
Tony Dobies, Florida	OF
Dave Phares, Miss. State	UT
Fred Yilling, Miss. State	C
Andy Merchant, Auburn	C
Brantley Jones, Miss. State	P
Jimmy Lee, Tennessee	P
Bob Cannon, Georgia	P

Eastern Division

Bill Winchester, Vanderbilt	1B
Phil Garner, Tennessee	2B
Steve Tingle, Kentucky	3B
Pete Rancont, Auburn	SS
Steve Estep, Vanderbilt	UT
Sam Ewing, Tennessee	OF
Bobby Tucker, Tennessee	OF
Tony Dobies, Florida	OF
Mike Harrelson, Georgia	OF
Andy Merchant, Auburn	C
Will Harman, Florida	C
Jimmy Lee, Tennessee	P
Bobby Cannon, Georgia	P
Wayne Rogers, Florida	P

Western Division

Jacko Potts, Miss. State	1B
John Shaw, Ole Miss	2B
Whitey Adams, Ole Miss	3B
Archie Manning, Ole Miss	SS
Bobby Crowell, Miss. State	UT
Dave Phares, Miss. State	OF
Bill Bright, LSU	OF
Terry Dubose, LSU	OF
Tommy Magee, Ole Miss	OF
Fred Yilling, Miss. State	C
M.A. McCoy, Ole Miss	C
Brantley Jones, Miss. State	P
Kenny Kaurez, Ole Miss	P
Dennis Hall, Miss. State	P

1971

All-SEC

Bobby Tucker, Tennessee	1B
Steve Estep, Vanderbilt	2B
Phil Still, Miss. State	3B
Bobby Crowell, Miss. State	SS
Jerry Reasonover, Vanderbilt	UT
Joey Martin, Auburn	OF
Derek Bryant, Kentucky	OF
Ted Milton, Miss. State	OF
Craig Burns, LSU	OF
Andy Merchant, Auburn	C
Dennis Starr, Ole Miss	C
Mike Profitt, Miss. State	P
Jeff Peebles, Vanderbilt	P
Jerry Thompson, Miss. State	P

Eastern Division

Bobby Tucker, Tennessee	1B
Steve Estep, Vanderbilt	2B
Jerry Reasonover, Vanderbilt	3B
Pete Rancont, Auburn	SS
Arch Johnson, Georgia	UT
Derek Bryant, Kentucky	OF
Joey Martin, Auburn	OF
Roger McKinney, Tennessee	OF

Dave Blair, Kentucky	OF
Andy Merchant, Auburn	C
Will Harman, Florida	C
Jeff Peebles, Vanderbilt	P
Mike Willis, Vanderbilt	P
Earl Nance, Auburn	P

Western Division

Zack Rogers, Alabama	1B
Dave Mewbourne, Alabama	2B
Phil Still, Miss. State	3B
Bobby Crowell, Miss. State	SS
Steve Dillard, Ole Miss	UT
Craig Burns, LSU	OF
Ted Milton, Miss. State	OF
Tommy Magee, Ole Miss	OF
Paul Husband, Ole Miss	OF
Dennis Starr, Ole Miss	C
Bruce Irvin, Miss. State	C
Mike Profitt, Miss. State	P
Jerry Thompson, Miss. State	P
Louis Farmer, LSU	P

1972

All-SEC

Bill Winchester, Vanderbilt	1B
Steve Estep, Vanderbilt	2B
Jim Lett, Kentucky	3B
Steve Dillard, Ole Miss	SS
Mike Miley, LSU	UT
Paul Husband, Ole Miss	OF
Rex Bynum, Alabama	OF
Bobby Tucker, Tennessee	OF
Joe Haefner, Auburn	OF
Andy Merchant, Auburn	C
Glenn Woodruff, Alabama	C
Jim Pittman, Ole Miss	P
Randy Wiles, LSU	P
Jeff Peebles, Vanderbilt	P

Eastern Division

Bill Winchester, Vanderbilt	1B
Steve Estep, Vanderbilt	2B
Jim Lett, Kentucky	3B
Roy Hull, Florida	SS
Roger Webb, Kentucky	UT
Joe Haefner, Auburn	OF
Bobby Tucker, Tennessee	OF
Derek Bryant, Kentucky	OF
Roger McKinney, Tennessee	OF
Andy Merchant, Auburn	C
Jim Carter, Georgia	C
Jeff Peebles, Vanderbilt	P
Mike Willis, Vanderbilt	P
Joe O'Brien, Tennessee	P

Western Division

Zack Rogers, Alabama	1B
Robin Cary, Alabama	2B
Bobby Spaulding, Ole Miss	3B
Steve Dillard, Ole Miss	SS
Mike Miley, LSU	UT
Paul Husband, Ole Miss	OF
Rex Bynum, Alabama	OF
Norris Weese, Ole Miss	OF
Rick Spica, Miss. State	OF
Glenn Woodruff, Alabama	C
Dennis Starr, Ole Miss	C
Mike Profitt, Miss. State	P
Randy Wiles, LSU	P
Jim Pittman, Ole Miss	P

1973

All-SEC

Billy Griffith, Georgia	1B
David Bowden, Florida	2B
Dale Holland, Miss. State	2B
Butch Hobson, Alabama	3B
Ted Shipley, Vanderbilt	SS
Gerald Keigley, LSU	UT
Bobby Tucker, Tennessee	OF
Paul Husband, Ole Miss	OF
Rick Duncan, Vanderbilt	OF
Derek Bryant, Kentucky	OF
Greg Collins, Vanderbilt	C
John Fuller, Florida	C
Jeff Peebles, Vanderbilt	P
Pat Moock, LSU	P
Mie Newman, Florida	P

Eastern Division

Billy Griffith, Georgia	1B
David Bowden, Florida	2B
Vick Sharek, Auburn	3B
Ted Shipley, Vanderbilt	SS
Condredge Holloway, Tenn.	UT
Bobby Tucker, Tennessee	OF
Rick Duncan, Vanderbilt	OF
Derek Bryant, Kentucky	OF
Mark Hatchett, Auburn	OF
Greg Collins, Vanderbilt	C
John Fuller, Florida	C
Jeff Peebles, Vanderbilt	P
Mike Newman, Florida	P
Joe O'Brien, Tennessee	P

Western Division

Rick Counts, Miss. State	1B
Dale Holland, Miss. State	2B
Butch Hobson, Alabama	3B
Joe Hawley, Alabama	SS
Gerald Keigley, LSU	UT
Paul Husband, Ole Miss	OF
Robin Cary, Alabama	OF
Mike Sonderegger, LSU	OF
Randy Collins, Alabama	OF
Norris Weese, Ole Miss	OF
Dennis Starr, Ole Miss	C
Rich Potter, Alabama	C
Pat Moock, LSU	P
Barry Gaddis, Ole Miss	P

1974

All-SEC

Marvis Foley, Kentucky	1B
T.Y. Gunter, Ole Miss	2B
Vick Sharek, Auburn	3B
Ted Shipley, Vanderbilt	SS
Wayne Pinkerton, Miss. State	UT
Robin Cary, Alabama	OF
Rick Duncan, Vanderbilt	OF
Sammy Rick, Florida	OF
Gerald Belcher, Kentucky	OF
Ricky Davidson, Miss. State	C
John Fuller, Florida	C
Doug Corbett, Florida	P
Rick Rhodes, Vanderbilt	P
Davis May, Auburn	P

Eastern Division

Marvis Foley, Kentucky	1B
Sonny Denniston, Kentucky	2B
Vic Sharek, Auburn	3B
Ted Shipley, Vanderbilt	SS
Condredge Holloway, Tennessee	UT
Rick Duncan, Vanderbilt	OF

Sammy Rick, Florida	OF
Gerald Belcher, Kentucky	OF
Rodney Woods, Tennessee	OF
John Fuller, Florida	C
Steve Tinsley, Vanderbilt	C
Doug Corbett, Florida	P
Rick Rhodes, Vanderbilt	P
David May, Auburn	P

Western Division

David Zauchin, Alabama	1B
T.Y. Gunter, Ole Miss	2B
James White, Alabama	3B
Wayne Pinkerton, Miss. State	SS
Mike Miley, LSU	UT
Robin Cary, Alabama	OF
Pat Ball, Ole Miss	OF
Randy Aldridge, LSU	OF
Norman Lacey, Alabama	OF
Rick Davidson, Miss. State	C
Rich Potter, Alabama	C
Lamar Pritchard, Miss. State	P
Tom Charpentier, LSU	P
Jimmy Archibald, Alabama	P

1975

All-SEC

Steve Frank, LSU	1B
Gene Menees, Vanderbilt	2B
Wally McMakin, LSU	3B
Condredge Holloway, Tennessee	SS
David Bowden, Florida	UT
Rick Duncan, Vanderbilt	OF
Pat Ball, Ole Miss	OF
Larry Littleton, Georgia	OF
Bubba Wilson, Georgia	OF
Marvis Foley, Kentucky	C
Danny Starr, Ole Miss	C
Ed McCaw, Kentucky	P
Pat Moock, LSU	P
Mike Park, Ole Miss	P
Rick Honeycutt, Tennessee	DH

Eastern Division

LeRoy Robbins, Kentucky	1B
Gene Menees, Vanderbilt	2B
David Bowden, Florida	3B
Condredge Holloway, Tennessee	SS
Roger Holt, Florida	UT
Rick Duncan, Vanderbilt	OF
Tommy West, Tennessee	OF
Larry Littleton, Georgia	OF
Bubba Wilson, Georgia	OF
Marvis Foley, Kentucky	C
Hal Bibee, Tennessee	C
Ed McCaw, Kentucky	P
Bill Ivie, Georgia	P
Micky Register, Georgia	P
Rick Honeycutt, Tennessee	DH

Western Division

Steve Frank, LSU	1B
Gary Oakley, Ole Miss	2B
Wally McMakin, LSU	3B
T.Y. Gunter, Ole Miss	SS
Larry Keenum, Alabama	UT
Pat Ball, Ole Miss	OF
Vaughn Meiners, LSU	OF
Larry Mims, Alabama	OF
Larry Buckley, Miss. State	OF
Danny Starr, Ole Miss	C
Tommy Saizon, LSU	C
Pat Moock, LSU	P
Mike Park, Ole Miss	P
Jim Lindsay, Alabama	P
Steve Hill, Miss. State	DH



ALL-SEC TEAMS

1976

All-SEC

Rick Honeycutt, Tennessee	1B
Robbie Howard, Tennessee	2B
Richie Howard, Auburn	3B
Tony Toups, LSU	SS
Larry Keenum, Alabama	IT
Darrell Saunders, Kentucky	OF
Curt Cope, Auburn	OF
Billy Fouch, Kentucky	OF
Steve Chandler, Vanderbilt	OF
LeRoy Robbins, Kentucky	DH
John Koenen, Kentucky	C
Tommy Morton, Auburn	C
Paul Stefan, LSU	P
Joe Beckwith, Auburn	P
Robert Hdsou, Auburn	P

Eastern Division

Rick Honeycutt, Tennessee	1B
Robbie Howard, Tennessee	2B
Bill Hardin, Vanderbilt	3B
Robert Holt, Florida	SS
Bubba Wilson, Georgia	UT
Darrell Saunders, Kentucky	OF
Brad Bradshaw, Tennessee	OF
Billy Fouch, Kentucky	OF
Steve Chandler, Vanderbilt	OF
LeRoy Robbins, Kentucky	DH
John Koenen, Kentucky	C
Mark Batchko, Tennessee	C
Mike Smithson, Tennessee	P
Tim Graven, Kentucky	P
Bob Meadows, Auburn	P

Western Division

Dave Duffner, Auburn	1B
Mickey Miller, Auburn	2B
Richie Howard, Auburn	3B
Tony Toups, LSU	SS
Bill Montgomery, Miss. State	UT
Larry Keenum, Alabama	DH
Ronnie Hamilton, Alabama	OF
Curt Cope, Auburn	OF
Fred Dunlap, Miss. State	OF
Ronnie Russell, Ole Miss	OF
Tommy Morton, Auburn	C
Danny Starr, Ole Miss	C
Paul Stefan, LSU	P
Joe Beckwith, Auburn	P
Robert Hudson, Auburn	P

1977

All-SEC

Jim Kallahaer, Miss. State	1B
Mark Barnhouse, Ole Miss	2B
David Lanning, Georgia	3B
Roger Holt, Florida	SS
Bubba Kizer, Georgia	UT
Nat Showalter, Miss. State	OF
Mike Kelley, Miss. State	OF
Jerry Robertson, Vanderbilt	OF
Jimmy Sherrill, Kentucky	OF
Jeff Tillman, Alabama	DH
Mike Wright, Vanderbilt	C
Russ Aldrich, Miss. State	C
Joe Beckwith, Auburn	P
Jack Lazorko, Miss. State	P

Eastern Division

Dean Empie, Florida	1B
John Cortese, Florida	2B
David Lanning, Georgia	3B
Roger Holt, Florida	SS
Bubba Kizer, Georgia	UT

Jerry Robertson, Vanderbilt	OF
Brad Bradshaw, Tennessee	OF
Joe Ward, Florida	OF
Jimmy Sherrill, Kentucky	OF
LeRoy Robbins, Kentucky	DH
Mike Wright, Vanderbilt	C
Jim Shulock, Florida	C
Chuck Fore, Georgia	P
Ross Baumgarten, Florida	P

Western Division

Jim Kallahaer, Miss. State	1B
Mark Barnhouse, Ole Miss	2B
Walter Hubbard, Ole Miss	3B
Mike Pomeranz, Ole Miss	SS
Chris Arago, Alabama	UT
Nat Showalter, Miss. State	OF
Mike Kelley, Miss. State	OF
Johnny Wright, Alabama	OF
Pat Ball, Ole Miss	OF
Jeff Tillman, Alabama	DH
Russ Aldrich, Miss. State	C
John Trageser, Auburn	C
Joe Beckwith, Auburn	P
Rick Zibulich, Ole Miss	P
Bobby Sprowl, Alabama	P

1978

All-SEC

Dom Fucci, Auburn	1B
J.B. Brown, Auburn	2B
David Lanning, Georgia	3B
Bubba Kizer, Georgia	SS
Robbie Howard, Tennessee	UT
Jim Watkins, Florida	OF
Scotti Madison, Vanderbilt	OF
Del Bender, Miss. State	OF
Joe Stewart, Georgia	OF
Mike Pomeranz, Ole Miss	DH
Russ Aldrich, Miss. State	C
Jerry Williams, Vanderbilt	C
Ron Crum, Florida	P
Pete Teixeira, Florida	P
Jack Lazorko, Miss. State	P

Eastern Division

Tommy Cook, Tennessee	1B
Robbie Howard, Tennessee	2B
David Lanning, Georgia	3B
Bubba Kizer, Georgia	SS
Don Clatterback, Georgia	UT
Jim Watkins, Florida	OF
Ronnie Hartsfield, Tennessee	OF
Scotti Madison, Vanderbilt	OF
Joe Stewart, Georgia	OF
Mike Moore, Kentucky	DH
Marc Sullivan, Florida	C
Jerry Williams, Vanderbilt	C
Ron Crum, Florida	P
Pete Teixeira, Florida	P
Billy Aldridge, Tennessee	P

Western Division

Dom Fucci, Auburn	1B
J.B. Brown, Auburn	2B
Mike Pomeranz, Ole Miss	3B
Pat Keedy, Auburn	SS
John McDonald, Miss. State	UT
Del Bender, Miss. State	OF
Mike Templeton, Ole Miss	OF
Ronnie Russell, Ole Miss	OF
Johnny Wright, Alabama	OF
Tim Weisheim, Miss. State	DH
Russ Aldrich, Miss. State	C
Gary Pickering, Ole Miss	C
Jack Lazorko, Miss. State	P

Terry Asher, Alabama	P
Don Robinson, Miss. State	P

1979

All-SEC

Chuck Sandberg, Florida	1B
Chuck Long, Kentucky	2B
Robert Mariano, LSU	3B
Rodney Bellamy, Georgia	SS
David Lanning, Georgia	UT
Buck Belue, Georgia	OF
Jim Watkins, Florida	OF
Mike Kelley, Miss. State	OF
Bob Kocol, Miss. State	OF
Tony Stevens, Florida	DH
John McDonald, Miss. State	C
Scotti Madison, Vanderbilt	C
Joe Georger, Kentucky	P
Jack Nuismer, Vanderbilt	P
Ken Kurtz, Miss. State	P

Eastern Division

Chuck Sandberg, Florida	1B
Chuck Long, Kentucky	2B
David Lanning, Georgia	3B
Rodney Bellamy, Georgia	SS
Steve Roberts, Kentucky	UT
Buck Belue, Georgia	OF
Jim Watkins, Florida	OF
David Banes, Florida	OF
Rob Teegarden, Florida	OF
Tony Stevens, Florida	DH
Scotti Madison, Vanderbilt	C
Mark Sullivan, Florida	C
Jack Nuismer, Vanderbilt	P
Joe Georger, Kentucky	P
Chuck Dale, Florida	P

Western Division

Dom Fucci, Auburn	1B
Pete Almaguer, LSU	2B
Robert Mariano, LSU	3B
Steve Houlberg, Alabama	SS
David Clements, Ole Miss	UT
Mike Kelley, Miss. State	OF
Bob Kocol, Miss. State	OF
Robert Sorrell, Auburn	OF
Ronnie Russell, Ole Miss	OF
Rick Dixon, Miss. State	DH
Duane Dewey, LSU	C
John McDonald, Miss. State	C
Ken Kurtz, Miss. State	P
Mike Alvarez, LSU	P
Don Mundie, Miss. State	P

1980

All-SEC

Chuck Barclift, Tennessee	1B
Sal Valenti, Alabama	2B
Bill Hench, Vanderbilt	3B
Rodney Bellamy, Georgia	SS
Danny Pototsky, Kentucky	UT
Jeff Pyburn, Georgia	OF
Chuck Kinzell, Tennessee	OF
David Banes, Florida	OF
Mark Gillaspie, Miss. State	OF
Dave Atkins, Alabama	DH
Larry Mikesell, Florida	P
Don Schneider, LSU	P
Jeff Calhoun, Ole Miss	P
Scotti Madison, Vanderbilt	C
Bert Boykin, Ole Miss	C

Eastern Division

Chuck Barclift, Tennessee	1B
Danny Pototsky, Kentucky	2B
Bill Hench, Vanderbilt	3B
Rodney Bellamy, Georgia	SS
Tony Stevens, Florida	UT
Jeff Pyburn, Georgia	OF
David Banes, Florida	OF
Chuck Kinzell, Tennessee	OF
David Falcone, Florida	DH
Scotti Madison, Vanderbilt	C
Greg Ryle, Kentucky	C
Larry Mikesell, Florida	P
Jeff Keener, Kentucky	P
Jimmy Johnson, Tennessee	P

Western Division

Randy Olson, LSU	1B
Sal Valenti, Alabama	2B
David Clements, Ole Miss	3B
Larry Simcox, Ole Miss	SS
Dave Klipstein, Miss. State	UT
Mark Gillaspie, Miss. State	OF
Bobby Pierce, Alabama	OF
Steve Renfroe, Auburn	OF
Dave Atkins, Alabama	DH
John McDonald, Miss. State	C
Bert Boykin, Ole Miss	C
Don Schneider, LSU	P
Jeff Calhoun, Ole Miss	P
Mike Alvarez, LSU	P

1981

All-SEC

Bruce Castoria, Miss. State	1B
Jim Yonker, Florida	2B
Dave Magadan, Alabama	3B
Larry Simcox, Ole Miss	SS
Steve Lombardozi, Florida	UT
Glenn Carpenter, Florida	OF
Mark Gillaspie, Miss. State	OF
Mike Wirth, Georgia	OF
Craig McGraw, Florida	OF
Bill Sandry, Kentucky	DH
Bob White, Georgia	C
Randy Hunt, Alabama	C
Jeff Keener, Kentucky	P
Steve Susce, Miss. State	P
Peyton Mosher, Georgia	P

Eastern Division

Bill Sandry, Kentucky	1B
Jim Yonker, Florida	2B
Jeff Shartzter, Kentucky	3B
Steve Lombardozi, Florida	SS
Ronnie Hartsfield, Tennessee	UT
Mike Wirth, Georgia	OF
Glenn Carpenter, Florida	OF
Craig McGraw, Florida	OF
Mike Botkin, Kentucky	OF
Rusty Ensor, Tennessee	DH
Bob White, Georgia	C
Ron Cardier, Florida	C
Jeff Keener, Kentucky	P
Larry Mikesell, Florida	P
Peyton Mosher, Georgia	P

Western Division

Bruce Castoria, Miss. State	1B
Chip Moses, LSU	2B
Dave Magadan, Alabama	3B
Larry Simcox, Ole Miss	SS
Dave Clements, Ole Miss	UT
Mark Gillaspie, Miss. State	OF
Johnny Tutt, Auburn	OF
Bobby Pierce, Alabama	OF



Dave Klipstein, Miss. State	OF
Gary Jack, Alabama	DH
Randy Hunt, Alabama	C
Terry Loe, Miss. State	C
Steve Susce, Miss. State	P
Vince Barrentine, Alabama	P
Don Mundie, Miss. State	P

1982

All-SEC

Mike Wirth, Georgia	1B
Chris Glass, Alabama	2B
David Magadan, Alabama	3B
Doug Gilcrease, Auburn	SS
David Jackson, Georgia	UT
Dave Klipstein, Miss. State	OF
Buck Belue, Georgia	OF
Mike Botkin, Kentucky	OF
Rick Fuentes, Georgia	OF
Bruce Castoria, Miss. State	DH
Mike Stanley, Florida	C
Erez Borowsky, Vanderbilt	C
Bryan Farmer, Ole Miss	P
Teddy Carson, Tennessee	P
Rich Bombard, Florida	P

Eastern Division

Mike Wirth, Georgia	1B
Tim Turner, Vanderbilt	2B
David Jackson, Georgia	3B
Bruce Crabbe, Florida	SS
Cam Stubbs, Vanderbilt	UT
Mike Botkin, Kentucky	OF
Charles DeFrance, Vanderbilt	OF
Rick Fuentes, Georgia	OF
Buck Belue, Georgia	OF
Jeff Treadway, Georgia	DH
Erez Borowsky, Vanderbilt	C
Mike Stanley, Florida	C
Teddy Carson, Tennessee	P
Rich Bombard, Florida	P
Brian Farley, Vanderbilt	P

Western Division

Bruce Castoria, Miss. State	1B
Chris Glass, Alabama	2B
David Magadan, Alabama	3B
Doug Gilcrease, Auburn	SS
David Clements, Ole Miss	UT
Dave Klipstein, Miss. State	OF
Ken Houser, Ole Miss	OF
Jamey Merritt, Alabama	OF
David Mogentale, Auburn	OF
Rob Skates, Alabama	DH
Dan Karp, LSU	C
Jay Porter, Miss. State	C
Bryan Farmer, Ole Miss	P
Hans Herzog, Miss. State	P
Billy Donathan, LSU	P

1983

All-SEC

David Magadan, Alabama	1B
Jeff Treadway, Georgia	2B
Tracy Hamilton, Tennessee	3B
Jeff LeRiger, Georgia	SS
Brandt Ely, Kentucky	UT
Pat Pomeranz, Ole Miss	OF
Ken Houser, Ole Miss	OF
Brad Winkler, Miss. State	OF
Rob Skates, Alabama	OF
Rafael Palmeiro, Miss. State	DH
Mark Cooper, LSU	C
Darren Puskarich, Vanderbilt	C
Cal Santarelli, LSU	P

Shawn Fawbush, Florida	P
Hans Herzog, Miss. State	P
Richard Rice, Florida	P
Richard Rodriguez, Tennessee	P

Eastern Division

Brad Dantzier, Florida	1B
Jeff Treadway, Georgia	2B
Tracy Hamilton, Tennessee	3B
Jeff LeRiger, Georgia	SS
Brandt Ely, Kentucky	UT
Albie Scoggins, Florida	OF
Rick Fuentes, Georgia	OF
Doug Fair, Vanderbilt	OF
Curt Cornwell, Tennessee	OF
Mike Stanley, Florida	DH
Darren Puskarich, Vanderbilt	C
Ron Bunnell, Georgia	C
Richard Rice, Florida	P
Shawn Fawbush, Florida	P
Richard Rodriguez, Tennessee	P
Jay Ray, Kentucky	P

Western Division

David Magadan, Alabama	1B
Pete White, Miss. State	2B
Bret Elbin, Alabama	3B
Bob Barker, Miss. State	SS
Kirk Hanson, Ole Miss	UT
Pat Pomeranz, Ole Miss	OF
Ken Houser, Ole Miss	OF
Brad Winkler, Miss. State	OF
Rob Skates, Alabama	OF
Rafael Palmeiro, Miss. State	DH
Mark Cooper, LSU	C
Frank Velleggia, Alabama	C
Cal Santarelli, LSU	P
Hans Herzog, Miss. State	P
Laddie Renfroe, Ole Miss	P
Rick Browne, Alabama	P

1984

All-SEC

Will Clark, Miss. State	1B
Gator Thiesen, Miss. State	2B
Ted McClendon, Alabama	3B
Joey Cora, Vanderbilt	SS
Mike Stanley, Florida	UT
Rafael Palmeiro, Miss. State	OF
Scott Ruskin, Florida	OF
Jeff Rutter, Georgia	OF
Chris Padget, Ole Miss	OF
Randy Clark, Kentucky	DH
Frank Velleggia, Alabama	C
Mark Cooper, LSU	C
Jeff Brantley, Miss. State	P
Russ Kibler, Florida	P
Dennis Chastain, Georgia	P

Eastern Division

Randy Clark, Kentucky	1B
Bruce Crabbe, Florida	2B
Bobby Gaylor, Tennessee	3B
Joey Cora, Vanderbilt	SS
Mike Stanley, Florida	UT
Scott Ruskin, Florida	OF
Jeff Rutter, Georgia	OF
Mike Agnich, Kentucky	OF
Tom Stamps, Tennessee	OF
Marty Brown, Georgia	DH
Tim Owen, Florida	C
Dan Sehlhorst, Kentucky	C
Russ Kibler, Florida	P
Dennis Chastain, Georgia	P
Steve Searcy, Tennessee	P

Western Division

Will Clark, Miss. State	1B
Gator Thiesen, Miss. State	2B
Ted McClendon, Alabama	3B
Craig Shipley, Alabama	SS
Kyle Gordon, Ole Miss	UT
Rafael Palmeiro, Miss. State	OF
Chris Padget, Ole Miss	OF
Kyle Bryan, Alabama	OF
Tom Sossamon, LSU	OF
John Dixon, LSU	DH
Frank Velleggia, Alabama	C
Mark Cooper, LSU	C
Jeff Brantley, Miss. State	P
Troy Brauchie, Alabama	P
Laddie Renfroe, Ole Miss	P

1985

All-SEC

Will Clark, Miss. State	1B
Darryl Oliver, Ole Miss	2B
Marty Lanoux, LSU	3B
Joey Cora, Vanderbilt	SS
Paul Foster, Auburn	OF
Ron Wenrich, Georgia	OF
Scott Lusader, Florida	OF
Doug Duke, Alabama	C
Kyle Gordon, Ole Miss	DH
Jeff Brantley, Miss. State	P
Gene Morgan, Miss. State	P
Scott Ruskin, Florida	P

Eastern Division

Randy Clark, Kentucky	1B
Greg Newsom, Tennessee	2B
Paul Somogy, Georgia	3B
Joey Cora, Vanderbilt	SS
Benton Patton, Vanderbilt	OF
Ron Wenrich, Georgia	OF
Scott Lusader, Florida	OF
Mike Stanley, Florida	C
Marty Brown, Georgia	DH
Jeff Fischer, Florida	P
Mark Ambrose, Vanderbilt	P
Scott Ruskin, Florida	P

Western Division

Will Clark, Miss. State	1B
Darryl Oliver, Ole Miss	2B
Marty Lanoux, LSU	3B
Jeff Reboulet, LSU	SS
Dan Van Cleve, Miss. State	OF
Allan Stallings, Alabama	OF
Paul Foster, Auburn	OF
Doug Duke, Alabama	C
Kyle Gordon, Ole Miss	DH
Jeff Brantley, Miss. State	P
Gene Morgan, Miss. State	P
Robbie Smith, LSU	P

1986

First Team

Jim Bowie, LSU	1B
Terry Shumpert, Kentucky	2B
Jimmy Harrell, Georgia	SS
Bubba Simon, Ole Miss	3B
Mike Twardoski, Alabama	OF
Dan Parada, Miss. State	OF
Paul Foster, Auburn	OF
Doug Duke, Alabama	C
Rodney Brewer, Florida	DH
Pete Roberts, Alabama	P
Mark Guthrie, LSU	P
Cris Carpenter, Georgia	P

Second Team

Kyle Gordon, Ole Miss	1B
Burke Broussard, LSU	2B
Jeff Reboulet, LSU	SS
Eddie Looper, Alabama	3B
Robert Cole, Ole Miss	OF
Joey Belle, LSU	OF
Clint Arnold, Kentucky	OF
Rob Leary, LSU	C
Pat Bailey, Alabama	DH
Derek Lilliquist, Georgia	P
Rich Delucia, Tennessee	P
Barry Manuel, LSU	P

*In 1986 the SEC eliminated the division format. The coaches then began selecting a first and second team.

1987

First Team

Frank Thomas, Auburn	1B
Terry Shumpert, Kentucky	2B
Julio Mendez, Florida	SS
Bubba Simon, Ole Miss	3B
Joe Gex, Ole Miss	C
Joey Belle, LSU	OF
Joey Fernandez, Florida	OF
Rock Wilson, Auburn	OF
Greg Smith, Vanderbilt	DH
Derek Lilliquist, Georgia	P
Gregg Olson, Auburn	P
Gregg Patterson, LSU	P

Second Team

Mitch Knox, Kentucky	1B
Donn Perno, Georgia	2B
Dave Cunningham, LSU	SS
Kevin Henry, Auburn	3B
Roger Miller, Georgia	C
Deron White, Alabama	OF
Scott Bohlke, Georgia	OF
Steve Carter, Georgia	OF
Rodney Brewer, Florida	DH
Cris Carpenter, Georgia	P
David Oropeza, Alabama	P
Matt Coleman, Kentucky	P

1988

First Team

Frank Thomas, Auburn	1B
Robert Fletcher, Alabama	2B
Billy White, Kentucky	SS
Pete Young, Miss. State	3B
Robbie Buchanan, Kentucky	C
Jody Hurst, Miss. State	OF
Clark Preble, Auburn	OF
Craig Cala, LSU	OF
Mario Linares, Florida	DH
Gregg Olson, Auburn	P
Ben McDonald, LSU	P
Jeff Gidcumb, Florida	P

Second Team

Tommy Raffo, Miss. State	1B
Vince Castaldo, Kentucky	2B
Julio Mendez, Florida	SS
Kevin Henry, Auburn	3B
Roger Miller, Georgia	C
Jim Schifman, Vanderbilt	OF
Jason Bridges, Alabama	OF
Mike Moberg, Florida	OF
Rich Grayum, Miss. State	DH
John Wiggs, Florida	P
David Voit, Kentucky	P



ALL-SEC TEAMS

Bobby Reed, Miss. State P

1989

First Team

Frank Thomas, Auburn 1B
Tommy Raffo, Miss. State 1B
Burke Masters, Miss. State 2B
J.R. Showalter, Georgia SS
Herbert Perry, Florida 3B
Roger Miller, Georgia C
Cary Williams, Alabama OF
Jody Hurst, Miss. State OF
Mark Blythe, Kentucky OF
Wes Grisham, LSU DH
Ben McDonald, LSU P
Tommy Youngblood, Auburn P
Dave Fleming, Georgia P

Second Team

Brent Reese, Alabama 1B
Lee Hodge, Ole Miss 2B
Keith Kessinger, Ole Miss SS
Pete Young, Miss. State 3B
Barry Winford, Miss. State C
Mike Basse, Tennessee OF
Brian Reimsnyder, Florida OF
Craig Cala, LSU OF
Bob Schabes, Vanderbilt DH
Jamie McAndrew, Florida P
Jeff Gidcumb, Florida P
Curtis Leskanic, LSU P

1990

First Team

Tommy Raffo, Miss. State 1B
Tookie Johnson, LSU 2B
J.R. Showalter, Georgia SS
Keith Osik, LSU 3B
Tim Edge, Auburn C
Wes Grisham, LSU OF
John Cohen, Miss. State OF
Jim Schiffman, Vanderbilt OF
Brian Jester, Georgia DH
Dave Fleming, Georgia P
Chad Ogea, LSU P
JoJo Smith, Vanderbilt P

Second Team

Mike Harris, Kentucky 1B
Darin Rieman, Kentucky 2B
Danny Ramirez, Tennessee SS
Jeff Cooper, Georgia 3B
Mike DiFelice, Tennessee C
Joe Vitiello, Alabama OF
Tommy Youngblood, Auburn OF
Eric Martinez, Florida OF
Rich Cordani, LSU DH
Rod Bolton, Kentucky P
Paul Byrd, LSU P
Grant Sullivan, Ole Miss P
Bobby Reed, Miss. State P

1991

First Team

Mike Harris, Kentucky 1B
Tookie Johnson, LSU 2B
Kevin Polcovich, Florida SS
Rick Norton, Kentucky 3B
Mario Linares, Florida C
Mike Basse, Tennessee OF
Kevin Kessinger, Ole Miss OF
Joe Vitiello, Alabama OF
Doug Hecker, Tennessee DH
John Powell, Auburn P

John Burke, Florida P

Marc Valdes, Florida P

Second Team

Greg Thomas, Vanderbilt 1B
Charlie Anderson, Miss. State 2B
Juan DeBrand, Alabama SS
Herbert Perry, Florida 3B
Gary Hymel, LSU C
Lyle Mouton, LSU OF
Mick Kerns, Alabama OF
Rich Cordani, LSU OF
Manny Cervantes, Kentucky DH
Grant Sullivan, Ole Miss P
Jay Powell, Miss. State P
Paul Fletcher, Tennessee P

1992

First Team

Doug Hecker, Tennessee 1B
Todd Walker, LSU 2B
Chris Snopek, Ole Miss 3B
Blaise Kozeniewski, Georgia SS
Dave Willman, S. Carolina C
Jerry Shepherd, S. Carolina OF
Jose Vazquez, Tennessee OF
Ray Suplee, Georgia OF
D.T. Cromer, S. Carolina DH
Lloyd Peever, LSU P
Marc Valdes, Florida P
Jon Harden, Miss. State P
B.J. Wallace, Miss. State P

Second Team

Brent Killen, Florida 1b
Andy Blanco, Tennessee 2b
Allen Williams, Arkansas 3b
Paul Petruilis, Miss. State ss
Jeff Martin, Vanderbilt c
Jeff Abbott, Kentucky of
Dave Majeski, Florida of
Rex Buckner, Miss. State of
Brad Hindersman, Kentucky dh
Kenny Carlyle, Ole Miss p
John Pricher, Florida p
John Powell, Auburn p

1993

First Team

Todd Helton, Tennessee 1B
Todd Walker, LSU 2B
Boomer Whipple, Vanderbilt 3B
Joe Biernat, S. Carolina SS
Mitch Duke, Auburn C
Vee Hightower, Vanderbilt OF
Mac White, S. Carolina OF
Bubba Trammell, Tennessee OF
Brad Hindersman, Kentucky DH
John Powell, Auburn P
Brett Laxton, LSU P
Rich Pratt, S. Carolina P

Second Team

Greg Thomas, Vanderbilt 1B
Eddie Brooks, Kentucky 2B
Kary Bridges, Ole Miss 3B
Paul Petruilis, Miss. State SS
Billy Thompson, Kentucky C
Rex Buckner, Miss. State OF
Harry Berrios, LSU OF
Ricky Joe Redd, Miss. State OF
Cliff Shanks, Auburn DH
Marc Valdes, Florida P
Carlton Loewer, Miss. State P
Al Drumheller, Alabama P

Jason Haynie, S. Carolina P

1994

First Team

Jay Waggoner, Auburn 1B
Todd Walker, LSU 2B
Boomer Whipple, Vanderbilt 3B
Russ Johnson, LSU SS
James Northeimer, Tennessee C
Mac White, S. Carolina OF
Jeff Abbott, Kentucky OF
Bubba Trammell, Tennessee OF
James Eidam, Florida DH
Gary Rath, Miss. State P
R. A. Dickey, Tennessee P
Rob Bonanno, Florida P
Bronson Hefflin, Tennessee P

Second Team

Todd Helton, Tennessee 1b
Steve Soper, Tennessee 2b
Allen Williams, Arkansas 3b
Brandon Moore, Auburn ss
Rob DeBoer, S. Carolina c
Nick Morrow, Vanderbilt of
Mike Killimett, Auburn of
David Dellucci, Ole Miss of
Mark Gugino, S. Carolina of
Kevin Chabot, Auburn dh
John Powell, Auburn p
Jamey Price, Ole Miss p
Scott Schultz, LSU p

1995

First Team

Todd Helton, Tennessee 1B
David Eckstein, Florida 2B
Chris Wiggs, Florida 3B
Mark Bellhorn, Auburn SS
Todd Young, Kentucky C
David Dellucci, Ole Miss OF
Ty Bilderback, Arkansas OF
Josh Paul, Vanderbilt OF
Kit Pellow, Arkansas DH
Jamey Price, Ole Miss P
Scott Schultz, LSU P
Chris Morrison, Auburn P

Second Team

Jay Waggoner, Auburn 1B
Warren Morris, LSU 2B
Boomer Whipple, Vanderbilt 3B
John Tamargo, Florida SS
Brandon Marsters, Florida C
Chad Green, Kentucky OF
Kevin Chabot, Auburn OF
Mark Mapes, South Carolina OF
David Hayman, Miss. State OF
Todd Crane, Georgia OF
Travis Copley, Tennessee DH
R.A. Dickey, Tennessee P
Ryan Halla, Auburn P
Brian Powell, Georgia P

1996

First Team

Eddy Furniss, LSU 1B
Kenderick Moore, Arkansas 2B
Nathan Dunn, LSU 3B
Augie Ojeda, Tennessee SS
Dax Norris, Alabama C
Chad Green, Kentucky OF
Scott Schroeffel, Tennessee OF
Chris Stowers, Georgia OF

Chuck Hazzard, Florida DH

R.A. Dickey, Tennessee P

Eddie Yarnall, LSU P

Eric DuBose, Miss. State P

Second Team

Josh Etheredge, Auburn 1B
David Eckstein, Florida 2B
Matt Erickson, Arkansas 3B
Jason Williams, LSU SS
Blake Anderson, Miss. State C
Brad Wilkerson, Florida OF
Chad Cooley, LSU OF
Justin Bowles, LSU OF
Rob Hauswald, Miss. State DH
Matt Carnes, Arkansas P
Jason Haynie, South Carolina P
Tim Young, Alabama P

1997

First Team

Brad Wilkerson, Florida 1B
Joe Caruso, Alabama 2B
Matt Erickson, Arkansas 3B
Brandon Larson, LSU SS
Casey Dunn, Auburn C
Roberto Vaz, Alabama OF
Ryan Lundquist, Arkansas OF
Tim Hudson, Auburn OF
Jeremy Jackson, Arkansas OF
Ryan Bordenick, South Carolina DH
Tim Hudson, Auburn P
Scott Downs, Kentucky P
Brett Jodie, South Carolina P

Second Team

Eddy Furniss, LSU 1B
Blair Barbier, LSU 2B
Adam Piatt, Miss. State 3B
Kurt Keene, Tennessee SS
Matt Frick, Alabama C
Adam Sullivan, Auburn OF
Brooks Bryan, Miss. State OF
Derek Nicholson, Florida OF
Clinton Johnston, Vanderbilt OF
G.W. Keller, Alabama DH
Van Johnson, Miss. State P
Matt Carnes, Arkansas P
Eric DuBose, Miss. State P

1998

First Team

Eddy Furniss, LSU 1B
Jeff Pickler, Tennessee 2B
Andy Phillips, Alabama 3B
Adam Everett, South Carolina SS
Matt Frick, Alabama C
Mike Curry, South Carolina OF
Clinton Johnston, Vanderbilt OF
Sonny Cortez, Tennessee OF
Brad Wilkerson, Florida OF
Todd Faulkner, Auburn DH
David Walling, Arkansas P
Kip Bouknight, South Carolina P
Josh Fogg, Florida P

Second Team

Richard Lee, Miss. State 1b
Brad Henderson, Ole Miss 2b
Trey McClure, LSU 3b
Scott Pratt, Auburn ss
Brad Cresse, LSU c
Brian Wiese, Miss. State of
Ryan Lundquist, Arkansas of
Josh Etheredge, Auburn of

ALL-SEC TEAMS



G.W. Keller, Alabama OF
 Travis Copley, Tennessee dh
 Jeremy Jackson, Miss. State p
 Doug Thompson, LSU p
 Jarrod Kingrey, Alabama p

1999

First Team

Cliff Wren, Miss. State 1B
 Brad Henderson, Ole Miss 2B
 Hunter Bledsoe, Vanderbilt 3B
 Andy Phillips, Alabama SS
 Casey Dunn, Auburn C
 G.W. Keller, Alabama OF
 Brian Rainwater, Georgia OF
 Brian Wiese, Miss. State OF
 Tim Angoilini, South Carolina DH
 Brent Schoening, Auburn P
 Charlie Isaacson, Arkansas P
 Ben Grezlovski, Florida P

Second Team

Jeff Leamont, LSU 1B
 Josh Hudson, Georgia 2B
 Rodney Nye, Arkansas 3B
 Brian Roberts, South Carolina SS
 John Wilson, Kentucky C
 Michael Rosamond, Ole Miss OF
 Trey McClure, LSU OF
 Mailon Kent, Auburn OF
 Ty Martin, Miss. State DH
 Wade Walling, Arkansas P
 Manny Torres, Alabama P
 Jamie Bennett, Tennessee P
 Lance Cormier, Alabama P

2000

First Team

Todd Faulkner, Auburn 1B
 Chris Burke, Tennessee 2B
 Travis Chapman, Miss. State 3B
 Jeff Keppinger, Georgia SS
 Brad Cresse, LSU C
 Gabe Gross, Auburn OF
 Tim Olson, Florida OF
 Karl Nonemaker, Vanderbilt OF
 Jason Dill, Florida DH
 Kip Bouknight, South Carolina P
 Chris Bootcheck, Auburn P
 Scott Barber, South Carolina P

Second Team

Kurt Keene, Florida 1B
 Sam Bozanich, Alabama 2B
 Brent Boyd, Alabama 3B
 Drew Meyer, South Carolina SS
 John Wilson, Kentucky C
 Shane Kelly, Miss. State OF
 Nate Janowicz, South Carolina OF
 Mailon Kent, Auburn OF
 Jeff Christensen, Tennessee DH
 Jamie Bennett, Tennessee P
 Peter Bauer, South Carolina P
 Colter Bean, Auburn P

2001

First Team

Aaron Clark, Alabama 1B
 Mike Fontenot, LSU 2B
 Wally Pontiff, LSU 3B
 Chris Burke, Tennessee SS
 Jeremy Brown, Alabama C
 Gabe Gross, Auburn OF
 Garris Gonce, South Carolina OF

Burney Hutchinson, Ole Miss OF
 Doc Brooks, Georgia DH
 Lane Mestepey, LSU P
 Tanner Brock, Mississippi State P
 Lee Gronkiewicz, South Carolina P

Second Team

Brian Moore, LSU 1B
 Brent Boyd, Alabama 2B
 Andy Neufeld, Georgia 3B
 Jeff Keppinger, Georgia SS
 Ryan Theriot, LSU SS
 Carl Lafferty, Ole Miss C
 Todd Linden, LSU OF
 Mailon Kent, Auburn OF
 Marcus McBeth, South Carolina OF
 Scott McClanahan, Alabama OF
 Josh Christian, Ole Miss DH
 Lance Cormier, Alabama P
 Pete Montrenes, Ole Miss P
 Jeff Carswell, Georgia P

2002

First Team

Yaron Peters, South Carolina 1B
 Brent Boyd, Alabama 2B
 Pat Osborn, Florida 3B
 Drew Meyer, South Carolina SS
 Jeremy Brown, Alabama C
 Chaz Lytle, Georgia OF
 Scott McClanahan, Alabama OF
 Seth Smith, Ole Miss OF
 Trey Dyson, South Carolina DH
 Alex Hart, Florida P
 Lane Mestepey, LSU P
 Blake Taylor, South Carolina P

Second Team

Ryan Shealy, Florida 1B
 Aaron Davidson, Florida 2B
 Wally Pontiff, LSU 3B
 Mark Kiger, Florida SS
 Trent Pratt, Auburn C
 Burney Hutchinson, Ole Miss OF
 Aaron Sobieraj, Florida OF
 Peter Stonard, Alabama OF
 Bobby Huddleston, Auburn DH
 Lance Cormier, Alabama P
 Paul Maholm, Mississippi State P
 Jeff Carswell, Georgia P
 Jake Thompkins, LSU P

2003

First Team

Clay Harris, LSU 1B
 Tug Hulet, Auburn 2B
 Brian Buscher, South Carolina 3B
 Aaron Hill, LSU SS
 Landon Powell, South Carolina C
 Beau Hearod, Alabama OF
 Ryan Fox, Arkansas OF
 Jordan Czarniecki, Tennessee OF
 Ryan Patterson, LSU DH
 Paul Maholm, Miss. State P
 David Marchbanks, S. Carolina P
 Steven Register, Auburn P

Second Team

Karl Amonite, Auburn 1B
 Blake Gill, LSU 2B
 Steve Gendron, Miss. State 3B
 Matthew Maniscalco, Miss. State SS
 Brian Rose, Florida C
 Javon Moran, Auburn OF
 Jon Zeringue, LSU OF

Ben Harrison, Florida OF
 Bobby Huddleston, Auburn DH
 Jeremy Sowers, Vanderbilt P
 Nate Bumstead, LSU P
 Stephen Head, Ole Miss P

2004

First Team

C.J. Smith, Florida 1B
 Warner Jones, Vanderbilt 2B
 Josh Smith, Georgia 3B
 Ryan Klosterman, Vanderbilt SS
 Landon Powell, South C
 J.C. Holt, LSU OF
 Jon Zeringue OF
 Brad Corley, Miss. State OF
 Stephen Head, Ole Miss P
 Justin Hoyman, Florida DH
 Mark Holliman, Ole Miss P
 Chad Blackwell, S. Carolina RP
 Will Startup, Georgia RP

Second Team

Josh Morris, Georgia 1B
 Marshall Szabo, Georgia 2B
 Clay Harris, LSU 3B
 Scott Hode, Arkansas SS
 Justin Holmes, Georgia SS
 Craig Tatum, Miss. State C
 Ryan Patterson, LSU OF
 Brenden Winn, S. Carolina OF
 Seth Smith, Ole Miss OF
 Ben Harrison, Florida OF
 Alex Suarez, Tennessee DH
 Jeremy Sowers, Vanderbilt P
 Wade LeBlanc, Alabama P
 Steven Register, Auburn RP

2005

First Team

Matt LaPorta, Florida 1B
 Adam Davis, Florida 2B
 Chase Headley, Tennessee 3B
 Steven Tollesen, South Carolina SS
 Josh Bell, Auburn C
 Ryan Patterson, LSU OF
 Brian Pettway, Ole Miss OF
 Eli Iorg, Tennessee OF
 Gabe Scott, Alabama OF
 Stephen Head, Ole Miss DH
 Luke Hochevar, Tennessee P
 Greg Smith, LSU P
 John Madden, Auburn RP

Second Team

Steve Pearce, South Carolina 1B
 John Shelby, Kentucky 2B
 Chris Coghlan, Ole Miss 3B
 Justin Tordi, Florida SS
 Brian Jeroloman, Florida C
 Jeff Corsaletti, Florida OF
 Clete Thomas, Auburn OF
 Nick Stavinoha, LSU OF
 Blake Gill, LSU DH
 Clay Dirks, LSU P
 Jensen Lewis, Vanderbilt P
 Connor Falkenbach, Florida RP

2006

First Team

First Team
 Ryan Strieby, Kentucky 1B
 Jeffrey Rea, Mississippi State 2B
 Pedro Alvarez, Vanderbilt 3B

Zack Cozart, Ole Miss SS
 Thomas Berkery, Miss. State SS
 J.P. Arencibia, Tennessee C
 Emeel Salem, Alabama OF
 Quinn Stewart, LSU OF
 Michael Campbell, S. Carolina OF
 Mike Bianucci, Auburn DH
 Nick Schmidt, Arkansas P
 Wade LeBlanc, Alabama P
 Joshua Fields, Georgia RP

Second Team

Josh Morris, Georgia 1B
 John Shelby, Kentucky 2B
 Chris Coghlan, Ole Miss 3B
 Michael Hollander, LSU SS
 Reese Havens, South Carolina SS
 Kody Valverde, Alabama C
 Sean Coughlin, Kentucky C
 Jake Dugger, Arkansas OF
 Joey Side, Georgia OF
 Julio Borbon, Tennessee OF
 Robbie Grinestaff, S. Carolina P
 David Price, Vanderbilt DH
 Bryan Augenstein, Florida P
 Wynn Pelzer, South Carolina RP

2007

First Team

Matt LaPorta, Florida 1B
 Travis Jones, South Carolina 2B
 Pedro Alvarez, Vanderbilt 3B
 Zack Cozart, Ole Miss SS
 Edward Easley, Mississippi State C
 Emeel Salem, Alabama OF
 Dominic de la Osa, Vanderbilt OF
 Brian Leclerc, Florida OF
 Phil Disher, South Carolina DH
 David Price, Vanderbilt P
 Nick Schmidt, Arkansas P
 Jess Todd, Arkansas P
 Casey Weathers, Vanderbilt RP

Second Team

Justin Smoak, South Carolina 1B
 Jeffrey Rea, Mississippi State 2B
 James Darnell, South Carolina 3B
 Ryan Flaherty, Vanderbilt SS
 J.P. Arencibia, Tennessee C
 Jordan Henry, Ole Miss OF
 Mike Bianucci, Auburn OF
 Julio Borbon, Tennessee OF
 Alex Avila, Alabama DH
 Lance Lynn, Ole Miss P
 James Adkins, Tennessee P
 Jared Bradford, LSU RP
 Cody Satterwhite, Ole Miss RP

2008

First Team

Justin Smoak, South Carolina 1B
 Josh Adams, Florida 2B
 Ryan Wilkes, Kentucky 2B
 Pedro Alvarez, Vanderbilt 3B
 Logan Forsythe, Arkansas 3B
 Gordon Beckham, Georgia SS
 Bryce Massanari, Georgia C
 Collin Cowgill, Kentucky OF
 Sawyer Carroll, Kentucky OF
 Matt den Dekker, Florida OF
 Brandon May, Alabama OF
 David Macias, Vanderbilt OF
 Alex Avila, Alabama DH
 Patrick Keating, Florida P
 Chris Rusin, Kentucky P



ALL-SEC TEAMS

Joshua Fields, Georgia RP

Second Team

Hunter Morris, Auburn 1B
Alex Feinberg, Vanderbilt 2B
James Darnell, South Carolina 3B
Ryan Flaherty, Vanderbilt SS
Reese Havens, S. Carolina SS
Yan Gomes, Tennessee C
Avery Barnes, Florida OF
Dominic de la Osa, Vanderbilt OF
Kentrail Davis, Tennessee OF
Phil Disher, South Carolina DH
Lance Lynn, Ole Miss P
Trevor Holder, Georgia P
Stephen Dodson, Georgia P
Scott Bittle, Ole Miss RP

2009

First Team

Rich Poythress, Georgia 1B
Ross Wilson, Alabama 2B
Josh Adams, Florida 2B
Jake Smith, Alabama 3B
Josh Rutledge, Alabama SS
Brian Harris, Vanderbilt SS
Blake Forsythe, Tennessee C
Kent Matthes, Alabama OF
Avery Barnes, Florida OF
Jordan Henry, Ole Miss OF
Blake Dean, LSU DH
Louis Coleman, LSU P
Austin Hyatt, Alabama P
Matty Ott, LSU RP

Second Team

Nick Ebert, South Carolina 1B
Chris Bisson, Kentucky 2B
Joseph Sanders, Auburn 3B
Chris Wade, Kentucky SS
Bobby Haney, South Carolina SS
Justin Dalles, South Carolina C
Steven Liddle, Vanderbilt OF
DeAngelo Mack, South Carolina OF
Ryan Schimpf, LSU OF
Bryce Massanari, Georgia DH
Scott Bittle, Ole Miss P
Anthony Ranaudo, LSU P
Drew Pomeranz, Ole Miss P
Billy Bullock, Florida RP

2010

First Team

Hunter Morris, Auburn 1B
Anthony Gomez, Vanderbilt 2B
Zack Cox, Arkansas 3B
Josh Rutledge, Alabama SS
Micah Gibbs, LSU C
Taylor Dugas, Alabama OF
Trent Mummy, Auburn OF
Brian Fletcher, Auburn OF
Kevin Patterson, Auburn DH
Blake Cooper, S. Carolina P
Drew Pomeranz, Ole Miss P
Kevin Chapman, Florida RP

Second Team

Preston Tucker, Florida 1B
Chris Bisson, Kentucky 2B
Austin Maddox, Florida 3B
Austin Nola, LSU SS
Nolan Fontana, Florida SS
Ryan Jenkins, Auburn C
Matt den Dekker, Florida OF
Brett Eibner, Arkansas OF

Jackie Bradley Jr., S. Carolina OF
Matt Gaudet, LSU DH
Drew Smyly, Arkansas P
Grant Dayton, Auburn P
Sonny Gray, Vanderbilt P
Matt Price, South Carolina RP
Brett Huber, Ole Miss RP

2011

First Team

Aaron Westlake, Vanderbilt 1B
Scott Wingo, South Carolina 2B
Thomas McCarthy, Kentucky 3B
Casey McElroy, Auburn SS
Mike Zunino, Florida C
Mikie Mahtook, LSU OF
Preston Tucker, Florida OF
Tony Kemp, Vanderbilt OF
Brian Johnson, Florida DH
Grayson Garvin, Vanderbilt P
Michael Roth, South Carolina P
Matt Price, South Carolina RP

Second Team

Christian Walker, South Carolina 1B
Josh Adams, Florida 2B
Alex Yarbrough, Ole Miss 2B
Jason Esposito, Vanderbilt 3B
Nolan Fontana, Florida SS
Tony Caldwell, Auburn C
Taylor Dugas, Alabama OF
Mason Katz, LSU OF
Chad Wright, Kentucky OF
Conrad Gregor, Vanderbilt DH
DJ Baxendale, Arkansas P
Hudson Randall, Florida P
Sonny Gray, Vanderbilt P
Alex Meyer, Kentucky P
Caleb Reed, Mississippi State RP

2012

First Team

Christian Walker, South Carolina 1B
Alex Yarbrough, Ole Miss 2B
Matt Reynolds, Arkansas 3B
Anthony Gomez, Vanderbilt SS
Mike Zunino, Florida C
Raph Rhymes, LSU OF
Preston Tucker, Florida OF
Taylor Dugas, Alabama OF
Brian Johnson, Florida DH/UTL
Chris Stratton, Mississippi State P
Kevin Gausman, LSU P
Steven Rodriguez, Florida RP

Second Team

Matt Snyder, Ole Miss 1B
Bo Bigham, Arkansas 2B
Curt Powell, Georgia 3B
Nolan Fontana, Florida SS
Luke Maile, Kentucky C
Austin Cousino, Kentucky OF
Ryan Tella, Auburn OF
Mason Katz, LSU OF
Drew Steckenrider, Tennessee DH
Alex Wood, Georgia P
Corey Littrell, Kentucky P
Bobby Wahl, Ole Miss P
Matt Price, South Carolina RP

2013

First Team

Mason Katz, LSU 1B
Tony Kemp, Vanderbilt 2B
Christian Ibarra, LSU 3B
Alex Bregman, LSU SS
Stuart Turner, Ole Miss C
Hunter Renfroe, Mississippi State OF
Mike Yastrzemski, Vanderbilt OF
Raph Rhymes, LSU OF
Keaton Steele, Missouri DH/UTL
A.J. Reed, Kentucky P
Ryne Stanek, Arkansas P
Aaron Nola, LSU P
Jonathan Halder, Mississippi State RP

Second Team

Garrett Cooper, Auburn 1B
Brett Pirtle, Mississippi State 2B
JaCoby Jones, LSU P
Curt Powell, Georgia 3B
Andrew Mistone, Ole Miss P
Mikey Reynolds, Texas A&M SS
Mikey White, Alabama P
Grayson Greiner, South Carolina C
Connor Harrell, Vanderbilt OF
Brian Anderson, Arkansas OF
Krey Bratsen, Texas A&M OF
Daniel Mengden, Texas A&M DH/UTL
Tyler Beede, Vanderbilt P
Bobby Wahl, Ole Miss P
Tyler Webb, South Carolina RP

2014

First Team

Sikes Orvis, Ole Miss 1B
Dansby Swanson, Vanderbilt 2B
Austin Anderson, Ole Miss 3B
Vince Conde, Vanderbilt SS
Taylor Gushue, Florida C
Austin Bousfield, Ole Miss OF
Ka'ai Tom, Kentucky OF
Christin Stewart, Tennessee OF
A.J. Reed, Kentucky DH/UTL
Aaron Nola, LSU P
Nolan Fontana, Florida P
Jacob Lindgren, Mississippi State RP

Second Team

Eric Fisher, Arkansas 1B
Brett Pirtle, Mississippi State 2B
Max Kuhn, Kentucky 3B
Alex Bregman, LSU SS
Will Allen, Ole Miss C
Ben Moore, Alabama OF
Harrison Bader, Florida OF
Nick Banks, Texas A&M OF
Wade Wass, Alabama DH/UTL
Ross Mitchell, Mississippi State P
Carson Fulmer, Vanderbilt P
Joel Seddon, South Carolina RP

2015

First Team

First Team
Kyle Martin, South Carolina 1B
JaVon Shelby, Kentucky 2B
Conner Hale, LSU 3B
Alex Bregman, LSU SS
Kade Scivicque, LSU C
Andrew Benintendi, Arkansas OF
Andrew Stevenson, LSU OF
Christin Stewart, Tennessee OF
Mitchell Nau, Texas A&M DH/UTL
Carson Fulmer, Vanderbilt P

Alex Lange, LSU P
Zach Jackson, Arkansas RP

Second Team

Chris Chinae, LSU 1B
Max Schrock, South Carolina 2B
Josh Tobias, Florida 3B
Dansby Swanson, Vanderbilt SS
Mike Rivera, Florida C
Kyle Barrett, Kentucky OF
Nick Banks, Texas A&M OF
Logan Taylor, Texas A&M OF
JJ Schwarz, Florida DH/UTL
Grayson Long, Texas A&M P
Cole Lipscomb, Auburn P
Breckin Williams, Missouri RP
Wyatt Short, Ole Miss RP

2016

First Team

Nathaniel Lowe, Mississippi State 1B
Ryne Birk, Texas A&M 2B
Boomer White, Texas A&M 3B
Kramer Robertson, LSU SS
Henri Lartigue, Ole Miss C
Jake Mangum, Mississippi State OF
J.B. Woodman, Ole Miss OF
Gene Cone, South Carolina OF
Jack Kruger, Mississippi State DH/UTL
Bryce Jordan, LSU DH/UTL
Logan Shore, Florida SP
Dakota Hudson, Mississippi State SP
Shaun Anderson, Florida RP

Second Team

Peter Alonso, Florida 1B
Evan White, Kentucky 1B
Tate Blackman, Ole Miss 2B
Nick Senzel, Tennessee 3B
Dalton Guthrie, Florida SS
Mike Rivera, Florida C
Anfernee Grier, Auburn OF
Bryan Reynolds, Vanderbilt OF
Jeren Kendall, Vanderbilt OF
Brent Rooker, Mississippi State DH/UTL
Kyle Wright, Vanderbilt SP
Clarke Schmidt, South Carolina SP
Mark Ecker, Texas A&M RP

2017

First Team

Grant Koch, Arkansas C
Brent Rooker, Mississippi State 1B
Braden Shewmake, Texas A&M 2B
Jordan Rodgers, Tennessee 3B
Ryan Gridley, Mississippi State SS
Greg Deichmann, LSU OF
Tristan Pompey, Kentucky OF
Jeren Kendall, Vanderbilt OF
Michael Curry, Georgia DH/UTL
Kyle Wright, Vanderbilt SP
Sean Hjelle, Kentucky SP
Alex Lange, LSU SP
Logan Salow, Kentucky RP

Second Team

Troy Squires, Kentucky C
Evan White, Kentucky 1B
Riley Mahan, Kentucky 2B
Colby Bortles, Ole Miss 3B
Kramer Robertson, LSU SS
Jax Biggers, Arkansas SS
Jonah Todd, Auburn OF
Jake Mangum, Mississippi State OF
Chandler Taylor, Alabama OF

JJ Schwarz, Florida DH/UT
 Alex Faedo, Florida SP
 Brady Singer, Florida SP
 Michael Byrne, Florida RP

2018

First Team

JJ Schwarz, Florida C
 Kole Cottam, Kentucky 1B
 Carson Shaddy, Arkansas 2B
 Jonathan India, Florida 3B
 Braden Shewmake, Texas A&M SS
 Jake Mangum, Mississippi State OF
 Ryan Olenek, Ole Miss OF
 Keegan McGovern, Georgia OF
 Luke Heyer, Kentucky DH/UT
 Brady Singer, Florida SP
 Casey Mize, Auburn SP
 Michael Byrne, Florida RP

Second Team

Nick Fortes, Ole Miss C
 Adam Sasser, Georgia 1B
 Michael Helman, Texas A&M 2B
 Casey Martin, Arkansas 3B
 Will Holland, Auburn SS
 Eric Cole, Arkansas OF
 Wil Dalton, Florida OF
 Heston Kjerstad, Arkansas OF
 Michael Curry, Georgia DH/UT
 Blaine Knight, Arkansas SP
 Jackson Kowar, Florida SP
 Parker Caracci, Ole Miss RP

2019

First Team

Philip Clarke, Vanderbilt C
 Tanner Allen, Mississippi State 1B
 Justin Foscoe, Mississippi State 2B
 Austin Martin, Vanderbilt 3B
 Grae Kessinger, Ole Miss SS
 JJ Bleday, Vanderbilt OF
 Jake Mangum, Mississippi State OF
 Alerick Soularie, Tennessee OF
 Nelson Maldonado, Florida DH/UTL
 Ethan Small, Mississippi State SP
 Emerson Hancock, Georgia SP
 Tyler Brown, Vanderbilt RP

Second Team

Cooper Johnson, Ole Miss C
 Trevor Ezell, Arkansas 1B
 LJ Talley, Georgia 2B
 Aaron Schunk, Georgia 3B
 Casey Martin, Arkansas SS
 Dominic Fletcher, Arkansas OF
 Heston Kjerstad, Arkansas OF
 Antoine Duplantis, LSU OF
 Matt Goodheart, Arkansas DH/UTL
 TJ Sikkema, Missouri SP
 Zack Thompson, Kentucky SP
 Matt Cronin, Arkansas RP

Note: No All-SEC Teams named in 2020 due to cancellation of the season.

2021

First Team

Sam Praytor, Alabama C
 Will Frizzell, Texas A&M 1B
 Robert Moore, Arkansas 2B
 Jake Rucker, Tennessee 3B
 Liam Spence, Tennessee SS
 Tanner Allen, Mississippi State OF

Enrique Bradfield Jr., Vanderbilt OF
 Jud Fabian, Florida OF
 Matt Goodheart, Arkansas DH/UT
 Kumar Rocker, Vanderbilt SP
 Doug Nikhazy, Ole Miss* SP
 Jack Leiter, Vanderbilt* SP
 Kevin Kopps, Arkansas RP

Second Team

Hayden Dunhurst, Ole Miss C
 Tre' Morgan, LSU 1B
 Peyton Wilson, Alabama 2B
 Justin Bench, Ole Miss 3B
 Ryan Bliss, Auburn SS
 Dylan Crews, LSU OF
 Christian Franklin, Arkansas OF
 Rowdey Jordan, Mississippi State OF
 Wes Clarke, South Carolina DH/UT
 Landon Marceaux, LSU SP
 Patrick Wicklander, Arkansas SP
 Landon Sims, Mississippi State RP

Newcomer Team

Jack Leiter, Vanderbilt SP
 Robert Moore, Arkansas 2B
 Landon Sims, Mississippi State RP
 Hayden Dunhurst, Ole Miss C
 Zane Denton, Alabama INF
 Will Bednar, Mississippi State SP
 Hunter Barco, Florida SP
 Peyton Wilson, Alabama UTL
 Logan Tanner, Mississippi State C
 Carter Young, Vanderbilt SS
 Nathan Hickey, Florida 3B
 Peyton Palette, Arkansas SP

2022

First Team

BT Riopelle, Florida C
 Sonny DiChiara, Auburn 1B
 RJ Yeager, Mississippi State 2B
 Trey Lipscomb, Tennessee 3B
 Jacob Gonzalez, Ole Miss SS
 Enrique Bradfield Jr., Vanderbilt OF
 Dylan Crews, LSU OF
 Drew Gilbert, Tennessee OF
 Chase Dollander, Tennessee SP
 Jonathan Cannon, Georgia SP
 Tyler Guilfoil, Kentucky RP
 Dominic Keegan, Vanderbilt DH/UT

Second Team

Logan Tanner, Mississippi State C
 Tim Elko, Ole Miss 1B
 Ryan Targac, Texas A&M 2B
 Jacob Berry, LSU 3B
 Josh Day, Missouri SS
 Wyatt Langford, Florida OF
 Spencer Jones, Vanderbilt OF
 Dylan Rock, Texas A&M OF
 Chase Burns, Tennessee SP
 Drew Beam, Tennessee SP
 Blake Burkhalter, Auburn RP
 Brandt Belk, South Carolina* DH/UT
 Austin Bost, Texas A&M* DH/UT

All-Freshman Team

2005

1B - Justin Henry, Ole Miss
 2B - Ryan Wilkes, Kentucky
 2B - Cale Iorg, Alabama
 3B - Brandon McArthur, Florida
 3B - Chris Jackson, LSU
 SS - Zack Cozart, Ole Miss

C - J.P. Arencibia, Tennessee
 OF - Julio Borbon, Tennessee
 OF - Antone DeJesus, Kentucky
 OF - Clint Arnold, Arkansas
 DH - Jordan Mayer, LSU
 DH - Joshua Fields, Georgia
 P - James Adkins, Tennessee
 P - Nick Schmidt, Arkansas
 RP - David Robertson, Alabama

2006

1B - Justin Smoak, South Carolina
 2B - J.T. Wise, LSU
 3B - Pedro Alvarez, Vanderbilt
 SS - Tony Delmonico, Tennessee
 OF - Luke Greinke, Auburn
 OF - Jared Bogany, LSU
 OF - Andrew Crisp, South Carolina
 DH - Mike Bianucci, Auburn
 P - Tommy Hunter, Alabama
 P - Mike Cisco, South Carolina
 RP - Cody Satterwhite, Ole Miss

2007

1B - Yan Gomes, Tennessee
 2B - Robert Brooks, Auburn
 2B - Zach Miller, Ole Miss
 3B - Connor Powers, Mississippi State
 SS - Cole Figueroa, Florida
 C - Sean Ochinko, LSU
 OF - Jordan Henry, Ole Miss
 OF - Blake Dean, LSU
 OF - Matt den Dekker, Florida
 OF - Jonathan Pigott, Florida
 DH - Jeff Lockwood, Tennessee
 P - Mike Minor, Vanderbilt
 P - Nathan Baker, Ole Miss
 RP - Dallas Keuchel, Arkansas

2008

1B - Hunter Morris, Auburn
 2B - Josh Adams, Florida
 3B - David Cunningham, Auburn
 SS - Josh Rutledge, Alabama
 C - Micah Gibbs, LSU
 OF - Kentrail Davis, Tennessee
 OF - Whit Merrifield, South Carolina
 OF - Brian Fletcher, Auburn
 DH - P.J. Polk, Tennessee
 P - Drew Pomeranz, Ole Miss
 P - Grant Dayton, Auburn
 RP - Russell Brewer, Vanderbilt

2009

1B - Preston Tucker, Florida
 2B - Riley Reynolds, Vanderbilt
 3B - Colby May, Georgia
 SS - Zach Osborne, Tennessee
 OF - Taylor Dugas, Alabama
 OF - Mikie Mahtook, LSU
 OF - Jackie Bradley, Jr., South Carolina
 DH - Aaron Westlake, Vanderbilt
 P - Nick Rount, Mississippi State
 P - Nolan Belcher, South Carolina
 RP - Matty Ott, LSU

2010

1B - Christian Walker, South Carolina
 2B - Anthony Gomez, Vanderbilt
 3B - Austin Maddox, Florida
 SS - Nolan Fontana, Florida
 C - Mike Zunino, Florida
 OF - Andrew Miller, Alabama

OF - Evan Marzilli, South Carolina
 OF - Chris Fritts, Tennessee
 OF - Connor Harrell, Vanderbilt
 DH - Brian Johnson, Florida
 P - Hudson Randall, Florida
 P - Brian Johnson, Florida
 P - Chris Stratton, Mississippi State
 RP - Brett Huber, Ole Miss
 RP - Matt Price, South Carolina

2011

1B - Dominic Ficociello, Arkansas
 2B - JaCoby Jones, LSU
 3B - Zack Powers, Florida
 SS - Adam Frazier, Mississippi State
 C - Ty Ross, LSU
 OF - Tony Kemp, Vanderbilt
 OF - C.T. Bradford, Mississippi State
 OF - Andrew Toles, Tennessee
 DH - Conrad Gregor, Vanderbilt
 P - Karsten Whitson, Florida
 P - Forrest Koumas, South Carolina
 RP - Kevin Zimek, Vanderbilt

2012

1B - A.J. Reed, Kentucky
 2B - Will Maddox, Tennessee
 3B - Josh Tobias, Florida
 SS - Joey Pancake, South Carolina
 C - Grayson Greiner, South Carolina
 OF - Austin Cousino, Kentucky
 OF - Tanner English, South Carolina
 OF - Hunter Cole, Georgia
 OF - Ben Moore, Alabama
 DH/UTL - A.J. Reed, Kentucky
 P - Aaron Nola, LSU
 P - Tyler Beede, Vanderbilt
 RP - Jonathan Holder, Mississippi State

2013

1B - Josh Lester, Missouri
 2B - Kyle Overstreet, Alabama
 3B - Xavier Turner, Vanderbilt
 SS - Alex Bregman, LSU
 C - Greg Fettes, Kentucky
 OF - Kyle Barrett, Kentucky
 OF - Vincent Jackson, Tennessee
 OF - Harrison Bader, Florida
 DH/UTL - Zander Wiel, Vanderbilt
 P - Jack Wynkoop, South Carolina
 P - Sean McLaughlin, Georgia
 RP - Carson Fulmer, Vanderbilt
 RP - Ray Castillo, Alabama

2014

1B - Peter Alonso, Florida
 2B - JaVon Shelby, Kentucky
 3B - John Sternagel, Florida
 SS - Errol Robinson, Ole Miss
 C - Gavin Collins, Mississippi State
 OF - Nick Banks, Texas A&M
 OF - Bryan Reynolds, Vanderbilt
 OF - Andrew Benintendi, Arkansas
 DH/UTL - Nick Senzel, Tennessee
 P - Logan Shore, Florida
 P - Keegan Thompson, Auburn
 RP - Thomas Burrows, Alabama

2015

1B - Evan White, Kentucky
 2B - Dalton Guthrie, Florida
 3B - Will Toffey, Vanderbilt
 SS - Ryan Gridley, Mississippi State
 C - Mike Rivera, Florida
 OF - Keegan McGovern, Georgia



ALL-SEC TEAMS

OF - Trey Harris, Missouri
 OF - Jeren Kendall, Vanderbilt
 DH/UT - JJ Schwarz, Florida
 SP - Tanner Houck, Missouri
 SP - Keaton McKinney, Arkansas
 RP - Kyle Wright, Vanderbilt

2016

1B - LT Tolbert, South Carolina
 2B - Deacon Liput, Florida
 3B - Jonathan India, Florida
 SS - Connor Kaiser, Vanderbilt
 C - Chris Cullen, South Carolina
 C - Michael Curry, Georgia
 OF - Jake Mangum, Mississippi State
 OF - Antoine Duplantis, LSU
 OF - Chandler Taylor, Alabama
 DH/UT - Ethan Paul, Vanderbilt
 SP - Braden Webb, South Carolina
 SP - Adam Hill, South Carolina
 RP - Sean Hjelle, Kentucky

2017

C - Hunter Coleman, Texas A&M
 1B - Andre Lipcius, Tennessee
 2B - Braden Shewmake, Texas A&M
 3B - Josh Smith, LSU
 SS - Cam Shepherd, Georgia
 OF - Carlos Cortes, South Carolina
 OF - Zach Watson, LSU
 OF - Dominic Fletcher, Arkansas
 DH/UT - Logan Foster, Texas A&M
 SP - Ryan Rolison, Ole Miss
 SP - Eric Walker, LSU
 RP - T.J. Sikkema, Missouri

2018

C - Mason Meadows, Georgia
 1B - Tanner Allen, Mississippi State
 2B - Anthony Servideo, Ole Miss
 3B - Casey Martin, Arkansas
 OF - Heston Kjerstad, Arkansas
 OF - Daniel Cabrera, LSU
 OF - Steven Williams, Auburn
 DH/UT - Edouard Julien, Auburn
 SP - Ma'Khail Hilliard, LSU
 SP - Tanner Burns, Auburn
 RP - Cody Greenhill, Auburn

Beginning with the 2019 season, the All-Freshman Team consisted of the 12-highest vote getters regardless of position.

2019

JT Ginn, SP, Mississippi State
 Kumar Rocker, SP, Vanderbilt
 Doug Nikhazy, SP, Ole Miss
 Cole Henry, SP, LSU
 Cole Wilcox, SP, Georgia
 Patrick Wicklander, SP, Arkansas
 Connor Noland, SP, Arkansas
 Ryan Bliss, 2B, Auburn
 Christian Franklin, OF, Arkansas
 Joseph Menefee, RP, Texas A&M
 Kendrick Calilao, 1B, Florida
 Brett Kerry, RP, South Carolina

Note: No All-SEC Teams named in 2020 due to cancellation of the season.

2021

Tre' Morgan, LSU
 Enrique Bradfield Jr., Vanderbilt
 Dylan Crews, LSU
 Cayden Wallace, Arkansas
 Jacob Gonzalez, Ole Miss

TJ McCants, Ole Miss
 Blade Tidwell, Tennessee
 Will Sanders, South Carolina
 Jordan Thompson, LSU
 Jaden Woods, Georgia
 Corey Collins, Georgia
 Jack Bulger, Vanderbilt*
 Sterlin Thompson, Florida*

2022

Chase Burns, SP, Tennessee
 Drew Beam, SP, Tennessee
 Brady Tygart, RP, Arkansas
 Hunter Elliott, SP, Ole Miss
 Hagen Smith, SP, Arkansas
 Carter Holton, SP, Vanderbilt
 Hunter Hines, INF/OF, Mississippi State
 Blake Burke, 1B/OF, Tennessee
 Brandon Neely, P, Florida
 Devin Futrell, SP, Vanderbilt
 Michael Braswell, INF/P, South Carolina
 Dylan Ray, RP, Alabama*
 Chris Cortez, RP, Texas A&M*

All-Defensive Team

2008

P - Jared Bradford, LSU
 1B - Rich Poythress, Georgia
 2B - Ryan Wilkes, Kentucky
 SS - Reese Havens, South Carolina
 3B - Jake Smith, Alabama
 C - Brett Basham, Ole Miss
 OF - Matt den Dekker, Florida
 OF - Collin Cowgill, Kentucky
 OF - David Macias, Vanderbilt

2009

P - Trevor Holder, Georgia
 1B - Rich Poythress, Georgia
 2B - Ross Wilson, Alabama
 SS - Bobby Haney, South Carolina
 SS - Brian Harris, Vanderbilt
 3B - Jake Smith, Alabama
 C - Micah Gibbs, LSU
 OF - Matt den Dekker, Florida
 OF - Whit Merrifield, South Carolina
 OF - Trent Mummey, Auburn

2010

P - Sonny Gray, Vanderbilt
 1B - Preston Tucker, Florida
 2B - Scott Wingo, South Carolina
 SS - Nolan Fontana, Florida
 3B - Jake Smith, Alabama
 C - Micah Gibbs, LSU
 OF - Matt den Dekker, Florida
 OF - Trent Mummey, Auburn
 OF - Jackie Bradley Jr., South Carolina

2011

P - Sonny Gray, Vanderbilt
 1B - Dominic Ficociello, Arkansas
 1B - Christian Walker, South Carolina
 2B - Scott Wingo, South Carolina
 SS - Nolan Fontana, Florida
 3B - Jason Esposito, Vanderbilt
 C - Mike Zunino, Florida
 OF - Taylor Dugas, Alabama
 OF - Mikie Mahtook, LSU
 OF - Zach Cone, Georgia
 OF - Jackie Bradley Jr., South Carolina

2012

P - Ryan Eades, LSU
 P - Kendall Graveman, Mississippi State

P - Michael Roth, South Carolina
 1B - Dominic Ficociello, Arkansas
 2B - Alex Yarbrough, Ole Miss
 SS - Nolan Fontana, Florida
 3B - Matt Reynolds, Arkansas
 C - Mike Zunino, Florida
 OF - Evan Marzilli, South Carolina
 OF - Taylor Dugas, Alabama
 OF - Austin Cousino, Kentucky

2013

P - Daniel Mengden, Texas A&M
 1B - Mason Katz, LSU
 1B - Cole Lankford, Texas A&M
 2B - Tony Kemp, Vanderbilt
 SS - Adam Frazier, Mississippi State
 3B - Christian Ibarra, LSU
 C - Stuart Turner, Ole Miss
 OF - Austin Cousino, Kentucky
 OF - Mike Yastrzemski, Vanderbilt
 OF - Hunter Renfroe, Mississippi State

2014

P - Aaron Nola, LSU
 P - Carson Fulmer, Vanderbilt
 1B - Eric Fisher, Arkansas
 2B - Brett Pirtle, Mississippi State
 SS - Seth Heck, Mississippi State
 3B - Joey Pankake, South Carolina
 C - Jake Wise, Arkansas
 C - Grayson Greiner, South Carolina
 OF - Austin Cousino, Kentucky
 OF - Tanner English, South Carolina
 OF - Andrew Stevenson, LSU

2015

1B - Evan White, Kentucky
 2B - Kyle Overstreet, Alabama
 3B - Bobby Wernes, Arkansas
 SS - Alex Bregman, LSU
 C - Kade Scivicque, LSU
 OF - Andrew Stevenson, LSU
 OF - Mark Laird, LSU
 OF - Buddy Reed, Florida
 P - Carson Fulmer, Vanderbilt

2016

1B - Evan White, Kentucky
 2B - Cole Freeman, LSU
 2B - Ryne Birk, Texas A&M
 3B - Nick Senzel, Tennessee
 SS - Dalton Guthrie, Florida
 C - Mike Rivera, Florida
 OF - Buddy Reed, Florida
 OF - Anfernee Grier, Auburn
 OF - J.B. Woodman, Ole Miss
 P - Jordan Sheffield, Vanderbilt
 P - Kyle Simonds, Texas A&M
 P - Dustin Beggs, Kentucky

2017

C - Michael Papierski, LSU
 1B - Evan White, Kentucky
 2B - Deacon Liput, Florida
 3B - Josh Smith, LSU
 SS - Dalton Guthrie, Florida
 OF - Jeren Kendall, Vanderbilt
 OF - Jonah Todd, Auburn
 OF - Jake Mangum, Mississippi State
 P - Brigham Hill, Texas A&M

2018

C - Grant Koch, Arkansas

1B - Cole Zabowski, Ole Miss
 2B - Luke Jarvis, Auburn
 3B - Jonathan India, Florida
 SS - Connor Kaiser, Vanderbilt
 OF - Zach Watson, LSU
 OF - Jake Mangum, Mississippi State
 OF - Dominic Fletcher, Arkansas
 P - Will Neely, Tennessee

2019

C - Cooper Johnson, Ole Miss
 1B - Trevor Ezell, Arkansas*
 1B - Julian Infante, Vanderbilt*
 2B - LJ Talley, Georgia
 3B - Austin Martin, Vanderbilt
 SS - Cam Shepherd, Georgia
 OF - Dominic Fletcher, Arkansas
 OF - Jake Mangum, Mississippi State
 OF - Zach Watson, LSU
 P - Garrett Stallings, Tennessee

Note: No All-SEC Teams named in 2020 due to cancellation of the season.

2021

C - Hayden Dunhurst, Ole Miss
 1B - Tre' Morgan, LSU
 2B - Robert Moore, Arkansas
 3B - Zane Denton, Alabama
 SS - Ryan Bliss, Auburn*
 SS - Liam Spence, Tennessee*
 OF - Enrique Bradfield Jr., Vanderbilt
 OF - Christian Franklin, Arkansas
 OF - Jud Fabian, Florida
 P - Tyler Ras, Alabama*
 P - Kevin Kopps, Arkansas*

2022

C - Logan Tanner, Mississippi State
 1B - Tre' Morgan, LSU
 2B - Robert Moore, Arkansas
 3B - Blake Rambusch, Auburn
 SS - Ryan Ritter, Kentucky
 OF - Enrique Bradfield, Jr., Vanderbilt
 OF - Dylan Crews, LSU
 OF - Drew Gilbert, Tennessee
 P - Connor Noland, Arkansas

ACADEMIC HONORS

The Academic All-SEC Team was developed to recognize the outstanding athletes who are also outstanding students. To be eligible for the award, a student-athlete must: 1) have a 3.0 grade point average for either the past year or for their career; 2) be a sophomore or higher in academic classification; and 3) have 24 semester hours countable toward a degree.

1971

Pos.	Player	School	GPA
1b	Jack Baker	Auburn	2.01
2b	Mike Moock	LSU	3.20
3b	Bobby Tucker	Tennessee	3.04
ss	Pete Rancant	Auburn	2.06
ut	Ray Hull	Florida	3.33
lf	Ted Milton	Miss. State	3.12
cf	Mike Harrelson	Georgia	3.48
rf	Rex Bynum	Alabama	3.21
ut	Norris Weese	Ole Miss	3.44
c	Greg Collins	Vanderbilt	2.43
p	Louis Farmer	LSU	3.20
p	Earl Nance	Auburn	2.60

HONORABLE MENTION: Infielders: Zack Rogers, UA, 3.47; David Voss, MSU, 3.21; John Flad, UF, 3.20. Outfielders: Joe Haefner, AU, 2.02; Terry Dubose, UA, 3.58; Jeff Love, VU, 2.20; Adams Carroll, VU, 2.20. Pitcher: David Thomas, UF, 3.40.

1972

Pos.	Player	School	GPA
1b	Zack Rogers	Alabama	2.10
2b	Bobby Tucker	Tennessee	3.29
ss	Ray Hull	Florida	3.65
3b	Phil Baker	Georgia	3.33
lf	Joe Haefner	Auburn	2.27
cf	Norris Weese	Ole Miss	3.70
rf	Paul Husband	Ole Miss	3.46
ut	Rex Bynum	Alabama	2.07
ut	Richard Groover	Georgia	3.45
p	Alan Okun	Georgia	3.17

1973

Pos.	Player	School	GPA
1b	Rick Counts	Miss. State	3.06
2b	Steve Spitz	LSU	3.00
3b	Phil Baker	Georgia	3.16
ss	Wayne Pinkerton	Miss. State	3.10
ut	Bill Finney	Florida	4.00
lf	Bobby Tucker	Tennessee	3.18
cf	Norris Weese	Ole Miss	4.00
rf	Paul Husband	Ole Miss	3.88
ut	Paul Spivey	Alabama	2.26
c	Greg Collins	Vanderbilt	2.90
p	Bill Lawrence	Auburn	2.32
p	Barry Gaddis	Ole Miss	3.00

HONORABLE MENTION: Infielders: Zack Rogers, UA, 2.08; Xavier Prida, UF, 3.6; Gerald Belcher, UK, 3.2; Sonny Denniston, UK, 3.52; Wally McMakin, LS, 3.00; Greg Ferrara, LS, 3.0; Steve Collins, LS, 3.0; Tommy Cox, UT, 3.72. Outfielders: Nick DeVirgili, UF, 4.0; Alan Okun, UG, 3.21; Jimmy Hall, UK, 3.1. Catchers: John O'Connor, UG, 3.31; Hal Bibee, UT, 3.39. Pitchers: Ed McCaw, UK, 3.16; Bob Woodward, LS, 3.0; Guy Hollingsworth, LS, 3.1.

1974

Pos.	Player	School	GPA
1b	Bill Oden	Tennessee	3.34
2b	T.Y. Gunter	Ole Miss	3.07
3b	Vic Sharek	Auburn	2.62
ss	Sparky Wilson	Georgia	3.00
ut	Sonny Denniston	Kentucky	3.21
lf	Randall Aldridge	LSU	3.75
cf	Jim Turner	Georgia	3.47
rf	Steve Carp	Georgia	3.31
ut	Bill Finney	Florida	4.00
dh	Charles Winslette	Georgia	4.00
c	John Fuller	Florida	3.00
c	Hal Bibee	Tennessee	3.44
p	Doug Corbett	Florida	3.10
p	Mark Cummings	Tennessee	3.42
p	Tom Charpentier	LSU	3.00

HONORABLE MENTION: Infielders: Joe Bob Cole, MSU, 3.06; Bill Bolander, UF, 3.21; Bubba Hubbard, UM, 3.20. Outfielders: Phil Baker, UG, 3.14; Dennis Bailey, AU, 2.03; Billy Fouch, UK, 3.00; Darrell Saunders, UK, 3.20. Catchers: John O'Connor, UG, 3.21; John Koenen, UK, 3.00. Pitchers: Bill Lawrence, AU, 2.17; Ed McCaw, UK, 3.45; Bill Ivie, UG, 3.55; Jim Mitchell, UG, 3.00.

1975

Pos.	Player	School	GPA
1b	Rick Honeycutt	Tennessee	3.00
2b	Gene Menees	Vanderbilt	2.50

3b	David Bowden	Florida	3.28
ss	T.Y. Gunter	Ole Miss	3.40
ut	Phil Baker	Georgia	3.67
lf	Randy Aldridge	LSU	3.40
cf	Dennis Bailey	Auburn	2.54
rf	Bill Finney	Florida	4.00
ut	Bill Hatfield	Tennessee	3.09
dh	Wally McMakin	LSU	3.00
c	Hal Bibee	Tennessee	3.51
p	Ed McCaw	Kentucky	3.82
p	Bill Ivie	Georgia	3.50
p	Guy Hollingsworth	LSU	3.20
p	Mike Park	Ole Miss	3.00

HONORABLE MENTION: Infielders: David Snell, UG, 3.67; Bill Oden, UT, 3.48; Greg Ferrara, LS, 3.5; Bruce Farman, UG, 4.00; Mark Saber, UG, 3.0. Pitchers: David Ray, UM, 3.82; Mike Coyne, VU, 2.20; Pat Whealey, LS, 3.20; Mark Cummings, UT, 3.35; Jim Handley, AU, 2.32; Lamar Pritchard, MSU, 3.25.

1976

Pos.	Player	School	GPA
1b	Randy Gipson	Kentucky	3.00
2b	Robbie Howard	Tennessee	3.26
3b	Wally McMakin	LSU	3.30
ss	Tony Toups	LSU	3.20
ut	Roger Holt	Florida	3.00
lf	Jimmy Sherrill	Kentucky	3.33
cf	Billy Fouch	Kentucky	3.00
rf	Darrell Saunders	Kentucky	3.17
ut	Fred Dunlap	Miss. State	3.41
dh	LeRoy Robbins	Kentucky	3.80
p	Steve Pewitt	Kentucky	3.17
p	Rick Honeycutt	Tennessee	3.06
p	Robert Hudson	Auburn	2.40

HONORABLE MENTION: Infielders: J.B. Caldwell, UF, 3.64; Vaughn Meiners, LS, 3.40; Mike Pomeranz, UM, 3.00; John Cortese, UF, 3.31; Scott Shepherd, MSU, 3.58; Mike Moore, UK, 3.44; Chuck Long, UK, 3.81; Bruce Farman, UG, 3.42; T.Y. Gunter, UM, 3.42; Kenny Sholl, VU, 2.21. Outfielders: Bill Hatfield, UT, 3.32; Larry Littleton, UG, 3.14; Pat Ball, UM, 3.44; Terry Fitzgerald, UF, 3.07. Pitchers: Mark McClanahan, AU, 2.33; Bruce Baker, UF, 3.69; Eric Hiller, UF, 3.36; Pat Whealey, LS, 3.01; Trevor Nau, UM, 4.00.

1977

Pos.	Player	School	GPA
1b	Randy Gipson	Kentucky	3.07
2b	John Cortese	Florida	3.00
3b	Bubba Hubbard	Ole Miss	3.31
ss	Bubba Kizer	Georgia	3.00
ut	Roger Holt	Florida	3.00
ut	Mike Pomeranz	Ole Miss	3.02
lf	LeRoy Robbins	Kentucky	3.75
cf	Pat Ball	Ole Miss	3.44
rf	Ken Lee	Miss. State	3.20
ut	John Brantley	Florida	3.20
dh	Robbie Howard	Tennessee	3.17
c	Scott Galloway	Miss. State	3.00
p	Robert Hudson (R)	Auburn	2.05
p	Steve Pewitt (L)	Kentucky	3.25

HONORABLE MENTION: Infielders: J.B. Caldwell, UF, 3.21; Tommy Cook, UT, 3.77; Cliff Ford, UM, 3.31; Scott Shepherd, MSU, 3.88; Gary DeLoach, UA, 2.16; Tommy Belk, UA, 2.00; Chuck Long, UK, 3.62. Outfielders: Larry Pavlou, MSU, 3.50. Pitcher: Mike Darby, MSU, 3.10.

1978

NOTE: No Academic All-SEC Team was named in 1978.

1979

Pos.	Player	School	GPA
1b	Randy Gipson	Kentucky	3.10
2b	Chuck Long	Kentucky	3.58
3b	Nelson Jennings	Vanderbilt	2.23
ss	Steve Houlberg	Alabama	2.25
ut	Gary Jack	Alabama	2.79
lf	Bob Kocol	Miss. State	3.26
cf	Jeff Pyburn	Georgia	3.34
rf	Larry Pavlou	Miss. State	3.50
ut	Lucien Tjuague	LSU	3.20
dh	Jim Leopold	Kentucky	3.67
c	Steve Vogel	Kentucky	3.00
c	Bob White	Georgia	3.47
p	Pete Teixeira	Florida	3.38
p	Lynn Humphries	Auburn	2.37
p	Ken Rabun	Georgia	3.23

HONORABLE MENTION: Infielders: Cliff Ford, UM, 3.06; Tom Hatfield, UK, 3.61. Outfielders: Bubba Chrismer, UG, 3.37. Catcher: Mike Sterling, MSU, 3.45. Pitchers: David Livingston, UF, 3.08; Kerry Jolly, UK, 3.47; Al Ward, UM, 3.36.

1980

Pos.	Player	School	GPA
1b	Gary Jack	Alabama	2.73
2b	Wade McKinney	Georgia	3.10
3b	Nelson Jennings	Vanderbilt	2.20
ss	Tom Hatfield	Kentucky	3.46
ut	Randy Olson	LSU	3.00
lf	Chuck Kinzel	Tennessee	3.45
cf	Jeff Pyburn	Georgia	3.46
rf	Bubba Chrismer	Georgia	3.48
ut	James Leopold	Kentucky	3.44
dh	Mark Dunning	Alabama	2.07
c	Bob White	Georgia	3.29
c	Steve Vogel	Kentucky	3.06
p	Gene Richie	Georgia	3.26
p	Jeff Keener	Kentucky	3.36
p	John Shrewsbury	Miss. State	3.16

HONORABLE MENTION: Infielder: Alan Mock, AU, 3.7. Outfielders: Terry Loe, MSU, 3.12. Catcher: Kirk Swigert, UK, 3.20. Pitchers: Bob Silvanik, UK, 3.13; Don Mundie, MSU, 3.29.

1981

Pos.	Player	School	GPA
1b	Gary Jack	Alabama	2.73
2b	Alan Mock	Auburn	3.70
3b	Jeff Shartzter	Kentucky	3.28
ss	Billy Martz	Miss. State	3.74
ut	Tom Hatfield	Kentucky	3.50
of	Glenn Carpenter	Florida	3.01
of	Bobby Pierce	Alabama	2.10
of	Robert Sorrell	Auburn	4.00
ut	Cam Stubbs	Vanderbilt	3.84
c	Bob White	Georgia	3.23
c	Terry Loe	Miss. State	3.25
p	Jeff Keener	Kentucky	3.30
p	Don Mundie	Miss. State	3.34
p	Mark Harris	Georgia	3.53

HONORABLE MENTION: Pitchers: Jimmy Boring, UT, 3.32; John Shrewsbury, MSU, 3.06; John Adams, UM, 3.40; Gary Smith, AU, 3.00.

1982

Pos.	Player	School	GPA
1b	Cam Stubbs	Vanderbilt	2.00
2b	Russell Smith	Auburn	3.37
3b	Mario Alos	Florida	3.00
ut	Dan Van Cleve	Miss. State	3.56
ss	Bret Elbin	Alabama	2.50
dh	Rob Skates	Alabama	2.10
of	Robert Sorrell	Auburn	3.88
of	Rick Fuentes	Georgia	3.00
of	Kent Yarbrough	Vanderbilt	2.60
of	Bill Barker	Kentucky	3.00
of	Sam Basso	Auburn	3.20
p	Nick Krsnich	Florida	3.12
p	Jeff Brewer	Alabama	2.25
p	Gary Smith	Auburn	3.10
p	Craig Kizer	Georgia	3.04

1983

Pos.	Player	School	GPA
1b	Dan Van Cleve	Miss. State	3.43
2b	Russell Smith	Auburn	3.40
3b	Bret Elbin	Alabama	2.52
ss	Mark Howie	LSU	3.00
lf	Rob Skates	Alabama	2.02
cf	Brad Winkler	Miss. State	3.46
rf	Ken Jackson	Kentucky	3.07
ut	Kent Yarbrough	Vanderbilt	2.44
c	Mike Stanley	Florida	3.50
p	George Reyes	Florida	3.18
p	Scott Ruskin	Florida	3.50
p	Tom Hoerman	Vanderbilt	2.00

HONORABLE MENTION: Pitchers: Jeff Brewer, UA, 2.15; Mike Murdock, LS, 3.0; Dan Whelan, UK, 3.17; Jim Colmer, UM, 3.48; Jeff Trenning, VU, 2.0; Mike McCann, MSU, 3.47.

In 1984 the Southeastern Conference developed the Academic Baseball Honor Roll. The new format was adopted to recognize those athletes who had a 3.0 grade point average (either cumulative or during the past year), and had 24 semester or 26 quarter hours countable toward a degree. Prior to the 1996-97 season, the SEC dropped the requirement of earning a letter for that season.



ACADEMIC HONORS

1984

Name	School
Jeff Brewer	Alabama
Jeff Umphrey	Alabama
Donald Carr	Florida
Russ Kibler	Florida
Scott Lusader	Florida
Mike Stanley	Florida
Robert Cogan	Georgia
Kevin Finn	Georgia
Chris Carroll	Kentucky
Tim Feger	Kentucky
Dan Whelan	Kentucky
Mark Howie	LSU
Bryan Farmer	Ole Miss
Joe Gex	Ole Miss
Kyle Gordon	Ole Miss
Steve King	Mississippi State
Bobby Locke	Mississippi State
Mike McCann	Mississippi State
Dan Van Cleve	Mississippi State
Pat Sullivan	Tennessee
Greg Allen	Vanderbilt
Tim Brecht	Vanderbilt
Joey Cora	Vanderbilt
Scott Darling	Vanderbilt
Tom Hoerman	Vanderbilt
Bob Nicolich	Vanderbilt
Jeff Trenning	Vanderbilt

1985

Name	School
David Turner	Alabama
Michael Wiggins	Alabama
Scott Tillery	Auburn
David Wilson	Auburn
Stan Fасher	Florida
Lance Hodges	Florida
Scott Lusader	Florida
Tim Touma	Florida
Scott Bohlke	Georgia
Bag Cogan	Georgia
Joseph Zimmerman	LSU
David Bass	Ole Miss
Doug Duvall	Ole Miss
Joe Gex	Ole Miss
Kyle Gordon	Ole Miss
Rodney Mattina	Ole Miss
Frank Davis	Mississippi State
Samuel Duda	Mississippi State
Steve King	Mississippi State
Will McRaney	Mississippi State
John Scott	Mississippi State
Gator Thiesen	Mississippi State
Dan Van Cleve	Mississippi State
Patrick Sullivan	Tennessee
Joey Cora	Vanderbilt
Jeff Trenning	Vanderbilt

1986

Name	School
Chris Barnes	Alabama
David Turner	Alabama
Mike Wiggins	Alabama
Tony Haney	Auburn
David Wilson	Auburn
John Floyd	Florida
Scott Bohlke	Georgia
Read Davis	Georgia
Darren Howard	Georgia
Mark Blythe	Kentucky
Scott Weakley	Kentucky
Alan Yankey	Kentucky
Terry Belle	LSU
Joe Zimmerman	LSU
Doug Duvall	Ole Miss
Kyle Gordon	Ole Miss
James Sikes	Ole Miss
Kenneth Edwards	Mississippi State
Steven King	Mississippi State
Charles McCraney	Mississippi State
William McDonald	Mississippi State
Will McRaney, Jr.	Mississippi State
Mike Martin	Mississippi State
William Weaver	Mississippi State
Ray Labelle	Tennessee
Kyle Balch	Vanderbilt

Joseph Jackson Vanderbilt

1987

Name	School
Kenneth Trusky	Alabama
Tony Haney	Auburn
David Wilson	Auburn
Scott Bohlke	Georgia
Matt Hoitsma	Georgia
Mark Blythe	Kentucky
Peter Bush	LSU
Mark Guthrie	LSU
Robert Hartwig	LSU
Kyle Gordon	Ole Miss
James Sikes	Ole Miss
John Simon	Ole Miss
Robert Troy Simon	Ole Miss
Matt Smith	Ole Miss
Randall Abrams	Mississippi State
Nelson Arriette	Mississippi State
Joseph Hurst	Mississippi State
Charles McCraney	Mississippi State
David McMahon	Mississippi State
Mike Martin	Mississippi State
Burke Masters	Mississippi State
Trent Weaver	Mississippi State
James Boyce	Tennessee
Steven Caputo	Tennessee
Billy Carver	Tennessee
Jeffrey Greer	Tennessee
Clark Rose	Tennessee
Kyle Balch	Vanderbilt
Brad Harris	Vanderbilt
Robert Schabes	Vanderbilt

1988

Name	School
Michael Soper	Alabama
Kenneth Trusky	Alabama
Jason Bridges	Alabama
Robert Fletcher	Alabama
Anthony Pisciotta	Alabama
Tony Haney	Auburn
Clark Preble	Auburn
Parks Johnson	Florida
Richard Bielski	Georgia
John Hampton	Kentucky
Billy White	Kentucky
Bruce Wise	Kentucky
Mark Blythe	Kentucky
Jim Dill	Kentucky
Roger Gum	Kentucky
Joseph Welch	Kentucky
Daniel Edwards	LSU
Richard Carroll	Ole Miss
Keith Kessinger	Ole Miss
James Sikes	Ole Miss
Matthew Smith	Ole Miss
Edward Pounds	Ole Miss
Jody Hurst	Mississippi State
Tracy Jobs	Mississippi State
Mike Martin	Mississippi State
Burke Masters	Mississippi State
David McMahon	Mississippi State
Tommy Raffo	Mississippi State
Bobby Reed	Mississippi State
M. John Neal	Tennessee
Clark Rose	Tennessee
Kyle Bauch	Vanderbilt
Bob Schabes	Vanderbilt

1989

Name	School
John Hardie	Alabama
Peter Hinkle	Alabama
Hunter Plott	Alabama
Derek Crownover	Auburn
Jeff Leatherman	Auburn
Clark Preble	Auburn
Tommy Youngblood	Auburn
Matt Hoitsma	Georgia
Roger Miller	Georgia
Mark Blythe	Kentucky
Jim Dill	Kentucky
Roger Gum	Kentucky
John Hampton	Kentucky
Joe Welch	Kentucky

Billy White	Kentucky
Bruce Wise	Kentucky
Freddie Joseph	Ole Miss
Keith Kessinger	Ole Miss
Pepper Pounds	Ole Miss
Darin Asbill	Mississippi State
Chuck Daniel	Mississippi State
Chuck Holly	Mississippi State
Jody Hurst	Mississippi State
Russ Mahan	Mississippi State
Burke Masters	Mississippi State
Rob Norman	Mississippi State
Tommy Raffo	Mississippi State
Barry Winford	Mississippi State
Ron Winford	Mississippi State
Ernie Wright	Mississippi State
John Neal	Tennessee
Clark Rose	Tennessee
Mark Tranbarger	Tennessee
Jamie Abbg	Vanderbilt
Jeff Callahan	Vanderbilt
Bryant Freer	Vanderbilt
Rick Holt	Vanderbilt
Bob Schabes	Vanderbilt
John Turnbull	Vanderbilt

1990

Name	School
Chris Barnes	Alabama
Jon Henn	Alabama
Pete Hinkle	Alabama
Mickey Kerns	Alabama
Jeff Laubenthal	Alabama
Hunter Plott	Alabama
Mark Roberts	Alabama
Mickey Tomey	Auburn
Jeff Leatherman	Auburn
John Moorer	Auburn
Todd O'Donnell	Auburn
Mike Moberg	Florida
Todd McCray	Florida
Tony Sharkins	Florida
Jeff Cooper	Georgia
Matt Hoitsma	Georgia
Brian Jester	Georgia
Paul Corum	Kentucky
Mike Harris	Kentucky
Darin Riemann	Kentucky
Tom Robeson	Kentucky
David Herry	LSU
Freddie Joseph	Ole Miss
Pepper Pounds	Ole Miss
Collier Simpson	Ole Miss
Burke Masters	Mississippi State
Tommy Raffo	Mississippi State
Chuck Daniel	Mississippi State
Jon Harden	Mississippi State
Rob Norman	Mississippi State
Joey Hamilton	Mississippi State
Clark Rose	Tennessee
Mark Tranbarger	Tennessee
Rick Holt	Vanderbilt
Todd Muckerheide	Vanderbilt
Jim Schiffman	Vanderbilt
John Turnbull	Vanderbilt
Chip Fridrich	Vanderbilt

1991

Name	School
Pete Hinkle	Alabama
Jeff Laubenthal	Alabama
Tommy Milstead	Alabama
Hunter Plott	Alabama
Tommy Carter	Auburn
Mark Fuller	Auburn
Jon Hebel	Auburn
Jeff Leatherman	Auburn
Todd O'Donnell	Auburn
Jason Beard	Florida
Ray Suplee	Georgia
Paul Corum	Kentucky
Blake Feeney	Kentucky
Tom Froning	Kentucky
Tim Bauer	LSU
Paul Byrd	LSU
Matt Chamberlain	LSU
Pat Garrity	LSU

Rob Boyd	Ole Miss
Kary Bridges	Ole Miss
Tom Luke	Ole Miss
Brian Maxcy	Ole Miss
Chuck Daniel	Mississippi State
Corbin Davis	Mississippi State
Joey Hamilton	Mississippi State
Jon Harden	Mississippi State
Tom Howe	Mississippi State
Rob Norman	Mississippi State
Tom Quinn	Mississippi State
Mark Tranbarger	Tennessee
Mickey Ellison	Vanderbilt
Rick Holt	Vanderbilt
John Turnbull	Vanderbilt

1992

Name	School
Juan Debrand	Alabama
Matt Homan	Alabama
Jeff Laubenthal	Alabama
Scott Brocail	Arkansas
Allen Williams	Arkansas
Mark Fuller	Auburn
Todd O'Donnell	Auburn
Mickey Tomey	Auburn
Brian Duva	Florida
Kenneth Mercer	Florida
Brian Purvis	Florida
David Valdes	Florida
Blaise Kozeniewski	Georgia
Paul Corum	Kentucky
Mark Etter	Kentucky
Tom Froning	Kentucky
Greg Mercer	Kentucky
Jeff Norman	Kentucky
Max Reitz	Kentucky
Steve Zongor	Kentucky
Timothy Bauer	LSU
Matt Chamberlain	LSU
David Herry	LSU
Chris Mook	LSU
Jared Mula	LSU
Bhrett McCabe	LSU
Mike Sirotko	LSU
Rob Boyd	Ole Miss
Kary Bridges	Ole Miss
Vance Holland	Ole Miss
Tom Luke	Ole Miss
David Maxcy	Ole Miss
Nate Riddley	Ole Miss
Collier Simpson	Ole Miss
Chuck Daniel	Mississippi State
Jon Harden	Mississippi State
Steve Hegan	Mississippi State
Tom Howe	Mississippi State
Tom Quinn	Mississippi State
Christopher Adams	South Carolina
Jeffrey Easterling	South Carolina
T.E. Stokes III	South Carolina
Phil Dannunzio	Tennessee
Jeff Foster	Tennessee
Chris Kelley	Tennessee
Richard King	Tennessee
Thomas Pendley	Vanderbilt

1993

Name	School
Jeff Crane	Alabama
Jeff Laubenthal	Alabama
Geno Saunders	Alabama
Scott Brocail	Arkansas
Carl Stall	Arkansas
Steve Taft	Arkansas
Allen Williams	Arkansas
Jason Johnson	Auburn
James Waggoner	Auburn
Brian Duva	Florida
Brandt Mathers	Florida
Shane McGinnis	Florida
David Valdes	Florida
John Yselonia	Georgia
Mark Etter	Kentucky
Andy McCord	Kentucky
Billy Thompson	Kentucky
Mike Sirotko	LSU

ACADEMIC HONORS

Matt Chamberlain	LSU
Brian Winders	LSU
Charles Barbour	Ole Miss
William Bridges	Ole Miss
Eric McMahan	Ole Miss
Christopher Young	Ole Miss
Tripp Hill	Mississippi State
Jay Powell	Mississippi State
Gary Roth	Mississippi State
Bryan Triche	Mississippi State
Larry Tomkins	Mississippi State
Drew Williams	Mississippi State
Joseph Biernat	South Carolina
Jeff Easterling	South Carolina
Watson Maynard	South Carolina
Stacy Stokes	South Carolina
Kelly White	South Carolina
Jeffery Foster	Tennessee
Adam Priest	Tennessee
David Daniels	Vanderbilt
Mickey Ellison	Vanderbilt
Nick Morrow	Vanderbilt
Tom Pendley	Vanderbilt
Brad Reese	Vanderbilt
Jason Robbins	Vanderbilt
Boomer Whipple	Vanderbilt

1994

Name	School
Bernie Bellard	Alabama
Mike McDonald	Alabama
Geno Saunders	Alabama
Anthony Box	Alabama
Scott Brocail	Arkansas
Scott Cunningham	Arkansas
Brad Mulvaney	Arkansas
Allen Williams	Arkansas
Jim Hamilton	Arkansas
John Miller	Arkansas
Bryant Richardson	Arkansas
Brian Rogers	Arkansas
Jay Waggoner	Auburn
Russell Whittenburg	Auburn
Eric Castaldo	Florida
Brian Duva	Florida
Dean Kent	Florida
Sean McClellan	Florida
Matt Parker	Florida
Chris Simpkins	Florida
Chris Ciaccio	Georgia
Todd Crane	Georgia
Darren Hamrick	Georgia
Matt Bowles	Kentucky
Mark Etter	Kentucky
Brad Hindersman	Kentucky
Andrew McCord	Kentucky
Brian Reed	Kentucky
Kevin Ainsworth	LSU
Scott Berardi	LSU
Tim Lanier	LSU
Bhrett McCabe	LSU
Warren Morris	LSU
Kevin Ward	LSU
Charles Barbour	Ole Miss
David Blevins	Ole Miss
Lennon Bowen IV	Ole Miss
Keith Lewis	Ole Miss
Jarret Nichols	Ole Miss
Christopher Young	Ole Miss
Jerry Dupuy	Mississippi State
Steven Jaszczak	Mississippi State
Edward Lyons	Mississippi State
David Perkins	Mississippi State
Alfred Rath	Mississippi State
Jason Robinson	Mississippi State
Lawrence Tomkins	Mississippi State
James Williams	Mississippi State
James Badolato	South Carolina
Watson Maynard	South Carolina
Stacy Stokes	South Carolina
Kelly White	South Carolina
Scotty Pace	South Carolina
Bradley Greene	Tennessee
Adam Priest	Tennessee
Geoffrey Rosenbaum	Tennessee
Adam Swallows	Tennessee
David Daniels	Vanderbilt

Jason Elliott	Vanderbilt
Nick Morrow	Vanderbilt
Jason Robbins	Vanderbilt
Boomer Whipple	Vanderbilt

1995

Name	School
Rick Detoto	Alabama
Chris Eilers	Alabama
Jason Jordan	Alabama
Barry L. Lunney, Jr.	Arkansas
Todd Gober	Auburn
Jason Leboeuf	Auburn
Eric Castaldo	Florida
Jesse Curtis	Florida
David Eckstein	Florida
Dean Kent	Florida
Chris Ciaccio	Georgia
Todd Crane	Georgia
Michael Toci	Georgia
Chad Whittemore	Georgia
Aaron Acuff	Kentucky
Andrew McCord	Kentucky
Greg Reid	Kentucky
Janak Talwalker	Kentucky
Kevin Ainsworth	LSU
Casey Cuntz	LSU
Tim Lanier	LSU
Bhrett McCabe	LSU
Warren Morris	LSU
Kevin Ward	LSU
Brian Winders	LSU
Charles Barbour	Ole Miss
Billy Bernard	Ole Miss
Chris Vowell	Ole Miss
Ryan Young	Ole Miss
Doug Newman	Mississippi State
Scott Tanksley	Mississippi State
Rusty Thoms	Mississippi State
Scott Tribolet	Mississippi State
Brian Adams	South Carolina
Brian Hucks	South Carolina
Watson Maynard	South Carolina
Robert Watson, Jr.	South Carolina
Bryce Christensen	Tennessee
Robert A. Dickey	Tennessee
Brad Greene	Tennessee
Ryan Bachman	Vanderbilt
David Daniels	Vanderbilt
Jason Elliott	Vanderbilt
Jason Robbins	Vanderbilt
Boomer Whipple	Vanderbilt

1996

Name	School
Joe Caruso	Alabama
Chris Eilers	Alabama
Eric Goldis	Alabama
Brett Taft	Alabama
Brad Mulvaney	Arkansas
Matt Erickson	Arkansas
Jason McConnell	Arkansas
Chad Tidwell	Arkansas
Reggie Williams	Arkansas
Elliot Brown	Auburn
Kirby Clark	Auburn
Adam Sullivan	Auburn
Eric Castaldo	Florida
David Eckstein	Florida
Matt Parker	Florida
Shane Seroyer	Florida
Aaron Acuff	Kentucky
Janak Talwalker	Kentucky
Brian Daugherty	LSU
Chris Demouy	LSU
Eddie Furniss	LSU
Tim Lanier	LSU
Warren Morris	LSU
Kevin Ward	LSU
Brad Wilson	LSU
Charles Barbour	Ole Miss
Jason Huisman	Ole Miss
Keith Lewis	Ole Miss
Marc MacMillan	Ole Miss
Brian Clark	Mississippi State
Dustin Dabbs	Mississippi State

Brad Freeman	Mississippi State
Jeremy Jackson	Mississippi State
Ben Jenkins	Mississippi State
Van Johnson	Mississippi State
Richard Lee	Mississippi State
Adam Piatt	Mississippi State
Scott Polk	Mississippi State
Rusty Thoms	Mississippi State
Ryan Bordenick	South Carolina
Craig Dour	South Carolina
Oliver Harwas	South Carolina
Brian Hucks	South Carolina
Brent Moore	South Carolina
Rob Streicher	South Carolina
Ryan Szejbka	South Carolina
Rob Watson	South Carolina
Justin Altman	Tennessee
Travis Copley	Tennessee
R. A. Dickey	Tennessee
Ryan Meyers	Tennessee
Ryan Bachman	Vanderbilt
Ryan Brown	Vanderbilt
Glenn Davis	Vanderbilt
Jimmy Dykes	Vanderbilt
Paul Seybt	Vanderbilt

1997

Name	School
Chris Eilers	Alabama
Robbie Tucker	Alabama
Matt Erickson	Arkansas
Eric Hinske	Arkansas
Barry Lunney	Arkansas
Derek Matheson	Arkansas
Jason McConnell	Arkansas
Mike Moriarty	Arkansas
Rob Quarnstrom	Arkansas
Casey Dunn	Auburn
Stephen Chambliss	Auburn
Adam Sullivan	Auburn
Patrick Wootton	Auburn
Charles Aulet	Florida
Tommy Bond	Florida
David Eckstein	Florida
Chris Floyd	Florida
Sergio Rodriguez	Florida
Shane Seroyer	Florida
Aaron Acuff	Kentucky
Greg Reid	Kentucky
Eric Berthelot	LSU
John Blancher	LSU
Patrick Coogan	LSU
Casey Cuntz	LSU
Brian Daugherty	LSU
Chris Demouy	LSU
Eddy Furniss	LSU
Jeff Harris	LSU
Joey Painich	LSU
Mark Dixon	Ole Miss
Vince Fiore	Ole Miss
Jason Huisman	Ole Miss
Lance Tolbert	Ole Miss
Brooks Bryan	Miss. State
Scott Clark	Miss. State
Jeremy Jackson	Miss. State
Van Johnson	Miss. State
Richard Lee	Miss. State
Adam Piatt	Miss. State
Scott Polk	Miss. State
Brad Shumaker	Miss. State
Sparky Sparkman	Mississippi State
Rusty Thoms	Mississippi State
Brian Wiese	Mississippi State
Ryan Bordenick	South Carolina
Craig Dour	South Carolina
Brett Jodie	South Carolina
Rob Streicher	South Carolina
Ryan Szejbka	South Carolina
Robert Watson	South Carolina
Charles Coker	Tennessee
Travis Copley	Tennessee
Jeff Pickler	Tennessee
C. Christensen	Vanderbilt
Glenn Davis	Vanderbilt
Jimmy Dykes	Vanderbilt
Richard Giannola	Vanderbilt
Bradley Hastings	Vanderbilt

Ryan Hobbs	Vanderbilt
Paul Seybt	Vanderbilt
David Woods	Vanderbilt

1998

Name	School
Tripp Baldwin	Alabama
David Mote	Alabama
Brent Caldwell	Arkansas
Brad Hagedorn	Arkansas
Eric Hinske	Arkansas
Joe Jester	Arkansas
Derek Matheson	Arkansas
Mike Moriarity	Arkansas
Jack Welsh	Arkansas
Jerel Whitekiller	Arkansas
Tucker Dearth	Auburn
Casey Dunn	Auburn
George Jones	Auburn
Kevin Knorst	Auburn
Derek Reif	Auburn
Michael Gray	Florida
Tim Johnson	Florida
Ty Martin	Florida
Matt McClendon	Florida
Jeff Cardozo	Florida
Stuart McFarland	Florida
Sergio Rodriguez	Florida
Shane Seroyer	Florida
Matt Siegel	Florida
Chris Hays	Georgia
Lance Shannon	Georgia
Andrew Green	Kentucky
Jeff Meade	Kentucky
Josh Paxton	Kentucky
Justin Sanders	Kentucky
Blair Barbier	LSU
Matt Colvin	LSU
Chris Demouy	LSU
Eddy Furniss	LSU
Doug Thompson	LSU
Matt Ceriani	Ole Miss
Stephen Cramblitt	Ole Miss
Benjamin Edwards	Ole Miss
Jason Huisman	Ole Miss
Thomas Magee	Ole Miss
David Swan	Ole Miss
Robert Voltz	Ole Miss
Brooks Bryan	Mississippi State
Scott Clark	Mississippi State
Mark Freed	Mississippi State
Jeremy Jackson	Mississippi State
Van Johnson	Mississippi State
Richard Lee	Mississippi State
Brett Muhlhan	Mississippi State
Sparky Sparkman	Mississippi State
Rusty Thoms	Mississippi State
Brian Wiese	Mississippi State
Ryan Bordenick	South Carolina
Adam Everett	South Carolina
Brett Jodie	South Carolina
Brian Kirby	South Carolina
Justin Morris	South Carolina
Travis Copley	Tennessee
Jason Evans	Tennessee
Eduardo Figueroa	Tennessee
Jeff Pickler	Tennessee
Chris Christensen	Vanderbilt
Justin Dill	Vanderbilt
Jimmy Dykes	Vanderbilt
Paul Seybt	Vanderbilt
David Woods	Vanderbilt

1999

Name	School
Justin Smith	Alabama
Jeremy Vaughn	Alabama
Mark Burnett	Arkansas
Scott Crossett	Arkansas
Greg Gilleland	Arkansas
Brad Hagedorn	Arkansas
Scott Hurley	Arkansas
Derek Matheson	Arkansas
Wes McCraty	Arkansas
David Walling	Arkansas
Dan Wright	Arkansas
Tucker Dearth	Auburn



ACADEMIC HONORS

Casey Dunn	Auburn
Todd Faulkner	Auburn
Mailon Kent	Auburn
Derek Reif	Auburn
Joseph Zanthos	Auburn
Jeff Cardozo	Florida
Kevin Coleman	Florida
Ryan Gleichowski	Florida
Ben Grezlovski	Florida
Tim Johnson	Florida
Matt McClendon	Florida
Stuart McFarland	Florida
Sergio Rodriguez	Florida
Shane Seroyer	Florida
Matt Siegel	Florida
Chris Hays	Georgia
Kyle Hudlow	Georgia
David Lamberth	Georgia
Will Crumbough	Kentucky
Andy Green	Kentucky
Patrick Mahan	Kentucky
Jeff Meade	Kentucky
Josh Owens	Kentucky
Josh Paxton	Kentucky
Justin Sanders	Kentucky
Kurt Ainsworth	LSU
Christian Bourgeois	LSU
Josh Dalton	LSU
Mike Daly	LSU
Tim Nugent	LSU
Jeremy Witten	LSU
Joey Cramblitt	Ole Miss
Ryan Davis	Ole Miss
Jon Dickens	Ole Miss
Ben Edwards	Ole Miss
Justin Huisman	Ole Miss
Bailey Patridge	Ole Miss
Brandon Skelton	Ole Miss
Jude Voltz	Ole Miss
Jim Abraham	Mississippi State
Tanner Brock	Mississippi State
Scott Clark	Mississippi State
Justin Estel	Mississippi State
Mark Freed	Mississippi State
Jon Knott	Mississippi State
Brian Terry	Mississippi State
Brian Wiese	Mississippi State
Tripp Kelly	South Carolina
Matt Wilson	South Carolina
Hal Bibee, Jr.	Tennessee
Justin Parker	Tennessee
Donnie Ross	Tennessee
Hunter Bledsoe	Vanderbilt
Kevin Geshke	Vanderbilt
Stephen Prather	Vanderbilt

2000 Name School

Jeremy Vaughn	Alabama
Lance Cormier	Alabama
Scott McClanahan	Alabama
Kevin Marzion	Alabama
Jeff Fletcher	Arkansas
Brad Hagedorn	Arkansas
Charlie Isaacson	Arkansas
Brian Kirby	Arkansas
Jared Manatt	Arkansas
Wes McCrotty	Arkansas
Miike Moriarity	Arkansas
Matt Riethmaier	Arkansas
Jack Welsh	Arkansas
Kevin Dees	Auburn
Todd Faulkner	Auburn
Gabe Gross	Auburn
Mailon Kent	Auburn
Kevin Knorst	Auburn
Lynn Shoop	Auburn
Joseph Zanthos	Auburn
Jay Belflower	Florida
Kevin Coleman	Florida
Ryan Shealy	Florida
Spencer Williams	Florida
Stuart McFarland	Florida
Jeff Cardozo	Florida
Tim Johnson	Florida
Matt Siegel	Florida
Brian Haught	Florida

David Klebonis	Florida
Troy Davis	Georgia
Chris Hays	Georgia
Matt Steele	Georgia
Mark Thornhill	Georgia
Andy Green	Kentucky
Jeff Meade	Kentucky
Josh Paxton	Kentucky
Blair Barbier	LSU
Billy Brian	LSU
Mike Daly	LSU
Brad Hawpe	LSU
Trey Hodges	LSU
Jeremy Loftice	LSU
Billy McBride	LSU
Tommy Morel	LSU
Tim Nugent	LSU
Jeremy Witten	LSU
Clint Farrar	Ole Miss
Ronnie Goodwin	Ole Miss
Nathan Lyons	Ole Miss
Jude Voltz	Ole Miss
Joey Cramblitt	Ole Miss
Ryan Davis	Ole Miss
Jon Dickens	Ole Miss
Ben Edwards	Ole Miss
Bailey Patridge	Ole Miss
Travis Chapman	Mississippi State
Steven Dowe	Mississippi State
Justin Estel	Mississippi State
Mark Freed	Mississippi State
Jon Knott	Mississippi State
Ty Martin	Mississippi State
Ryan McGrath	Mississippi State
Joey Collums	Mississippi State
Kip Bouknight	South Carolina
Steven Bondurant	South Carolina
Rico Bravo	South Carolina
Trey Dyson	South Carolina
Nate Janowicz	South Carolina
Tripp Kelly	South Carolina
Jeremy Plexico	South Carolina
Shane Nelson	South Carolina
Jamie Paston	South Carolina
Matt Riddle	South Carolina
Steve Thomas	South Carolina
Matt Wilson	South Carolina
Hal Bibee, Jr.	Tennessee
Chris Burke	Tennessee
Drew Borland	Vanderbilt
Randall Prather	Vanderbilt
Kyle Flubacker	Vanderbilt
Kevin Geshke	Vanderbilt
Jeff Little	Vanderbilt
Sean Luellwitz	Vanderbilt
Karl Nonemaker	Vanderbilt
Scott Vanderhoff	Vanderbilt

2001 Name School

Aaron Clark	Alabama
Lance Cormier	Alabama
Casey Lambert	Alabama
Scott McClanahan	Alabama
Jeremy Vaughn	Alabama
Owen Whitaker	Alabama
Robert Ferguson	Alabama
Jeff Fletcher	Arkansas
Jeff Hoefler	Arkansas
Brian Kirby	Arkansas
Jared Manatt	Arkansas
Wes McCrotty	Arkansas
Josh Merryman	Arkansas
Jonathan Murphy	Arkansas
Gabriel Gross	Auburn
Mailon Kent	Auburn
Kevin Knorst	Auburn
Lynn Shoop	Auburn
Joseph Zanthos	Auburn
Jeffrey Cardozo	Florida
Kevin Coleman	Florida
Kevin Estrada	Florida
Alex Hart	Florida
Kyle Olson	Florida
Adam Prida	Florida
Matthew Siegel	Florida

David Klebonis	Florida
Jonathan Armitage	Georgia
Shaun Helmey	Georgia
David Lamberth	Georgia
Kyle Magee	Georgia
Mark Thornhill	Georgia
Andrew Green	Kentucky
Jeff Meade	Kentucky
Jason Wolfe	Kentucky
Austin Madison	Kentucky
Michael Paxton	Kentucky
Christian Bourgeois	LSU
Billy Brian	LSU
Brad David	LSU
David Miller	LSU
Thomas Devon Morel	LSU
Tim Nugent	LSU
Wally Pontiff	LSU
Chad Vaught	LSU
Ronnie Goodwin	Ole Miss
Burney Hutchinson	Ole Miss
Lance Jones	Ole Miss
Nathan Lyons	Ole Miss
Craig Nugen	Ole Miss
Joel Lyons	Ole Miss
Clint Farrar	Ole Miss
Jeff Cardozo	Florida
Kevin Coleman	Florida
Alex Hart	Florida
David Klebonis	Florida
Tom Potter	Florida
Ryan Shealy	Florida
Matt Siegel	Florida
Karl Wiegandt	Florida
Jan Armitage	Georgia
Shaun Helmey	Georgia
Kyle Magee	Georgia
Mark Thornhill	Georgia
Brad Whitfield	Georgia
Matthew Woods	Georgia
Seth Morris	Kentucky
Brad Pickrell	Kentucky
Vincent Harrison	Kentucky
Austin Madison	Kentucky
Joel Gooch	Kentucky
Lance McKinster	Kentucky
Brad David	LSU
Justin Hill	LSU
David Miller	LSU
Tim Nugent	LSU
Wally Pontiff	LSU
Chad Vaught	LSU
Josh Christian	Ole Miss
Jon Dickens	Ole Miss
Clint Farrar	Ole Miss
Ronnie Goodwin	Ole Miss
Burney Hutchinson	Ole Miss
Lance Jones	Ole Miss
Nathan Lyons	Ole Miss
Matthew Brinson	Mississippi State
Joey Collums	Mississippi State
Steven Dowe	Mississippi State
Cager Garner	Mississippi State
J.T. Hardcastle	Mississippi State
Brad Hutto	Mississippi State
Phillip Willingham	Mississippi State
Josh Wooten	Mississippi State
Steven Bondurant	South Carolina
Ernie Bascuas	South Carolina
Rico Bravo	South Carolina
Kip Bouknight	South Carolina
Brennan Dees	South Carolina
Trey Dyson	South Carolina
Lee Grankiewicz	South Carolina
Jeremy Plexico	South Carolina
Chris Plummer	South Carolina
Matt Riddle	South Carolina
Stephen Thomas	South Carolina
Matt Wilson	South Carolina
Hal Bibee	Tennessee
Brandon Hopkins	Tennessee
Ryan Moffett	Tennessee
Rob Bedwell	Vanderbilt
Adam Blue	Vanderbilt
Jeff Little	Vanderbilt
Chris Maultsby	Vanderbilt
Taylor Childress	Vanderbilt
Kenneth Dyer	Vanderbilt

Ulises Cabrera	Vanderbilt
Kyle Flubacker	Vanderbilt
Kevin Geshke	Vanderbilt
John Kaye	Vanderbilt
Sean Luellwitz	Vanderbilt
Karl Nonemaker	Vanderbilt
John Prothro	Vanderbilt
Brooks Rutledge	Vanderbilt
Jay Smith	Vanderbilt
Scott Vanderhoff	Vanderbilt

2002 Name School

Aaron Clark	Alabama
Lance Cormier	Alabama
Scott Evans	Alabama
Robert Ferguson	Alabama
Casey Lambert	Alabama
Scott McClanahan	Alabama
Jeffrey Norris	Alabama
Grant Redding	Alabama
Matthew Whitaker	Alabama
Jeremy Vaughn	Alabama
Cody Clark	Arkansas
Jeff Fletcher	Arkansas
Clay Goodwin	Arkansas
Aaron Graves	Arkansas
Brett Hagedorn	Arkansas
Jeff Hoefler	Arkansas
Brian Kirby	Arkansas
Justin Leraris	Arkansas
Wes McCrotty	Arkansas
Josh Merryman	Arkansas
Jonathan Richmond	Arkansas
Andrew Wishy	Arkansas
Gabe Gross	Auburn
Mailon Kent	Auburn
Lynn Shoop	Auburn
Trent Wilson	Auburn
Jay Belflower	Florida
Jeff Cardozo	Florida
Kevin Coleman	Florida
Alex Hart	Florida
David Klebonis	Florida
Tom Potter	Florida
Ryan Shealy	Florida
Matt Siegel	Florida
Karl Wiegandt	Florida
Jan Armitage	Georgia
Shaun Helmey	Georgia
Kyle Magee	Georgia
Mark Thornhill	Georgia
Brad Whitfield	Georgia
Matthew Woods	Georgia
Seth Morris	Kentucky
Brad Pickrell	Kentucky
Vincent Harrison	Kentucky
Austin Madison	Kentucky
Joel Gooch	Kentucky
Lance McKinster	Kentucky
Brad David	LSU
Justin Hill	LSU
David Miller	LSU
Tim Nugent	LSU
Wally Pontiff	LSU
Chad Vaught	LSU
Josh Christian	Ole Miss
Jon Dickens	Ole Miss
Clint Farrar	Ole Miss
Ronnie Goodwin	Ole Miss
Burney Hutchinson	Ole Miss
Lance Jones	Ole Miss
Nathan Lyons	Ole Miss
Matthew Brinson	Mississippi State
Joey Collums	Mississippi State
Steven Dowe	Mississippi State
Cager Garner	Mississippi State
J.T. Hardcastle	Mississippi State
Brad Hutto	Mississippi State
Phillip Willingham	Mississippi State
Josh Wooten	Mississippi State
Steven Bondurant	South Carolina
Ernie Bascuas	South Carolina
Rico Bravo	South Carolina
Kip Bouknight	South Carolina
Brennan Dees	South Carolina
Trey Dyson	South Carolina



ACADEMIC HONORS

Travis Bogue	Ole Miss
Peyton Farr	Ole Miss
Stephen Head	Ole Miss
Justin Henry	Ole Miss
Alexander Kliman	Ole Miss
Alexander Presley	Ole Miss
Michael Wakefield	Ole Miss
Jeremiah Boling	Mississippi State
Jeff Crawford-Butts	Mississippi State
Wyn Diggs	Mississippi State
Brooks Dunn	Mississippi State
Eric Ebers	Mississippi State
Ben Grisham	Mississippi State
Josh Johnson	Mississippi State
Brad Jones	Mississippi State
Bunky Kateon	Mississippi State
Alex McIntosh	Mississippi State
Justin Pigott	Mississippi State
Saunders Ramsey	Mississippi State
Jeffrey Rea	Mississippi State
Matt Richardson	Mississippi State
Michael Rutledge	Mississippi State
Daniel Tackett	Mississippi State
Andy Wilson	Mississippi State
Forrest Beverly	South Carolina
Andrew Cruse	South Carolina
Philip Disher	South Carolina
Joseph Friddle	South Carolina
Neil Giesler	South Carolina
David Gregg	South Carolina
John Gregory	South Carolina
Kristin Hall	South Carolina
Conor Lalor	South Carolina
Daniel Luczak	South Carolina
Brent Marsh	South Carolina
Timothy McCarty	South Carolina
Joshua McDonald	South Carolina
Ian Paxton	South Carolina
Aaron Rawl	South Carolina
Steven Reinhold	South Carolina
Steven Tolleson	South Carolina
Joey Andrews	Tennessee
Trey Bridges	Tennessee
Craig Cobb	Tennessee
Rob Fitzgerald	Tennessee
Chase Headley	Tennessee
Luke Hochevar	Tennessee
Michael Kerfeld	Tennessee
Mike Baxter	Vanderbilt
Aaron Garza	Vanderbilt
Carter Hawkins	Vanderbilt
Warner Jones	Vanderbilt
Bill Kleinschrodt	Vanderbilt
Tony Mansolino	Vanderbilt
Greg Moviel	Vanderbilt
Nick Pilkington	Vanderbilt
Ryan Rote	Vanderbilt
Rucker Taylor	Vanderbilt

2006	
Name	School
Kenneth Brown	Alabama
Jordan Davis	Alabama
Wade LeBlanc	Alabama
Spencer Pennington	Alabama
Emeel Salem	Alabama
Kody Valverde	Alabama
Charley Boyce	Arkansas
Jake Dugger	Arkansas
James Gilbert	Arkansas
Chris Hollensworth	Arkansas
Trey Holloway	Arkansas
Brian McLelland	Arkansas
Shaun Seibert	Arkansas
Josh Smith	Arkansas
Brian Walker	Arkansas
Matt Willard	Arkansas
Josh Blake	Auburn
Grant Cardwell	Auburn
Andrew Hall	Auburn
Clarence Nicely	Auburn
Stephen Barton	Florida
Carson Bassett	Florida
Brett Bentley	Florida
Daniel Brooks	Florida
Matthew Gaski	Florida
Nate Helms	Florida

Jared Kubin	Florida
Brandon McArthur	Florida
Darren O'Day	Florida
Greg Quatrino	Florida
Chris Woods	Florida
Tommy Wynn	Florida
Joey Carroll	Georgia
Robert Felmy	Georgia
Josh Fields	Georgia
Adam McDaniel	Georgia
Matthew Olson	Georgia
Matt Robbins	Georgia
Miles Starr	Georgia
Rip Warren	Georgia
Andrew Albers	Kentucky
Michael Brown	Kentucky
Collin Cowgill	Kentucky
Greg Dombrowski	Kentucky
Troy Ragle	Kentucky
Adam Revelette	Kentucky
Matthew Robinson	Kentucky
Thomas Warner	Kentucky
Steven Broschofsky	LSU
Christopher Cahill	LSU
Chase Dardor	LSU
Michael Hollander	LSU
Derik Olvey	LSU
Nicholas Pontiff	LSU
Charles Simon	LSU
Bruce Sprowl	LSU
Gerard Victoriano	LSU
Steven Waguespack	LSU
JoJo Tann	Ole Miss
Tommy Baumgardner	Ole Miss
Alex Presley	Ole Miss
Alex Kliman	Ole Miss
Brett Bukvich	Ole Miss
Thomas Berkery	Mississippi State
Brett Cleveland	Mississippi State
Wyn Diggs	Mississippi State
Brooks Dunn	Mississippi State
Edward Easley	Mississippi State
Nick Hardy	Mississippi State
Joseph Hunter	Mississippi State
Brad Jones	Mississippi State
Bunky Kateon	Mississippi State
Jared Koon	Mississippi State
John Lalor	Mississippi State
Brooks Lewis	Mississippi State
Joseph McCaskill	Mississippi State
Alex McIntosh	Mississippi State
Mitch Moreland	Mississippi State
Mark Muzzi	Mississippi State
Justin Pigott	Mississippi State
Jeffrey Rea	Mississippi State
Matt Richardson	Mississippi State
Michael Rutledge	Mississippi State
Andy Wilson	Mississippi State
Forrest Beverly	South Carolina
Chris Brown	South Carolina
Andrew Cruse	South Carolina
Neil Giesler	South Carolina
Robbie Grinestaff	South Carolina
Harris Honeycutt	South Carolina
Cheyne Hurst	South Carolina
Trent Kline	South Carolina
Conor Lalor	South Carolina
Daniel Luczak	South Carolina
Ian Paxton	South Carolina
Steven Reinhold	South Carolina
Craig Thomas	South Carolina
Brandon Todd	South Carolina
Julio Borbon	Tennessee
Craig Cobb	Tennessee
Ty Pryor	Tennessee
Matt Buschmann	Vanderbilt
Cody Crowell	Vanderbilt
Ryan Davis	Vanderbilt
Greg Del George	Vanderbilt
Alex Feinberg	Vanderbilt
Brad French	Vanderbilt
Carter Hawkins	Vanderbilt
Greg Moviel	Vanderbilt
Shea Robin	Vanderbilt
Rucker Taylor	Vanderbilt

2007

Jared Kubin	Florida
Brandon McArthur	Florida
Darren O'Day	Florida
Greg Quatrino	Florida
Chris Woods	Florida
Tommy Wynn	Florida
Joey Carroll	Georgia
Robert Felmy	Georgia
Josh Fields	Georgia
Adam McDaniel	Georgia
Matthew Olson	Georgia
Matt Robbins	Georgia
Miles Starr	Georgia
Rip Warren	Georgia
Andrew Albers	Kentucky
Michael Brown	Kentucky
Collin Cowgill	Kentucky
Greg Dombrowski	Kentucky
Troy Ragle	Kentucky
Adam Revelette	Kentucky
Matthew Robinson	Kentucky
Thomas Warner	Kentucky
Steven Broschofsky	LSU
Christopher Cahill	LSU
Chase Dardor	LSU
Michael Hollander	LSU
Derik Olvey	LSU
Nicholas Pontiff	LSU
Charles Simon	LSU
Bruce Sprowl	LSU
Gerard Victoriano	LSU
Steven Waguespack	LSU
JoJo Tann	Ole Miss
Tommy Baumgardner	Ole Miss
Alex Presley	Ole Miss
Alex Kliman	Ole Miss
Brett Bukvich	Ole Miss
Thomas Berkery	Mississippi State
Brett Cleveland	Mississippi State
Wyn Diggs	Mississippi State
Brooks Dunn	Mississippi State
Edward Easley	Mississippi State
Nick Hardy	Mississippi State
Joseph Hunter	Mississippi State
Brad Jones	Mississippi State
Bunky Kateon	Mississippi State
Jared Koon	Mississippi State
John Lalor	Mississippi State
Brooks Lewis	Mississippi State
Joseph McCaskill	Mississippi State
Alex McIntosh	Mississippi State
Mitch Moreland	Mississippi State
Mark Muzzi	Mississippi State
Justin Pigott	Mississippi State
Jeffrey Rea	Mississippi State
Matt Richardson	Mississippi State
Michael Rutledge	Mississippi State
Andy Wilson	Mississippi State
Forrest Beverly	South Carolina
Chris Brown	South Carolina
Andrew Cruse	South Carolina
Neil Giesler	South Carolina
Robbie Grinestaff	South Carolina
Harris Honeycutt	South Carolina
Cheyne Hurst	South Carolina
Trent Kline	South Carolina
Conor Lalor	South Carolina
Daniel Luczak	South Carolina
Ian Paxton	South Carolina
Steven Reinhold	South Carolina
Craig Thomas	South Carolina
Brandon Todd	South Carolina
Julio Borbon	Tennessee
Craig Cobb	Tennessee
Ty Pryor	Tennessee
Matt Buschmann	Vanderbilt
Cody Crowell	Vanderbilt
Ryan Davis	Vanderbilt
Greg Del George	Vanderbilt
Alex Feinberg	Vanderbilt
Brad French	Vanderbilt
Carter Hawkins	Vanderbilt
Greg Moviel	Vanderbilt
Shea Robin	Vanderbilt
Rucker Taylor	Vanderbilt

Name	School
Vin DiFazio	Alabama
Emeel Salem	Alabama
Will Stroup	Alabama
Brandon Barr	Arkansas
Casey Coon	Arkansas
Jake Dugger	Arkansas
Logan Forsythe	Arkansas
James Gilbert	Arkansas
Danny Hamblin	Arkansas
Thomas Hauskey	Arkansas
Travis Hill	Arkansas
Sean Jones	Arkansas
Jacob Julius	Arkansas
Brian McLelland	Arkansas
Zachary Miller	Arkansas
Stephen Robison	Arkansas
Nick Schmidt	Arkansas
Brad Secrist	Arkansas
Shaun Seibert	Arkansas
Jesse Todd	Arkansas
Ben Tschepikow	Arkansas
Brian Walker	Arkansas
Matt "Duke" Welker	Arkansas
Michael Wild	Arkansas
Matt Willard	Arkansas
Josh Blake	Auburn
Blake Carver	Auburn
Christopher Dennis	Auburn
Benjamin Jones	Auburn
Philip Stringer	Auburn
Avery Barnes	Florida
Brett Bentley	Florida
Michael Branham	Florida
Teddy Foster	Florida
Kris Gawriluk	Florida
Jared Kubin	Florida
Matt LaPorta	Florida
Brandon McArthur	Florida
Chris Petrie	Florida
Clayton Pisani	Florida
Austin Pride	Florida
Bo Smith	Florida
Patrick Thompson	Florida
Cody Wheeler	Florida
Tommy Wynn	Florida
Gordon Beckham	Georgia
Trevor Holder	Georgia
Justin Holloway	Georgia
Jason Leaver	Georgia
Adam McDaniel	Georgia
Matt Olson	Georgia
Ryan Peisel	Georgia
Miles Starr	Georgia
Andrew Albers	Kentucky
Brock Baber	Kentucky
Sean Coughlin	Kentucky
Collin Cowgill	Kentucky
Antonio DeJesus	Kentucky
Greg Dombrowski	Kentucky
Tyler Howe	Kentucky
Marcus Nidiffer	Kentucky
Anthony Ottrando	Kentucky
Troy Ragle	Kentucky
Daniel Reale	Kentucky
Brian Spear	Kentucky
Thomas Warner	Kentucky
Brock Wright	Kentucky
Jared Bradford	LSU
Steven Broschofsky	LSU
William Davis	LSU
Kevin Farnsworth	LSU
Jeffrey Garidel	LSU
Cade Gautreau	LSU
Michael Hollander	LSU
Nicholas Pontiff	LSU
Thomas Flautt	Ole Miss
Alex Kliman	Ole Miss
Jacob Mills	Ole Miss
Jesse Simpson	Ole Miss
Fuller Smith	Ole Miss
JoJo Tann	Ole Miss
Ricky Bowen	Mississippi State
Jesse Carver	Mississippi State
Wyn Diggs	Mississippi State
Edward Easley	Mississippi State
Nick Hardy	Mississippi State

Cade Hoggard	Mississippi State
Drew Hollinghead	Mississippi State
Jared Koon	Mississippi State
John Lalor	Mississippi State
Matt Lea	Mississippi State
Brooks Lewis	Mississippi State
Mitch Moreland	Mississippi State
Justin Pigott	Mississippi State
Jeffrey Rea	Mississippi State
Andy Rice	Mississippi State
Matt Richardson	Mississippi State
Michael Rutledge	Mississippi State
Russ Sneed	Mississippi State
Aaron Weatherford	Mississippi State
Andy Wilson	Mississippi State
William Atwood	South Carolina
Jay Brown	South Carolina
Michael Cisco	South Carolina
Jordan Costner	South Carolina
James Darnell	South Carolina
Kyle Enders	South Carolina
Nick Godwin	South Carolina
Cheyne Hurst	South Carolina
Trent Kline	South Carolina
Conor Lalor	South Carolina
DeAngelo Mack	South Carolina
Andrew Martin	South Carolina
Jonathan Rotledge	South Carolina
Steven Reinhold	South Carolina
Craig Thomas	South Carolina
Sean Wideberg	South Carolina
Julio Borbon	Tennessee
Craig Cobb	Tennessee
Michael Moore	Tennessee
Ryne Simpson	Tennessee
Zane Stone	Tennessee
Adam Cronk	Vanderbilt
Cody Crowell	Vanderbilt
Ryan Cunningham	Vanderbilt
Jason Davis	Vanderbilt
Alex Feinberg	Vanderbilt
Brad French	Vanderbilt
Carter Hawkins	Vanderbilt
Brett Jacobson	Vanderbilt
Tyler Rhoden	Vanderbilt
Shea Robin	Vanderbilt

2008	
Name	School
Brock Bennett	Alabama
John B. Clark	Alabama
Vincent DiFazio	Alabama
Del Howell	Alabama
Brandon May	Alabama
Tyler Odle	Alabama
Robert Phares	Alabama
Will Stroup	Alabama
Jeff Texada	Alabama
Mike Bolsinger	Arkansas
Casey Coon	Arkansas
Andrew Darr	Arkansas
Thomas Hauskey	Arkansas
Travis Hill	Arkansas
Scott Limbocker	Arkansas
Scott Lyons	Arkansas
Sam Murphy	Arkansas
Chad Pierce	Arkansas
Shaun Seibert	Arkansas
Tim Smalling	Arkansas
Cliff Springston	Arkansas
Ben Tschepikow	Arkansas
Justin Wells	Arkansas
Paul Burnside	Auburn
Evan Crawford	Auburn
Jamie Drinkard	Auburn
Michael Hurst	Auburn
Benjamin Jones	Auburn
Bryson Barber	Florida
Avery Barnes	Florida
Brett Bentley	Florida
Billy Bullock	Florida
Kevin Chapman	Florida
Tony Davis	Florida
Matt den Dekker	Florida
Josh Edmondson	Florida
Cole Figueroa	Florida
Teddy Foster	Florida

ACADEMIC HONORS

Jake Hicks	Florida
Patrick Keating	Florida
Brandon McArthur	Florida
Jonathan Pigott	Florida
Clayton Pisani	Florida
Hampton Tignor	Florida
Jon Townsend	Florida
Gordon Beckham	Georgia
Matthew Cerione	Georgia
Stephen Dodson	Georgia
Steven Esmonde	Georgia
John Herman	Georgia
Trevor Holder	Georgia
Jason Leaver	Georgia
Alex McRee	Georgia
Nick Montgomery	Georgia
Robert O'Bryan	Georgia
Matt Olson	Georgia
Ryan Peisel	Georgia
Miles Starr	Georgia
Ryan Woolley	Georgia
Andrew Albers	Kentucky
Brock Baber	Kentucky
Kevin Bishop	Kentucky
Sawyer Carroll	Kentucky
Collin Cowgill	Kentucky
Greg Dombrowski	Kentucky
Tyler Howe	Kentucky
Jonathan Huff	Kentucky
Chris McClendon	Kentucky
Marcus Nidiffer	Kentucky
James Paxton	Kentucky
Brian Spear	Kentucky
Brian Suerdick	Kentucky
Clint Tilford	Kentucky
Thomas Warner	Kentucky
Gregory Wright	Kentucky
Jesse Yano	Kentucky
Kyle Beerbohm	LSU
Paul Bertuccini	LSU
Jared Bradford	LSU
Ryan Byrd	LSU
Matthew Clark	LSU
Kevin Farnsworth	LSU
Matthew Gaudet	LSU
Martin Haydel	LSU
Michael Hollander	LSU
Jason Lewis	LSU
Blake Martin	LSU
Nicholas Pontiff	LSU
Ryan Schimpf	LSU
Ryan Verdugo	LSU
Nathan Baker	Ole Miss
Scott Bittle	Ole Miss
Justin Cryer	Ole Miss
Thomas Flautt	Ole Miss
Scott Haltom	Ole Miss
Jordan Henry	Ole Miss
Michael Hubbard	Ole Miss
Cullan Kight	Ole Miss
David Kindred	Ole Miss
Lance Lynn	Ole Miss
Rory McKean	Ole Miss
Zachary Miller	Ole Miss
Kyle Mills	Ole Miss
Jacob Morgan	Ole Miss
Cody Satterwhite	Ole Miss
Jeremy Travis	Ole Miss
Ricky Bowen	Mississippi State
Jet Butler	Mississippi State
Jesse Carver	Mississippi State
Will Coggin	Mississippi State
Scott Deloach	Mississippi State
Nick Hardy	Mississippi State
Cade Hoggard	Mississippi State
Grant Hogue	Mississippi State
Drew Hollinghead	Mississippi State
Greg Houston	Mississippi State
Jared Koon	Mississippi State
John Lalor	Mississippi State
Brooks Lewis	Mississippi State
Tyler Moore	Mississippi State
Jason Nappi	Mississippi State
Justin Pigott	Mississippi State
Conner Powers	Mississippi State
Ryan Powers	Mississippi State
Russ Sneed	Mississippi State
Lee Swindle	Mississippi State

Aaron Weatherford	Mississippi State
Tyler Whitney	Mississippi State
Andy Wilson	Mississippi State
Parker Bangs	South Carolina
Jay Brown	South Carolina
Michael Cisco	South Carolina
Jordan Costner	South Carolina
James Darnell	South Carolina
Sam Dyson	South Carolina
Kyle Enders	South Carolina
Reese Havens	South Carolina
Harley Lail	South Carolina
Tyler Musselwhite	South Carolina
Craig Thomas	South Carolina
Brandon Todd	South Carolina
Sean Wideberg	South Carolina
Daniel Beasley	Tennessee
Steve Crnkovich	Tennessee
Shawn Griffin	Tennessee
Nick Hernandez	Tennessee
Michael Moore	Tennessee
Tanner Moore	Tennessee
Bryan Morgado	Tennessee
Bryan Powell	Tennessee
Ryne Simpson	Tennessee
Zane Stone	Tennessee
Russell Brewer	Vanderbilt
Nick Christiani	Vanderbilt
Adam Cronk	Vanderbilt
Jason Cunningham	Vanderbilt
Alex Feinberg	Vanderbilt
Brad French	Vanderbilt
Richie Goodenow	Vanderbilt
Parker Hanks	Vanderbilt
Brian Harris	Vanderbilt
Alex Hilliard	Vanderbilt
Brett Jacobson	Vanderbilt
Mark Lamm	Vanderbilt
Mikie Minor	Vanderbilt
Shea Robin	Vanderbilt
Steven Schwartz	Vanderbilt
Jordan Wormsley	Vanderbilt

2009	
Name	School
Scott Hays	Alabama
Wes Henderson	Alabama
Clay Jones	Alabama
Jon Kelton	Alabama
Brandon May	Alabama
Kyle Moore	Alabama
Tyler Odle	Alabama
Josh Rutledge	Alabama
Jacob Smith	Alabama
Joseph Tinsley	Alabama
Ryan Cisterna	Arkansas
Andrew Darr	Arkansas
Tom Hauskey	Arkansas
Christian Kowalchuk	Arkansas
Scott Limbocker	Arkansas
Scott Lyons	Arkansas
Sam Murphy	Arkansas
Stephen Richards	Arkansas
Travis Sample	Arkansas
Justin Wells	Arkansas
Justin Hargett	Auburn
Austin Hubbard	Auburn
Michael Hurst	Auburn
Jon Luke Jacobs	Auburn
Ryan Jenkins	Auburn
Ben Jones	Auburn
Cory Luckie	Auburn
Chris O'Neil	Auburn
Kevin Patterson	Auburn
Avery Barnes	Florida
Kevin Chapman	Florida
Tony Davis	Florida
Teddy Foster	Florida
Clayton Pisani	Florida
Justin Poovey	Florida
Hampton Tignor	Florida
Steve Esmonde	Georgia
Justin Grimm	Georgia
Trevor Holder	Georgia
Jason Leaver	Georgia
Alex McRee	Georgia
Robbie O'Bryan	Georgia

Miles Starr	Georgia
Tyler Daugherty	Kentucky
Jonathan Huff	Kentucky
Mike Kaczmarek	Kentucky
James Paxton	Kentucky
Clint Tilford	Kentucky
Thomas Wade	Kentucky
Paul Bertuccini	LSU
Daniel Bradshaw	LSU
Nolan Cain	LSU
Kevin Farnsworth	LSU
Micah Gibbs	LSU
Martin Haydel	LSU
Spencer Mathews	LSU
Christopher McGhee	LSU
Nicholas Pontiff	LSU
Austin Ross	LSU
Ryan Schimpf	LSU
Scott Bittle	Ole Miss
Brett Bukvich	Ole Miss
Tim Ferguson	Ole Miss
Michael Hubbard	Ole Miss
Cullan Kight	Ole Miss
Rory McKean	Ole Miss
Zach Miller	Ole Miss
Jake Morgan	Ole Miss
David Phillips	Ole Miss
Matt Tracy	Ole Miss
Cliff Vaughn	Ole Miss
Ricky Bowen	Mississippi State
Brent Brownlee	Mississippi State
Michael Busby	Mississippi State
Justin Bussey	Mississippi State
Jet Butler	Mississippi State
Ryan Collins	Mississippi State
Scott Deloach	Mississippi State
Nick Hardy	Mississippi State
Grant Hogue	Mississippi State
Drew Hollinghead	Mississippi State
Greg Houston	Mississippi State
Brooks Lewis	Mississippi State
Forrest Moore	Mississippi State
Jason Nappi	Mississippi State
Paxton Pace	Mississippi State
Conner Powers	Mississippi State
Russ Sneed	Mississippi State
Jared Wesson	Mississippi State
Tyler Whitney	Mississippi State
Parker Bangs	South Carolina
Jesse Barbaro	South Carolina
Jay Brown	South Carolina
Alex Burrell	South Carolina
Will Casey	South Carolina
Jordan Costner	South Carolina
Graham Couch	South Carolina
Kyle Enders	South Carolina
Whit Merrifield	South Carolina
Brandon Miller	South Carolina
Steven Neff	South Carolina
Jordan Propst	South Carolina
Casey Rihn	South Carolina
Richard Royal	South Carolina
Brady Thomas	South Carolina
Craig Thomas	South Carolina
Scott Wingo	South Carolina
Cody Brown	Tennessee
Steve Crnkovich	Tennessee
Cody Hawn	Tennessee
Nick Hernandez	Tennessee
Mike Moore	Tennessee
Bryan Morgado	Tennessee
Ryne Simpson	Tennessee
Sean Bierman	Vanderbilt
Ben Blanton	Vanderbilt
Russell Brewer	Vanderbilt
Nick Christiani	Vanderbilt
Caleb Cotham	Vanderbilt
Drew Fann	Vanderbilt
Drew Hayes	Vanderbilt
Alex Hilliard	Vanderbilt
Mark Lamm	Vanderbilt
Steven Liddle	Vanderbilt
Chase Reid	Vanderbilt
Kellen St. Luce	Vanderbilt
Jordan Wormsley	Vanderbilt

2010	
------	--

Name	School
Taylor Dugas	Alabama
Brandt Hendricks	Alabama
Clay Jones	Alabama
Jon Kelton	Alabama
David Kindred	Alabama
Jimmy Nelson	Alabama
Josh Rutledge	Alabama
Chris Smelley	Alabama
John David Smelser	Alabama
Cal Tinsley	Alabama
Jason Townsend	Alabama
Brett Whitaker	Alabama
Zack Cox	Arkansas
Geoffrey Davenport	Arkansas
Scott Limbocker	Arkansas
James McCann	Arkansas
Sam Murphy	Arkansas
Jordan Pratt	Arkansas
Zachary G. Blatt	Auburn
Daniel Gamache	Auburn
Justin Hargett	Auburn
Austin Hubbard	Auburn
Jon L. Jacobs	Auburn
Cory A. Luckie	Auburn
Jeffrey H. Morris	Auburn
Christopher O'Neil	Auburn
Kevin Patterson	Auburn
Matt Campbell	Florida
Greg Larson	Florida
Alex Panteliodis	Florida
Daniel Pigott	Florida
Justin Poovey	Florida
Jandy Rosabal	Florida
Hampton Tignor	Florida
Jerico Weitzel	Florida
Steve Esmonde	Georgia
John Herman	Georgia
Levi Hyams	Georgia
Zach Laughlin	Georgia
Lance Martin	Georgia
Colby May	Georgia
Alex McRee	Georgia
Robbie O'Bryan	Georgia
Michael Palazzone	Georgia
Kevin Ruiz	Georgia
Taylor Black	Kentucky
Sean Bouthilette	Kentucky
Andy Burns	Kentucky
T.J. Daugherty	Kentucky
Cory Farris	Kentucky
Chase Greene	Kentucky
Kyle Jackson	Kentucky
Mike Kaczmarek	Kentucky
Braden Kapteyn	Kentucky
Alex Meyer	Kentucky
Marcus Nidiffer	Kentucky
Keenan Wiley	Kentucky
Chad Wright	Kentucky
Paul Bertuccini	LSU
Daniel Bradshaw	LSU
John Dishon	LSU
Matthew Fury	LSU
Matthew Gaudet	LSU
Michael Lowery	LSU
Matty Ott	LSU
Anthony Ranaudo	LSU
Austin Ross	LSU
Kyle Barbeck	Ole Miss
Eric Callender	Ole Miss
Tim Ferguson	Ole Miss
Scott Haltom	Ole Miss
Taylor Hashman	Ole Miss
Taylor Hightower	Ole Miss
Brett Huber	Ole Miss
Rory McKean	Ole Miss
Zach Miller	Ole Miss
Jake Morgan	Ole Miss
Jon Andy Scott	Ole Miss
Cliff Vaughn	Ole Miss
Blair Wright	Ole Miss
Luke Adkins	Mississippi State
Brent Brownlee	Mississippi State
Justin Bussey	Mississippi State
Jet Butler	Mississippi State
Corey Collins	Mississippi State
Cody Freeman	Mississippi State

ACADEMIC HONORS

2021 Name	School
Zane Denton	Alabama
Owen Diodati	Alabama
Landon Green	Alabama
William Hamiter	Alabama
Johnny Hawk	Alabama
Davis Heller	Alabama
Jim Jarvis	Alabama
Antoine Jean	Alabama
Chase Lee	Alabama
Jacob McNairy	Alabama
Will Patota	Alabama
Andrew Pinckney	Alabama
Connor Prielipp	Alabama
Tyler Ras	Alabama
Hunter Ruth	Alabama
Connor Shamblin	Alabama
Jackson Tate	Alabama
Drew Williamson	Alabama
Peyton Wilson	Alabama
Mark Adamiak	Arkansas
Blake Adams	Arkansas
Christian Franklin	Arkansas
Matthew Goodheart	Arkansas
Zackary Gregory	Arkansas
Kevin Koppes	Arkansas
Will McEntire	Arkansas
William Morris	Arkansas
Jacob Nesbit	Arkansas
Connor Noland	Arkansas
Casey Opitz	Arkansas
Miller Pleimann	Arkansas
Kale Ramage	Arkansas
Nathan Rintz	Arkansas
Corey Spain	Arkansas
Cason Tollett	Arkansas
Zebulon Vermillion	Arkansas
Braydon Webb	Arkansas
Mason Barnett	Auburn
Trace Bright	Auburn
Brayton Brown	Auburn
Blake Burkhalter	Auburn
Garrett Farquhar	Auburn
Richard Fitts	Auburn
Brooks Fuller	Auburn
Cody Greenhill	Auburn
Tyler Miller	Auburn
Will Morrison	Auburn
Hayden Mullins	Auburn
Jack Owen	Auburn
Garrett Wade	Auburn
Rankin Woley	Auburn
Kris Armstrong	Florida
Hunter Barco	Florida
Nick Blasucci	Florida
Ryan Cabarcas	Florida
Kendrick Calilao	Florida
Brock Edge	Florida
Nick Ficarratta	Florida
Cal Greenfield	Florida
Jack Leftwich	Florida
David Luethje	Florida
Hunter McMullen	Florida
Kirby McMullen	Florida
Garrett Milchin	Florida
Hunter Mink	Florida
Tyler Nesbitt	Florida
Nick Pogue	Florida
Josh Rivera	Florida
Christian Scott	Florida
Brandon Sprout	Florida
Tucker Talbott	Florida
Trey Van Der Weide	Florida
Jacob Young	Georgia
Ben Anderson	Georgia
Jonathan Cannon	Georgia
Ryland Goede*	Georgia
Charlie Goldstein	Georgia
Kameron Guidry	Georgia
Ben Harris	Georgia
Randon Jernigan	Georgia
Riley King	Georgia
Joshua McAllister	Georgia
Mason Meadows	Georgia
Bryce Melear	Georgia

Logan Moody	Georgia
Darryn Pasqua	Georgia
Michael Polk	Georgia
C.J. Smith	Georgia
Joshua Stinson	Georgia
Cole Tate	Georgia
Connor Tate	Georgia
Chase Bryan	Kentucky
Tyler Burchett	Kentucky
Ronald Cole	Kentucky
T.J. Collett	Kentucky
Braxton Cottongame	Kentucky
Alexander Degen	Kentucky
Chase Estep	Kentucky
Drew Grace	Kentucky
Trae Harmon	Kentucky
Daniel Harper	Kentucky
Mason Hazelwood	Kentucky
Cameron Hill	Kentucky
Brendan Hord	Kentucky
Coltyn Kessler	Kentucky
Zachary Lee	Kentucky
Isaiah Lewis	Kentucky
Trip Lockhart	Kentucky
Dillon Marsh	Kentucky
James Ramsey	Kentucky
John Rhodes	Kentucky
Hunter Rigsby	Kentucky
Jaren Shelby	Kentucky
Cole Stupp	Kentucky
Zach Arnold	LSU
Matthew Beck	LSU
Cade Beloso	LSU
Giovanni DiGiacomo	LSU
Braden Doughty	LSU
Gavin Dugas	LSU
Aaron George	LSU
AJ Labas	LSU
Alex Milazzo	LSU
Hayden Travinski	LSU
Cael Baker	Ole Miss
Cole Baker	Ole Miss
Justin Bench	Ole Miss
Taylor Broadway	Ole Miss
Wes Burton	Ole Miss
Peyton Chatagnier	Ole Miss
Max Cioffi	Ole Miss
Derek Diamond	Ole Miss
Hayden Dunhurst	Ole Miss
Jerrion Ealy	Ole Miss
Tim Elko	Ole Miss
Braden Forsyth	Ole Miss
Gunnar Hoglund	Ole Miss
Jackson Kimbrell	Ole Miss
Trey LaFleur	Ole Miss
Knox Loposer	Ole Miss
Mitch Murrell	Ole Miss
Tyler Myers	Ole Miss
John Rhys Plumlee	Ole Miss
Cade Sammons	Ole Miss
Logan Savell	Ole Miss
Ben Van Cleve	Ole Miss
William Bednar	Mississippi State
Eric Cerantola	Mississippi State
Jaxen Forrester	Mississippi State
Kyle Hunt	Mississippi State
Kamren James	Mississippi State
Landon Jordan	Mississippi State
Benjamin Koestler	Mississippi State
Xavier Lovett	Mississippi State
Christian MacLeod	Mississippi State
Kyte McDonald	Mississippi State
Andrew McGowan	Mississippi State
Chase Patrick	Mississippi State
Brandon Pimentel	Mississippi State
Spencer Price	Mississippi State
Davis Rokose	Mississippi State
Riley Self	Mississippi State
Landon Sims	Mississippi State
Brandon Smith	Mississippi State
Brandt Belk	Missouri
Garrison Bennett	Missouri
Trey Dillard	Missouri
Seth Halvorsen	Missouri
Brenner Maloney	Missouri
Luke Mann	Missouri
Spencer Miles	Missouri
Tre Morris	Missouri

Benjamin Pedersen	Missouri
Alexander Peterson	Missouri
Clayton Peterson	Missouri
Cameron Pferrer	Missouri
Kyle Patthoff	Missouri
Eric Rinzel	Missouri
Arthur Schoenstadt	Missouri
Thomas Springer	Missouri
Cameron Swanger	Missouri
Lukas Veinbergs	Missouri
Mark Vierling	Missouri
Tyler Wilmsmeyer	Missouri
Brady Allen	South Carolina
Julian Bosnic	South Carolina
George Callii	South Carolina
Wes Clarke	South Carolina
Andrew Eyster	South Carolina
Thomas Farr	South Carolina
Brannon Jordan	South Carolina
Brett Kerry	South Carolina
Andrew Peters	South Carolina
Josiah Sightler	South Carolina
Wesley Sweatt	South Carolina
Cam Tringali	South Carolina
Braylen Wimmer	South Carolina
Jordan Beck	Tennessee
Kirby Connell	Tennessee
Pete Derkay	Tennessee
Max Ferguson	Tennessee
Will Hefflin	Tennessee
Connor Housley	Tennessee
Sean Hunley	Tennessee
Cortland Lawson	Tennessee
Jackson Leath	Tennessee
Luc Lipcius	Tennessee
Mark McLaughlin	Tennessee
Jorel Ortega	Tennessee
Connor Pavolony	Tennessee
Ethan Payne	Tennessee
Logan Ransom	Tennessee
Jacob Rucker	Tennessee
Evan Russell	Tennessee
Camden Sewell	Tennessee
Liam Spence	Tennessee
Rody Barker	Texas A&M
Bryce Blaum	Texas A&M
Jonathan Childress	Texas A&M
Hunter Coleman	Texas A&M
Gabriel Craig	Texas A&M
Will Frizzell	Texas A&M
Michael Hoehner	Texas A&M
William Johnston	Texas A&M
Chandler Jozwiak	Texas A&M
Alex Magers	Texas A&M
Bryce Miller	Texas A&M
Brett Minnich	Texas A&M
Mason Ornelas	Texas A&M
Logan Sartori	Texas A&M
Zane Schmidt	Texas A&M
Taylor Smith	Texas A&M
Jordan Thompson	Texas A&M
Christopher Weber	Texas A&M
Trevor Werner	Texas A&M
Cooper Davis	Vanderbilt
Michael Doolin	Vanderbilt
William Duff	Vanderbilt
Robert Hugh Fisher III	Vanderbilt
Sam Hliboki	Vanderbilt
Spencer Jones	Vanderbilt
Dominic Keegan	Vanderbilt
Ryan Keenan	Vanderbilt
Tate Kolwyck	Vanderbilt
Jack Leiter	Vanderbilt
Nicholas Maldonado	Vanderbilt
Chris McElvain	Vanderbilt
Luke Murphy	Vanderbilt
Parker Noland	Vanderbilt
Thomas Schultz	Vanderbilt

2022 Name	School
Graham Crawford	Alabama
Zane Denton	Alabama
Owen Diodati	Alabama
Eric Faggo	Alabama
Eli Giles	Alabama
Landon Green	Alabama
William Hamiter	Alabama
Davis Heller	Alabama
Grayson Hitt	Alabama
Hunter Hoopes	Alabama
Jim Jarvis	Alabama
Antione Jean	Alabama
Jake Leger	Alabama
Jacob McNairy	Alabama
Trace Moore	Alabama
Andrew Pinckney	Alabama
Will Portera	Alabama
Connor Prielipp	Alabama
Dylan Ray	Alabama
Caden Rose	Alabama
Hunter Ruth	Alabama
Tommy Seidl	Alabama
Dominic Tamez	Alabama
Drew Williamson	Alabama
Mark Adamiak	Arkansas
Jalen Battles	Arkansas
Tyler Cacciatori	Arkansas
Evan Gray	Arkansas
Zack Gregory	Arkansas
Dylan Leach	Arkansas
Matthew Magre	Arkansas
Will McEntire	Arkansas
Zack Morris	Arkansas
Miller Pleimann	Arkansas
Gabriel Starks	Arkansas
Evan Taylor	Arkansas
Heston Tole	Arkansas
Cayden Wallace	Arkansas
Mason Barnett	Auburn
Trace Bright	Auburn
Blake Burkhalter	Auburn
Garrett Farquhar	Auburn
Brooks Fuller	Auburn
Josh Hall	Auburn
Hayden Mullins	Auburn
Garrett Wade	Auburn
Bryson Ware	Auburn
Kris Armstrong	Florida
Hunter Barco	Florida
Kendrick Calilao	Florida
Nick Ficarratta	Florida
Colby Halter	Florida
Wyatt Langford	Florida
Timmy Manning	Florida
Hunter McMullen	Florida
Garrett Milchin	Florida
Tyler Nesbitt	Florida
Nick Pogue	Florida
Blake Purnell	Florida
Josh Rivera	Florida
Brandon Sprout	Florida
Tucker Talbott	Florida
Sterlin Thompson	Florida
Will Pearson	Georgia
Jonathan Cannon	Georgia
Corey Collins	Georgia
Max De Jong	Georgia
Fernando Gonzalez	Georgia
Parks Harber	Georgia
Randon Jernigan	Georgia
Bryce Melear	Georgia
Tripp Moore	Georgia
Will Pearson	Georgia
Michael Polk	Georgia
Garrett Spikes	Georgia
Liam Sullivan	Georgia
Cole Tate	Georgia
Connor Tate	Georgia
Lane Watkins	Georgia
Ryan Hagenow	Kentucky
Sean Harney	Kentucky
Daniel Harper	Kentucky
Mason Hazelwood	Kentucky
Wyatt Hudepohl	Kentucky
Zack Lee	Kentucky
Kirk Liebert	Kentucky
Seth Logue	Kentucky
Nolan McCarthy	Kentucky
Jacob Plastiak	Kentucky
Ryan Ritter	Kentucky
Alonzo Rubalcaba	Kentucky
Austin Strickland	Kentucky
Cade Beloso	LSU
Callier Crawford	LSU



ACADEMIC HONORS

Gavin Dugas	LSU	Jalen Vasquez	South Carolina
Garrett Edwards	LSU	Jordan Beck	Tennessee
Ty Floyd	LSU	Kirby Connell	Tennessee
Michael Fowler	LSU	Jared Dickey	Tennessee
William Hellmers	LSU	Hunter Ensley	Tennessee
Alex Milazzo	LSU	Hollis Fanning	Tennessee
Blake Money	LSU	Jake Fitzgibbons	Tennessee
Will Safford	LSU	Austen Jaslove	Tennessee
Hayden Travinski	LSU	Ben Joyce	Tennessee
Trent Vietmeier	LSU	Cortland Lawson	Tennessee
Kemp Alderman	Ole Miss	Luc Lipcius	Tennessee
Cole Baker	Ole Miss	Trey Lipscomb	Tennessee
Justin Bench	Ole Miss	Will Mabrey	Tennessee
Charles Reagan Burford	Ole Miss	Mark McLaughlin	Tennessee
Wes Burton	Ole Miss	Jorel Ortega	Tennessee
Maxwell Ciaffi	Ole Miss	Drew Patterson	Tennessee
Jack Dougherty	Ole Miss	Ethan Payne	Tennessee
Timothy Elko	Ole Miss	Evan Russell	Tennessee
Jacob Gonzalez	Ole Miss	Shawn Scott	Tennessee
Calvin Harris	Ole Miss	Camden Sewell	Tennessee
Brandon Johnson	Ole Miss	Logan Steenstra	Tennessee
Jackson Kimbrell	Ole Miss	Charlie Taylor	Tennessee
Hayden Leatherwood	Ole Miss	Blade Tidwell	Tennessee
Knox Loposer	Ole Miss	Redmond Walsh	Tennessee
TJ McCants	Ole Miss	Tommy Wilcox	Tennessee
Mitch Murrell	Ole Miss	Robert Antonetti	Texas A&M
Hudson Sapp	Ole Miss	Rody Barker	Texas A&M
Bennett Van Cleve	Ole Miss	Khristian Curtis	Texas A&M
Garrett Wood	Ole Miss	Brett Minnich	Texas A&M
Brooks Auger	Mississippi State	Dylan Rock	Texas A&M
Cole Cheatham	Mississippi State	Taylor Smith	Texas A&M
Kellum Clark	Mississippi State	Jordan Thompson	Texas A&M
Aaron Downs	Mississippi State	Matt Tucker	Texas A&M
Lane Forsythe	Mississippi State	Trevor Werner	Texas A&M
Jackson Fristoe	Mississippi State	Walker Zander	Texas A&M
Revy Higgins	Mississippi State	Nelson Berkwich	Vanderbilt
KC Hunt	Mississippi State	Enrique Bradfield Jr.	Vanderbilt
Kamren James	Mississippi State	Jack Bulger	Vanderbilt
Preston Johnson	Mississippi State	Michael Doolin	Vanderbilt
Pico Kohn	Mississippi State	Brett Hansen	Vanderbilt
Drew McGowan	Mississippi State	Calvin Hewett	Vanderbilt
Davis Meche	Mississippi State	Sam Hliboki	Vanderbilt
Taylor Montiel	Mississippi State	Spencer Jones	Vanderbilt
Stone Simmons	Mississippi State	Dominic Keegan	Vanderbilt
Landon Sims	Mississippi State	Tate Kolwyck	Vanderbilt
Brayland Skinner	Mississippi State	Nick Maldonado	Vanderbilt
Brandon Smith	Mississippi State	Chris McElvain	Vanderbilt
Cade Smith	Mississippi State	Grayson Moore	Vanderbilt
Parker Stinnett	Mississippi State	Parker Noland	Vanderbilt
Drew Talley	Mississippi State	Hunter Owen	Vanderbilt
Jack Walker	Mississippi State	Patrick Reilly	Vanderbilt
Andrew Walling	Mississippi State	Thomas Schultz	Vanderbilt
Bradley Wilson	Mississippi State		
Garrison Bennett	Missouri		
Michael Coletta	Missouri		
Joshua Day	Missouri		
Drew Garrett	Missouri		
Jacob Kush	Missouri		
Ian Lohse	Missouri		
Brenner Maloney	Missouri		
Luke Mann	Missouri		
Spencer Miles	Missouri		
Torin Montgomery	Missouri		
Tre Morris	Missouri		
Benjamin Pedersen	Missouri		
Halden Phelps	Missouri		
Kyle Potthoff	Missouri		
Thomas Springer	Missouri		
Austin Troesser	Missouri		
Tyler Wilmsmeyer	Missouri		
Parker Wright	Missouri		
Matthew Becker	South Carolina		
Julian Bosnic	South Carolina		
Alek Boychuk	South Carolina		
Connor Cino	South Carolina		
Robert Dantin	South Carolina		
Thad Ector	South Carolina		
Andrew Eyster	South Carolina		
James Hicks	South Carolina		
Matt Hogan	South Carolina		
Eli Jones	South Carolina		
Jack Mahoney	South Carolina		
Cole Messina	South Carolina		
Josiah Sightler	South Carolina		
Sam Simpson	South Carolina		
Evan Stone	South Carolina		
Wesley Sweatt	South Carolina		
Cam Tringali	South Carolina		

Alabama

Alex Avila (2010-21). Red Barnes (1927-30). John Baumgartner (1953). Jack Bolling (1939, '44). Daniel Boone (1919-22). Ike Boone (1923-25, '27-30). Vic Bradford (1943). Jeremy Brown (2006). John Campbell (1933). Andy Cohen (1926-29). Syd Cohen (1934-37). Bruce Connaster (1931-32). Lance Cormier (2006-07, 09-11). Matt Downs (2011-12). Jim Dunn (1952). Verdo Elmore (1924). **Matt Foster (2020-22)**. Hersh Freeman (1952-58). Grant Gillis (1927-29). Taylor Guilbeau (2019-20). Jackie Hayes (1927-40). Greg Hibbard (1989-94). Walter Hilcher (1931-36). Butch Hobson (1975-82). Randy Hunt (1985-86). **Tommy Hunter (2010-22)**. Bryan Kelly (1986-87). Jack Kubiszyn (1961-62). Doc Land (1929). Al Lary (1954-55). Frank Lary (1954-65). Wade LeBlanc (2008-14, 2016-21). Dave Magadan (1986-2000). Frank Menechino (1999-2003; 2005). Dustan Mohr (2001-2006). Adam Morgan (2015-21). Guy "Moose" Morton (1914-24). Jimmy Nelson (2013-21). Ray Pepper (1932-36). Andy Phillips (2005-06). Paul Phillips (2006). Del Pratt (1912-24). **David Robertson (2010-22)**. Lee Rogers (1938). Max Rosenfeld (1931-33). Josh Rutledge (2013-17). Mo Sanford (1991, 93, 95). Skeeter Scalzi (1939). LeGrant Scott (1939). Ken Sears (1943, '46). Joe Sewell (1920-33). Luke Sewell (1921-39, 42). Tommy Sewell (1927). Jim Sheehan (1936). Craig Shipley (1986-87, 89, 91-98). Fred Sington (1934-39). Bobby Sprowl (1978-81). Riggs Stephenson (1921-34). Lena Stiles (1930-32). Jim Tabor (1938-47). Taylor Tankersley (2007-08). Spencer Turnbull (2018-21). Joe Vitiello (1995-2000). Ed White (1955). Ernie Wingard (1924-27). Al Worthington (1953-69). Tim Young (1998, 2000).

Arkansas

Darrel Akerfelds (1986-87, '89-91). **Brian Anderson (2017-22)**. **Jalen Beeks (2018-22)**. **Andrew Benintendi (2016-22)**. Sid Benton (1922). Bud Bloomfield (1963-64). Mike Bolsinger (2014-16). Kevin Campbell (1991-94). Cody Clark (2013). Chuck Corgan (1925, '27). Bubba Carpenter (2000). Al Cypert (1914). Brett Eibner (2016). BreBabe Ellison (1916-20). Matt Erickson (2004). Logan Forsythe (2011-20). Craig Gentry (2012-18). Minter Carney "Jackie" Hayes (1927-40). Gerald Hannahs (1976-79). Howard Hilton (1990). Eric Hinske (2002-03, 2005-13). Dick Hughes (1966-68). Randy Jackson (1950-59). **Zach Jackson (2022)**. Charlie Jamerson (1924). Skeeter Kell (1952). Jeff King (1989-99). **Dallas Keuchel (2012-22)**. Jeff King (1989-97, 99). Jimmy Kremers (1990). **Evan Lee (2022)**. Cliff Lee (2004-09-12-14). Les Lancaster (1987-93). Dixie Leverett (1922-29). Tim Lollar (1980-86). **James McCann (2014-22)**. Kevin McReynolds (1983-94). Darren O'Day (2015-16). Mike Oquist (1993-99). Tom Pagnozzi (1987-98). Blake Parker (2012-21). Rick Parker (1990-91). Kit Pellow (2004). Robert Person (1999). **Colin Poche (2019, 22)**. Scott Pose (1993-94, 1997-2000). Johnny Ray (1981-90). **Matt Reynolds (2016-18, 22)**. Ronn Reynolds (1982-83, '85-90). Pat Rice (1991). Tim Sherrill (1990-91). **Drew Smyly (2012-16, 22)**. **Ryne Stanek (2017-22)**. **Trevor Stephan (2022)**. Phillip Stidham (1994-96). Chuck Thompkins (1912). Jess Todd (2009-10). John Vann (1913). Matt Wagner (1996). Jim Walkup (1934-39). Duke Welker (2013). Jack Whillock (1971-72). Andy Wilkins (2014). Roy Wood (1913-15). Dan Wright (2002-03).

Auburn

Jack Baker (1976-77). Sam Barnes (1921). Colter Bean (2005-07). Joe Beckwith (1979-80, '82-86). Mark Bellhorn (1997-98; 2000-07). Chris Bootcheck (2003, 2005-09, 2013). Sol Carter (1931). Justin Christian (2008, 2011-12). **Garrett Cooper (2017-22)**. Evan Crawford (2012). Grant Dayton (2016-17, 19-21). **Josh Donaldson (2010-22)**. Charlie Gibson (1924). George Grant (1923-31). Ivy Griffin (1919-21). Gabe Gross (2005-10). Josh Hancock (2006-07). Bryan Hebson (2003). Billy Hitchcock (1942, 1946-53). Jimmy Hitchcock (1938). Tim Hudson (1999-2011-2015). Tug Hulett (2008-09). Bo Jackson (1986-91, 1993-94). Stacy Jones (1991, 1996). Pat Keedy (1985, '87, '89). Gabe Klobosits (2021). Alan Koch (1963-64). Bill Latham (1985-86). Terry Leach (1981-92). Ernie Manning (1914). Andy Merchant (1975-76). **Casey Mize (2020-22)**. Willard Nixon (1950-58). Gregg Olson (1988-01). Jimmy Outlaw (1937-39, 1943-49). **Josh Palacios (2021-22)**. Ray Prim (1933-35, '43, '45-46). Jim Pyburn (1955-57). Steven Register (2008-09). David Ross (2008-16). Ben Sankey (1929-31). Ed Sherling (1924). Red Smith (1911-19). Levale Speigner (2007-08). Scott Sullivan (1995-2004). Stuart Tate (1989). Clete Thomas (2008-09; '12-13). Frank Thomas (1990-2008). **Keegan Thompson (2021-22)**. Taylor Thompson (2014). Coot Veal (1958-63). Johnny Watwood (1929-33, '39). Trey Wingenter (2018-19).

Florida

Pete Alonso (2019-22). **Shaun Anderson (2019-22)**. Bryan Augenstein (2009; 2011); Dennis K. Aust (1965-66). **Harrison Bader (2017-22)**. Ross Baumgarten (1978-82). Henry T. Boney (1927). Rodney Brewer (1990-93). John Burke (1996-98). John H. Burnett (1927-35). James B. "Tiny" Chaplin (1928; '30-31, '36). Kevin Chapman (2013-16). Douglas M. Corbett (1980-87). Matt Den Dekker (2013-16). **Dane Dunning (2020-22)**. **Anthony DeSclafani (2014-22)**. Robert Dodd (1998). David Eckstein (2001-10). Dave Eiland (1989-95). Mark Ellis (2003-14). **Alex Faedo (2022)**. William J. Ferrazzi (1935). Cole Figueroa (2014-16). Jeffrey T. Fischer (1987, '89). Josh Fogg (2002-08). Nolan Fontana (2017-19). William A. Graham (1966-67). Witt O. Guise (1940). **Dalton Guthrie (2022)**. Eric Hanhold (2018). Roger Holt (1980). **Jonathan India (2021-22)**. Brian Jeroloman (2011). Mark Kiger (2006). **Mark Kolozsvary (2022)**. **Jackson Kowar (2021-22)**. Matt LaPorta (2009-11). Steve Lombardozzi (1985-90). Scott Lusader (1987-91). Austin Maddox (2017). Nick Maronde (2012-14). **Richie Martin (2019, 22)**. Jamie McAndrew (1992, 1995-97). Rob Murphy (1985-95). **Darren O'Day (2008-22)**. Tim Olson (2004). Randy O'Neal (1984-89). Javier Ortiz (1990-91). Mike Perez (1990-96). Chan Perry (2000, '02). Herbert Perry (1994-

98, 2000-04). Kevin Polcovich (1997-98). Ned S. Porter (1926-27). Bobby Poyner (2018-19). **A.J. Puk (2019, 22)**. Ryan Raburn (2004, 2007-17). William T. Ramsey (1945). Lance C. Richbourg (1921, '24, '27-32). Paul Rigdon (2001-02). 2-Albert L. "Flip" Rosen (1947-56). Paco Rodriguez (2013-15). Al Rosen (1947). Steve Rosenberg (1989-93). David Ross (2002-05, 2007-16). Scott Ruskin (1990-93). Ryan Sadowski (2009). Justin Shafer (2018-20). **Brady Singer (2020-22)**. Ryan Shealy (2007). **Kirby Sneed (2021-22)**. Mike Stanley (1986-2000). Haywood Sullivan (1955; '57, '59-63). Marc Sullivan (1982-87). Nicholas Testa (1958). Robby Thompson (1986-96). Preston Tucker (2015-16). Marc Valdes (1995-99). Brad Wilkerson (2002-08). Dale J. Willis (1963). **Danny Young (2022)**. **Mike Zunino (2013-22)**.

Georgia

Alf Anderson (1941-42, 46). Gordon Beckham (2010-19). Mitchell Boggs (2008-13). D. Timon Bowden (1914). Brooks Brown (2014-15). Marty Brown (1988-90). Cris Carpenter (1988-96). Steve Carter (1989-90). Spurgeon "Spud" Chandler (1937-47). Glenn Davis (1984-93). Claude "Deek" Derrick (1910-14). **Kyle Farmer (2017-22)**. Josh Fields (2013-18). Dave Fleming (1991-95). T. Rucker Ginn (1914). **Justin Grimm (2012-18, 20, 22)**. Robby Hamrick (2003-04, 2006-08, 2011). Ken Holloway (1922-30). Jim Hunter (1991). Robby Hamrick (2003-04, 2007-09). Jeff Keppinger (2004, 2006-13). Donald Lassetter (1957). Derek Lilliquist (1989-96). Larry Littleton (1981). Jefferson McCleskey (1913). Brian Powell (1998, 2000-04). Nolen Richardson (1929; '31-32, '35, '38-39). Johnny Rucker (1940-41, '43-46). Fred Sale (1924). Clint Sammons (2007-09). Chick Shiver (1931, '34). John Slappey (1920). Chris Stowers (1999). Homer Thompson (1912). T. Carl Thompson (1912). Jeff Treadway (1987-95). Jim Umbricht (1959-63). **Jared Walsh (2019-22)**. Mark Watson (2000, 2002). **Alex Wood (2013-22)**

Kentucky

Jeff Abbott (1997-2000). Andrew Albers (2013-17). Joe Blanton (2004-17). Rod Bolton (1993-98). Derek Bryant (1979). Steve Dixon (1993-96). Joe Blanton (2005-13). Kyle Cody (2020-21). Collin Cowgill (2012-16). Logan Darnell (2014). Scott Downs (2000, 2006-14). Doug Flynn (1975-1985). Marvis Foley (1978-82, '84). **Trevor Gott (2015-22)**. Andy Green (2006). Tom Grubbs (1920); Rodney Henderson (1990-92). **Sean Hjelle (2022)**. Irv Jeffries (1930-31, 1934); Jeff Keener (1982-83). Paul Kilgus (1987-91, 1993-96). Larry Leubbers (1993, 1995-98). Jim Leyritz (1991-2000). **Zach Logue (2022)**. Luke Maile (2015-20). Alex Meyer (2015-17). Cotton Nash (1967, '69-70). Jim Park (1915-17). Jeff Parrett (1986-97). James Paxton (2013-21). Tim Peterson (2018-19). **Zach Reks (2021-22)**. A.J. Reed (2016-19). **T.J. Riddle (2017-22)**. **Taylor Rogers (2016-22)**. Chris Rusin (2012-20). Jack Savage (1987; '89-90). Chandler Shepherd (2019-20). Terry Shumpert (1990-91, 1993-2003). Mark Thompson (1994-98, 2000). **Zack Thompson (2022)**. **Ka'ai Tom (2021-22)**. William Vanlandingham (1994-98). Brandon Webb (2004-11). Evan White (2020-21).

LSU

Joe Bill Adcock (1950-66). Kurt Ainsworth (2001-05). A.W. Baird (1917, '19). Sean Barker (2007). Albert Belle (1989-2003). Buddy Blair (1942). **Alex Bregman (2016-22)**. Jim Bowie (1994-95). Paul Byrd (1995-2003, 2005-09). Matt Clark (2014). Louis Coleman (2011-16, 2018). Roy Corcoran (2009). Walker Cress (1948-49). Alvin Dark (1946, '48-60). Greg Deichmann (2021). Ryan Eades (2019). John Feltzer (1948). Mike Fontenot (2008-12). **Jake Fraley (2019-22)**. Mark Freeman (1959-60). Charlie Furbush (2012-15). **Kevin Gausman (2013-22)**. Nick Goody (2015-20). Rick Greene (1999-2000). Mark Guthrie (1989-2003). Will Harris (2012-21). Brad Hawpe (2005-11). Eric Hetzel (1989-90). Aaron Hill (2005-17). Trey Hodges (2002-03). Roland B. Howell (1912). Russ Johnson (1997-02). JaCoby Jones (2016-21). Ryan Jorgensen (2005, '07-08). Randy Keisler (2000-02). **Alex Lange (2021-22)**. Brandon Larson (2001-03). Brett Laxton (1999-2000). **DJ LeMahieu (2011-22)**. Curtis Leskanic (1993-04). Todd Lindon (2007). Dave Madison (1950, '52-53). Barry Manuel (1991-98). Mikie Mahtock (2015-19). Ben McDonald (1989-98). Mike Miley (1975-76). Joe Mook (1967). Warren Morris (1999-2002). Lyle Mouton (1995-97, 2000). **Aaron Nola (2015-22)**. **Austin Nola (2019-22)**. John O'Donoghue (1993-94). Chad Ogea (1994-99). Keith Osik (1996-98, 2000-04). **Michael Papierski (2022)**. Clay Parker (1987, '89). Anthony Ranaudo (2014-16). Jeff Reboulet (1992-02). Armando Rios (1998, 2000-03). **Kramer Robertson (2022)**. Nick Rumbelow (2016, 18-19). Connie Ryan (1942-44, '46-54). Billy Sadler (2006). Ryan Schimpf (2016-18). Andy Sheets (1996-01). Mike Sirota (1995-2000). **Josh Smith (2022)**. Greg Smith (2010). Riley Smith (2020-21). Russ Springer (1992-98, 2000, 2003, 2005-09). Nick Stavinocha (2010). Andrew Stevenson (2017-21). Art "Red" Swanson (1955-57). Brian Tallet (2002, 2006, 2008-11). Ryan Theriot (2007-12). Ryan Verdugo (2012). Jack Voigt (1992-98). Todd Walker (1996-2003, 2005-07). Randy Wiles (1977). Brian Wilson (2008-14). Eddie Yarnall (1998-2000). Shane Youman (2006-07).



SEC IN THE MAJOR LEAGUES

Ole Miss

Tucker Ashford (1976-78, '80-81, '83-84). Aaron Barrett (2014-15, 19-20). T.J. Beam (2006-'08). Ryan Bukvich (2002-05). Jeff Calhoun (1984-88). Mickey Callaway (1999, 2002-04). Chris Coghlan (2009-17). Orlin Collier (1931). Zack Cozart (2011-19). David Dellucci (1997-2009). Steve Dillard (1975-82). Matt Duff (2002). **Chris Ellis (2019, 22)**. Joe Evans (1915-25). Jeff Fassero (1991-2006). **Nick Fortes (2022)**. Joe Gibbon (1960-72). Jake Gibbs (1962-71). David Goforth (2015-17). Justin Huisman (2004). Phillip Irwin (2013-14). Keith Johns (1998). Tyler Keenan (2020). Don Kessinger (1964-79). Keith Kessinger (1993). Bobby Kielty (2001-05, 2007). Pete Ladd (1979, '82-86). Braxton Lee (2018). **Lance Lynn (2011-22)**. Matt Maloney (2011-12). Ed Marshall (1929-32). Brian Maxcy (1995). **Mike Mayers (2016, 19-22)**. James McArthur (2021). Charlie Moss (1934-36). Ike Pearson (1939-42, '46, '48). Drew Pomeranz (2011-21). Alex Presley (2010-17). Jack Reed (1961-63). Laddie Renfroe (1991). Pete Shields (1915). **Chad Smith (2022)**. Seth Smith (2007-17). Chris Snopce (1995-98). Matt Tolbert (2008, 2010-11). Matt Tracy (2015). Stuart Turner (2017). Jacob Waguespack (2019-20). Bobby Wahl (2017-20). Gerald "Gee" Walker (1931-45). Bobby Wahl (2017-18). Hub Walker (1931, 1935-37, 45). Skeeter Webb (1932, '38-48).

Mississippi State

Graham Ashcraft (2022). Glen "Lefty" Bolton (1928). Jeff Brantley (1988-2001). Ed Chapman (1933). Travis Chapman (2003). Bubba Church (1950-55). Will Clark (1986-2000). Hugh Critz (1924-35). Eric DuBose (2002-04, 2006). Ed Easley (2015). Sammy Ellis (1962, '64-69). Bobby Etheridge (1967, '69). Rags Faircloth (1919). Dave "Boo" Ferris (1945-50). **Adam Frazier (2016-22)**. Matt Ginter (2000-03, 2005). Chad Gironi (2016). Alex Grammas (1954-56, '59-68). **Kendall Graveman (2014-18, 20-22)**. Paul Gregory (1932-33). Bunn Hearn (1910-11, 1913, 1915, 1918-20). Jonathan Holder (2016-20). Jim Howarth (1971-74). **Dakota Hudson (2018-22)**. Alan Johnson (2011). Jon Knott (2004, '06-07). Jack Kruger (2021). Jack Lazorko (1984-89). Jacob Lindgren (2015). Carlton Loewer (1998-2001). **Nate Lowe (2019-22)**. Jim Lyle (1925). Paul Maholm (2005-14). Brandon Medders (2007-10). Monroe Mitchell (1923). Willie Mitchell (1909-19). Tyler Moore (2012-17). Mitch Moreland (2010-21). Buddy Myer (1925-41). Bobby Myrick (1976-79). Rafael Palmeiro (1986-2005). Jonathan Papelbon (2006-16). Adam Piatt (2000-03). **Konnor Pilkington (2022)**. Jay Powell (1995-2004). Gary Roth (1998). **Hunter Renfroe (2016-22)**. Jim Roberts (1924-25). Jacob Robson (2021). **Brent Rooker (2020-22)**. Jon Shave (1993, 1998-99). **Ethan Small (2022)**. Homer Spragins (1947). **Chris Stratton (2016-22)**. Ken Tatum (1969-74). Craig Tatum (2010). Bobby Thigpen (1986-94). Del Unser (1968-82). Fred Walters (1945). Sid Womack (1926). Doc Wood (1923). **Brandon Woodruff (2017-22)**. Pete Young (1992-93).

Missouri

Phil Bradley (1983-90). Jeff Cornell (1984). Aaron Crow (2011-14). Jack Davis (1957). John Dettmer (1994-95). **Peter Fairbanks (2019-22)**. **Kyle Gibson (2013-22)**. Brett Graves (2018). Jay Hankins (1961, '63). Rich Henninger (1973). **Tanner Houck (2021-22)**. Charlie James (1960-65). Justin James (2010). Ian Kinsler (2006-19). Tim Lardner (1981-89). **Josh Lester (2022)**. Scott Little (1989). Ryan Lollis (2015). Doug Mathis (2008-10). Ron Mathis (1985, '87). Reggie McClain (2019-20). Carl Miles (1940). **Bryce Montes de Oca (2022)**. Dennis Musgraves (1965). Brett Nicholas (2016-17). John O'Donoghue (1963-71). Dave Otto (1987-94). **Michael Plassmeyer (2022)**. Hubert Prueitt (1922-24, '27-28, '30, '32). **Max Scherzer (2008-22)**. Jerry Schoonmaker (1955, '57). John Sevcik (1965). Mike Shannon (1962-70). Sonny Siebert (1964-75). Dave Silvestri (1992-99). Bob "Turkey" Smith (1948-50). Matt Stites (2014-15). Nick Tevesch (2013-14, 2016). **Rob Zastryzny (2016-18, 22)**.

South Carolina

Kent Anderson (1989-90). **Jackie Bradley Jr. (2013-22)**. **Jonah Bride (2022)**. Billy Buckner (2007-10, 2013-14). Brian Buscher (2007-09). Bert "Chappy" Chaplin (1920-22). Lonnie Chisenhall (2011-18). Sumpter Clarke (1920, '23-24). David Coble (1939). Mike Cook (1986-89). Jon Coutlangus (2007). D.T. Cromer (2000-01). Tripp Cromer (1993-95; 1997-2000). **Will Crowe (2020-22)**. James Darnell (2011-12). Elzie Dudley (1929-33). Sam Dyson (2012-19). Adam Everett (2001-04, 2006-11). Don Gordon (1986-88). **Grayson Greiner (2018-22)**. Lee Gronkiewicz (2007). Garry Hancock (1978-84). **Heath Hembree (2013-22)**. Dave Hollins (1990-02). George Jeffcoat (1936-37, '39, '43). Brett Jodie (2001). Greg Keatley (1981). Gary Lance (1977). Bill Landrum (1986-93). Jim Lewis (1979, '82-83). Ed Lynch (1980-87). Randy Martz (1980-83). Marcus McBeth (2007). James "Doc" McJames (1895-99, '01). Kevin Melillo (2007). **Whit Merrifield (2016-22)**. Drew Meyer (2006). **Jordan Montgomery (2017-22)**. **Cody Morris (2022)**. Jim Pankovits (1984-88, '90). Steve Pearce (2007-19). Landon Powell (2009; 2011). Brian Roberts (2001-14). Michael Roth (2013-14, 2016). **Clark Schmidt (2020-22)**. **Max Schrock (2020-22)**. Hank Small (1978). Sydney Smith (1908, '10-11, '14-15). Justin Smoak (2010-20). Roxy Snipes (1923). Steven Tolleson (2010, '12, '14-15). Jeff Twitty (1980). Fritz Von Kolnitz (1914-16). **Christian Walker (2014-22)**. Tyler Webb (2017-21). **Taylor Widener (2022)**. Brian Williams (1991-99). Mookie Wilson (1980-91).

Tennessee

J.P. Arencibia (2011-13). Ed Bailey (1953-66). Julio Borbon (2010-11, 2013). Tommy Bridges (1930-43, 1945-46). Chris Burke (2005-08). Frank Callaway (1921-22). Ben Cantwell (1927-37). Alan Cockrell (1996). Garrett Crochet (2020-21). Hank DeBerry (1916-17, 1922-30). Rich DeLucia (1990-99). R.A. Dickey (2001, '03-06, '08-17). Mike DiFelice (1996-2003). Sam Ewing (1973, 1976-78). Phil Garner (1973-88). Zack Godley (2016-21). **Yan Gomes (2012-22)**. Chase Headley (2007-18). Deunte Heath (2012-13). Bronson Heflin (1996). Todd Helton (1997-2013). Luke Hochevar (2010-16). Rick Honeycutt (1977-97). Luke Hudson (2002, 2005-08). J. Hunter Lane (1924). Mike Lincoln (1999-2004, 2008-10). Josh Lindblom (2011-14, 17, 20-21). Bill McAllester (1913). Joe McClain (1961-62). Pat McGlothlin (1949-50). Greg McMichael (1993-2000). Charlie Moran (1903). Tommy O'Brien (1943-45, 1950). Augie Ojeda (2000-02, 2008-10). Joe Randa (1995-2006). Rich Rodriguez (1990-2003). Steve Searcy (1988-92). **Nick Senzel (2019-22)**. **Chase Silseth (2022)**. **Drew Steckenrider (2017-22)**. Christian Stewart (2018-20). Mike Smithson (1982-89). Sammy Strang (1896-1908). Bubba Trammell (1997-2003). Don Williams (1958-60).

Texas A&M

Chad Allen (1999-05). Justin Atchley (2001). Mike Balenti (1911-13). Kevin Beirne (2000-02). Roy "Beau" Bell (1935-41). Matt Blank (2000-01). Robert Bonner (1980-83). Lou Camilli (1969-72). John Carden (1946). Chris Clemons (1997). H.W. "Rip" Collins (1920-31). Sherman Corbett (1988-90). Steve Davis (1985-89). Casey Fossum (2001-09). Jeff Granger (1993-97). Tim Griesenbeck (1920). Bernie Henderson (1921). **Ryan Hendrix (2021-22)**. Brandon Hicks (2010-14). Stan Hollmig (1949-51). Joel Hunt (1931-32). Davey Johnson (1965-78). Zach Johnson (2006-09). Ray Katt (1952-59). Logan Kensing (2004-16). Chuck Knoblauch (1991-02). Jess Landrum (1938). Bryan "Twig" Little (1982-86). Scott Livingstone (1991-98). Rick Luecken (1989-90). Ever Magallanes (1991). **Corbin Martin (2019, 21-22)**. Kyle Martin (2017). **Daniel Mengden (2016-22)**. **A.J. Minter (2017-22)**. Wally Moon (1951-66). Trey Moore (1998-01). J.T. "Jake" Mooty (1936-44). **Tyler Naquin (2016-22)**. Les Peden (1953). Cliff Pennington (2008-18). **Brooks Raley (2012-13, 20-22)**. Doug Rau (1972-81). Robert Ray (2009-10). Eric Reid (2006-07). E.E. "Topper" Rigney (1922-27). Rich Robertson (1993-98). Mark Ross (1982-90). Justin Ruggiano (2007-16). Ryan Rupe (1999-03). Bill Sodd (1937). **Ross Stripling (2016-22)**. Russ Swann (1989-94). Mark Thurmond (1983-90). Jason Tyner (2000-08). **Michael Wacha (2013-22)**. Kevin Whelan (2011-14). Alex Wilson (2013-19). Kelly Wunsch (2000-05).

Vanderbilt

Pedro Alvarez (2011-18). Mike Baxter (2010-15). **Tyler Beede (2018-19, 21-22)**. **JJ Bleday (2022)**. Ben Bowden (2021). **Walker Buehler (2017-22)**. **Curt Casali (2014-22)**. Nick Christiani (2013-14). Joey Cora (1987, '89-98). **Jason Daryl (2022)**. Ryan Flaherty (2012-19). Carson Fulmer (2016-21). **Sonny Gray (2013-22)**. Taylor Hill (2014-15). Matt Kata (2003-05, 2007). **Tony Kemp (2016-22)**. Jensen Lewis (2008-10). Scotti Madison (1985-89). **Mike Minor (2010-22)**. **Penn Murphy (2022)**. Josh Paul (2000-07). **David Price (2008-19, 21-22)**. **Bryan Reynolds (2019-22)**. Antao Richardson (2011, 14). Scott Sanderson (1978-96). **Sam Selman (2019-22)**. **Jordan Sheffield (2021-22)**. **Collin Snider (2022)**. Jeremy Sowers (2007). **Dansby Swanson (2016-22)**. **Drew VerHagen (2014-19, 22)**. Mike Willis (1977-81). **Kyle Wright (2019-22)**. **Mike Yastrzemski (2019-22)**.

BOLDFACE indicates active at some point during the 2022 season.

COACHING RECORDS

By Victories

(Minimum five years as head coach and 100 wins)

Name, Institution	Yrs	W	L	T	Pct.
1. Ron Polk, Miss. St. (1976-97; 02-08); UG (2000-01)	31	1218	638	2	.656
2. Skip Bertman, LSU (1984-2001)	18	870	330	3	.725
3. Mike Bianco, Ole Miss (2001-Present)	22	854	485	1	.638
4. Tim Corbin, Vanderbilt (2003-Present)	20	841	400	1	.678
5. Dave Van Horn, Arkansas (2003-Present)	20	796	423	0	.653
6. Ray Tanner, South Carolina (1997-2012)	16	738	316	0	.700
7. Keith Madison, Kentucky (1979-2003)	25	735	638	5	.535
8. Rod Delmonico, Tennessee (1990-2007)	18	699	406	0	.633
9. Roy Mewbourne, Vanderbilt (1979-2002)	24	655	608	9	.517
10. Hal Baird, Auburn (1985-2000)	16	634	328	0	.659
11. Jim Wells, Alabama (1994-2009)	15	626	321	0	.661
12. Paul Mainieri, LSU (2007-2021)	15	641	285	3	.692
13. Kevin O'Sullivan, Florida (2008-Present)	15	627	302	0	.613
14. Dave Fuller, Florida (1948-75)	28	552	350	5	.611
15. Paul Nix, Auburn (1963-84)	22	506	374	1	.575
16. Steve Webber, Georgia (1981-96)	16	500	402	1	.561
17. Barry Shollenberger, Alabama (1980-94)	15	487	334	2	.593
18. Jake Gibbs, Ole Miss (1972-90)	19	486	389	9	.555
19. John Cohen, Miss. St. (2009-2016), UK (2004-08)	13	459	315	2	.593
20. Joe Arnold, Florida (1985-94)	12	451	244	2	.640
21. Bill Wright, Tennessee (1963-81)	19	408	308	2	.570
22. Pat McMahan, Miss. St. (1998-2001); Fla. (02-07)	11	395	238	1	.624
23. David Perno, Georgia (2002-13)	12	390	335	1	.538
24. Norm DeBriyn, Arkansas (1992-2002)	11	373	273	0	.577
25. Tom Swayze, Ole Miss (1951-71)	21	361	201	2	.640
26. Tilden 'Happy' Campbell (1935-42, 47-63)	25	339	158	0	.682
27. 'Big' Jim Whatley, Georgia (1950, 52-75)	25	334	327	3	.505
28. Paul E. Gregory, Miss. State (1957-74)	18	328	200	1	.621
29. Larry Schmittou, Vanderbilt (1968-78)	11	308	220	4	.583
31. Rob Childress, Texas A&M (2013-2021)	9	333	183	1	.645
30. Gary Henderson, Kentucky, Miss. State (2009-2016,18)	9	297	225	0	.569
32. Andy Lopez, Florida (1994-2001)	7	278	149	1	.651
33. Scott Stricklin, Georgia (2014-Present)	9	270	209	1	.564
34. C.R. "Dudy" Noble, Miss. State (1920-47)	26	267	201	9	.569
35. Jim Smith, LSU (1966-78)	13	238	251	0	.486
36. Hayden Riley, Alabama (1971-79)	9	225	185	0	.549
37. W.P. White, Georgia (1921-33)	13	224	100	7	.687
38. Butch Thompson, Auburn (2016-Present)	7	222	164	0	.575
39. Harry Rabenhorst, LSU (1946-56)	11	220	226	3	.493
40. Jay Bergman, Florida (1976-81)	6	216	113	0	.656

By Percentage

(Minimum five years as head coach and 100 games coached)

Name, Institution	Yrs	W	L	T	Pct.
1. Skip Bertman, LSU (1984-2001)	18	870	330	3	.725
2. Tony Vitello, Tennessee (2018-Present)	5	191	77	0	.713
3. Ray Tanner, South Carolina (1997-2012)	16	738	316	0	.700
4. Paul Mainieri, LSU (2007-2021)	15	641	285	3	.692
5. W.P. White, Georgia (1921-33)	13	224	100	7	.687
6. Tilden 'Happy' Campbell (1935-42, 47-63)	25	339	158	0	.682
7. Tim Corbin, Vanderbilt (2003-Present)	20	841	400	1	.678
8. Frank Moffett, Tennessee (1903-05, 07-10, 18-19)	9	96	48	3	.663
9. Jim Wells, Alabama (1994-2009)	15	626	321	0	.661
10. Hal Baird, Auburn (1985-2000)	16	634	328	0	.659
11. Ron Polk, Miss. St. (1976-97; 02-08); UG (2000-01)	31	1218	638	2	.656
Jay Bergman, Florida (1976-81)	6	216	113	0	.656
13. Dave Van Horn, Arkansas (2003-Present)	20	796	423	0	.653
14. Andy Lopez, Florida (1994-2001)	7	278	149	1	.651
15. Rob Childress, Texas A&M (2013-2021)	9	333	183	1	.645
16. Joe Arnold, Florida (1985-94)	11	434	244	2	.640
Tom Swayze, Ole Miss (1951-71)	21	361	201	2	.640
18. Mike Bianco, Ole Miss (2001-Present)	22	854	485	1	.638
19. Rod Delmonico, Tennessee (1990-2007)	18	699	406	0	.633
20. Pat McMahan, Miss. St. (1998-2001); Fla. (02-07)	11	395	238	1	.624
21. Pete Shields, Ole Miss (1923-31)	9	104	61	2	.623
22. W.D. Chadwick, Miss. State (1910-18)	9	120	71	10	.622
23. Paul E. Gregory, Miss. State (1957-74)	18	328	200	1	.621
24. J.V. Sikes, Georgia (1938-42, 46-47)	7	95	59	1	.616
25. R.P. 'Doc' Patty, Miss. State (1948-56)	9	116	73	0	.614
26. Kevin O'Sullivan, Florida (2008-Present)	15	627	302	0	.613
27. Dave Fuller, Florida (1948-75)	28	552	350	5	.611
28. June Raines, South Carolina (1992-96)	5	173	118	1	.594
29. Barry Shollenberger, Alabama (1980-84)	15	487	334	2	.593
John Cohen, Miss. St. (2009-2016), UK (2004-08)	13	459	315	2	.593
31. Larry Schmittou, Vanderbilt (1968-78)	11	308	220	4	.583
32. Norm DeBriyn, Arkansas (1992-2002)	11	373	273	0	.577
Nick Mingione, Kentucky (2017-Present)	6	176	129	0	.577
34. Paul Nix, Auburn (1963-84)	22	506	374	1	.575
Butch Thompson, Auburn (2016-Present)	7	222	164	0	.575
36. John Whited, Tennessee (1982-87)	6	145	109	0	.571
37. Bill Wright, Tennessee (1963-81)	19	408	308	2	.570
38. C.R. 'Dudy' Noble, Miss. State (1920-47)	26	267	201	9	.569
Gary Henderson, Kentucky, Miss. State (2009-2016,18)	9	297	225	0	.569
40. Ray Didier, LSU (1957-63)	7	104	79	0	.568



NCAA TOURNAMENT

NCAA Regional Records

Year	UA	AR	AU	UF	UG	UK	LSU	UM	MSU	MO	SC	UT	TAM	VU
2002	3-2^	3-0	0-2	3-2^	2-2	--	4-1^	--	--	--	3-1^	--	--	--
2003	1-2	1-2	2-2^	3-2	--	--	3-0^	1-2	2-2^	1-2	3-0	--	2-2^	--
2004	--	4-1^	--	3-0	3-1^	--	3-0^	0-2^	1-2	1-2	3-0^	1-2	3-1	3-0
2005	2-2	2-2	2-2	3-0^	--	--	2-2^	3-0^	2-2	1-2	3-2	3-0^	--	--
2006	3-0^	1-2^	--	--	4-1^	2-2^	--	3-0^	2-2	4-1	3-1	--	--	2-2
2007	--	2-2^	--	--	--	--	--	3-0^	3-0	2-2	3-0^	--	4-1^	3-2^
2008	1-2	0-2	--	0-2	4-1^	2-2	3-0^	2-2	--	1-2	2-2	--	3-1^	1-2
2009	0-2	3-0	--	3-0^	1-2	--	3-0^	3-1^	--	1-2	2-2	--	1-2	3-2
2010	4-1	3-1^	3-2^	3-0^	--	--	1-2	1-2	--	--	3-0^	--	3-2	4-1
2011	2-2	2-2	--	3-0^	2-2	--	--	--	3-0	--	3-0^	--	3-1^	3-0^
2012	--	3-0	--	3-0^	--	2-2	3-0^	2-2	1-2	1-2	3-0^	--	1-2^	2-2
2013	1-2	2-2	--	0-2	--	--	3-0^	1-2	3-1^	--	3-0^	--	2-2	3-1^
2014	3-2	2-2	--	0-2^	--	2-2	2-2^	3-0^	2-2	--	2-2^	--	3-2	3-0^
2015	--	3-0	1-2	3-0^	--	--	3-0^	0-2^	--	--	--	--	4-1^	3-0^
2016	--	--	--	3-0^	--	--	3-1^	0-2^	3-0^	--	4-1^	--	3-0^	0-2^
2017	--	3-2	2-2	3-1^	--	4-1^	3-0^	--	4-1^	--	--	--	3-0^	3-1^
2018	--	3-0^	3-0^	3-1^	2-2	--	2-2	2-2	4-1^	--	3-0^	--	1-2	3-0^
2019	--	3-0^	3-0	1-2	2-2^	--	3-0^	3-0^	3-0^	--	--	2-2	2-2	3-0^
2021	1-2	3-1^	--	0-2^	--	--	4-1	3-1^	3-0^	--	1-2^	3-0^	--	3-0^
2022	--	3-1	3-0^	3-2^	1-2	--	2-2	3-0	--	--	--	3-0^	3-0^	3-2
TOTAL	53-33	66-43	51-33	82-50	33-20	15-13	105-27	54-30	94-50	26-32	87-35	27-13	77-54	48-23

^Host

Super Regional Records

Team	No.	W-L	Games	W-L	Hosted
Alabama	3	1-2	7	3-4	1999, 2006
Arkansas	10	7-3	26	16-10	2004, 15, 18, 19, 21
Auburn	4	2-2	11	5-6	
Florida	10	8-2	24	16-8	2005, 09, 10, 11, 12, 15, 16, 17, 18
Georgia	4	4-0	11	8-3	2001, 06, 08
Kentucky	1	0-1	2	0-2	
LSU	15	8-7	34	18-16	2000, 03, 04, 08, 09, 12, 13, 15, 16, 17, 19
Ole Miss	8	2-6	22	9-13	2005, 06, 09
Miss. State	10	5-5	23	11-12	2007, 16, 19, 21
Missouri	1	0-1	2	0-2	
S. Carolina	13	6-7	33	18-15	2000, 02, 03, 04, 11, 12, 16
Tennessee	4	3-1	9	7-2	2021, 22
Texas A&M	9	4-5	22	10-12	1999, 16, 17, 22
Vanderbilt	10	6-4	24	12-12	2011, 13, 14, 18, 19, 21
Total	102	56-46	250	133-117	

Super Regional Results

Year	SEC Team	Record	Opponent	Site
1999	Auburn	0-2	Florida State	at Tallahassee
	Alabama	2-0	LSU	at Tuscaloosa
	LSU	0-2	Alabama	at Tuscaloosa
2000	S. Carolina	1-2	La.-Lafayette	at Columbia
	Miss. State	0-2	Clemson	at Clemson
	LSU	2-0	UCLA	at Baton Rouge
2001	Miss. State	0-2	CS Fullerton	at Fullerton
	LSU	1-2	Tulane	at Metairie
	S. Carolina	1-2	Stanford	at Palo Alto
	Georgia	2-1	Florida State	at Athens
	Tennessee	2-0	East Carolina	at Kinston
2002	LSU	0-2	Rice	at Houston
	Arkansas	1-2	Clemson	at Clemson
	S. Carolina	2-1	Miami	at Columbia
2003	LSU	2-1	Baylor	at Baton Rouge
2004	S. Carolina	2-0	N. Carolina	at Columbia
	Vanderbilt	0-2	Texas	at Austin
	Arkansas	2-0	Florida State	at Fayetteville
	Georgia	2-0	Georgia Tech	at Atlanta
	S. Carolina	2-0	E. Carolina	at Columbia
	LSU	2-0	Texas A&M	at Baton Rouge
	Florida	0-2	Miami	at Coral Gables
2005	Ole Miss	1-2	Texas	at Oxford
	Tennessee	2-0	Georgia Tech	at Atlanta
	Florida	2-0	Florida State	at Gainesville
2006	Alabama	0-2	N. Carolina	at Tuscaloosa

NCAA TOURNAMENT



	Georgia	2-1	S. Carolina	at Athens
	S. Carolina	1-2	Georgia	at Athens
	Ole Miss	1-2	Miami	at Oxford
2007	Ole Miss	0-2	Arizona State	at Tempe
	Miss. State	2-0	Clemson	at Starkville
	S. Carolina	1-2	N. Carolina	at Chapel Hill
2008	Georgia	2-1	N.C. State	at Athens
	LSU	2-1	UC Irvine	at Baton Rouge
2009	Florida	0-2	Southern Miss	at Gainesville
	Arkansas	2-0	Florida State	at Tallahassee
	Ole Miss	1-2	Virginia	at Oxford
	LSU	2-0	Rice	at Baton Rouge
2010	Arkansas	0-2	Arizona State	at Tempe
	Alabama	1-2	Clemson	at Clemson
	S. Carolina	2-0	Coastal Carol.	at Myrtle Beach
	Vanderbilt	1-2	Florida State	at Tallahassee
	Florida	2-0	Miami	at Gainesville
2011	S. Carolina	2-0	UConn	at Columbia
	Florida	2-1	Miss. State	at Gainesville
	Miss. State	1-2	Florida	at Gainesville
	Vanderbilt	2-0	Oregon State	at Nashville
2012	Florida	2-0	N.C. State	at Gainesville
	S. Carolina	2-0	Oklahoma	at Columbia
	Arkansas	2-1	Baylor	at Waco
2013	LSU	1-2	Stony Brook	at Baton Rouge
	S. Carolina	1-2	N. Carolina	at Chapel Hill
	LSU	2-0	Oklahoma	at Baton Rouge
	Vanderbilt	0-2	Louisville	at Louisville
	Miss. State	2-0	Virginia	at Charlottesville
2014	Vanderbilt	2-1	Stanford	at Nashville
	Ole Miss	2-1	La.-Lafayette	at Lafayette
2015	Arkansas	2-1	Missouri State	at Fayetteville
	Florida	2-0	Florida State	at Gainesville
	LSU	2-0	La.-Lafayette	at Baton Rouge
	Texas A&M	1-2	TCU	at Ft. Worth
	Vanderbilt	2-0	Illinois	at Champaign
2016	Florida	2-1	Florida State	at Gainesville
	LSU	0-2	Coastal Carolina	at Baton Rouge
	Miss. State	0-2	Arizona	at Starkville
	S. Carolina	0-2	Oklahoma St.	at Columbia
	Texas A&M	1-2	TCU	at College Station
2017	Florida	2-1	Wake Forest	at Gainesville
	Kentucky	0-2	Louisville	at Louisville
	LSU	2-0	Mississippi State	at Baton Rouge
	Mississippi State	0-2	LSU	at Baton Rouge
	Texas A&M	2-0	Davidson	at College Station
	Vanderbilt	0-2	Oregon State	at Corvallis
2018	Arkansas	2-1	South Carolina	at Fayetteville
	Auburn	1-2	Florida	at Gainesville
	Florida	2-1	Auburn	at Gainesville
	Mississippi State	2-1	Vanderbilt	at Nashville
	South Carolina	1-2	Arkansas	at Fayetteville
2019	Vanderbilt	1-2	Mississippi State	at Nashville
	Arkansas	2-1	Ole Miss	at Fayetteville
	Auburn	2-1	North Carolina	at Chapel Hill
	LSU	0-2	Florida State	at Baton Rouge
	Ole Miss	1-2	Arkansas	at Fayetteville
	Mississippi State	2-0	Stanford	at Starkville
	Vanderbilt	2-1	Duke	at Nashville
2021	Arkansas	1-2	NC State	at Fayetteville
	LSU	0-2	Tennessee	at Knoxville
	Ole Miss	1-2	Arizona	at Tucson
	Mississippi State	2-1	Notre Dame	at Starkville
	Tennessee	2-0	LSU	at Knoxville
	Vanderbilt	2-0	East Carolina	at Nashville
2022	Arkansas	2-0	North Carolina	at Chapel Hill
	Auburn	2-1	Oregon State	at Corvallis
	Ole Miss	2-0	Southern Miss	at Hattiesburg
	Tennessee	1-2	Notre Dame	at Knoxville
	Texas A&M	2-0	Louisville	at College Station





NCAA TOURNAMENT

College World Series Records and Finishes

Teams (Years Participated) (1947-2016)	App.	Won	Lost	Pct.	1st	2nd	3rd	4th	T5th	T7th
Alabama (1950-83-96-97-99)	5	11	10	.524	0	2	1	0	2	0
Arkansas (1979-85-87-89-2004-09-12-15-18-19-22)	11	19	22	.463	0	2	4	0	2	3
Auburn (1967-76-94-97-19-22)	6	4	12	.250	0	0	0	1	2	3
Florida (1988-91-96-98-2005-10-11-12-15-16-17-18)	12	21	24	.467	1	2	4	0	1	4
Georgia (1987-90-2001-04-06-08)	6	10	11	.476	1	1	1	0	0	3
LSU (1986-87-89-90-91-93-94-96-97-98-2000-03-04-08-09-13-15-17)	18	40	27	.597	6	1	3	1	3	4
Ole Miss (1956-64-69-72-2014-22)	6	10	11	.476	1	0	2	0	1	2
Mississippi State (1971-79-81-85-90-97-98-2007-13-18-19-21)	12	18	24	.429	1	1	2	0	6	2
Missouri (1952-54-58-62-63-64)	6	18	11	.621	1	3	1	0	0	1
South Carolina (1975-77-81-82-85-2002-03-04-10-11-12)	11	32	20	.615	2	4	1	1	1	2
Tennessee (1951-95-2001-05-21)	5	8	10	.444	0	1	2	0	0	2
Texas A&M (1951-64-93-99-2011-17-22)	7	4	14	.222	0	0	1	0	2	4
Vanderbilt (2011-14-15-19-21)	5	20	10	.667	2	2	1	0	0	0
SEC (Using current conference membership)	110	215	206	.511	15	19	23	3	20	30

Arkansas made four appearances as a member of the Southwest Conference (1979-85-87-89).

South Carolina made five appearances as a member of the Metro Conference (1975, 77, 81, 82, 85).

Missouri made six appearances as a member of the Big 8 Conference (1952, 54, 58, 62, 63, 64).

Texas A&M made three appearances as a member of the Southwest Conference (1951, 64, 93) and two as a member of the Big 12 (1999, 2011).

College World Series Results

Year	Team	Record	1986	LSU	1-2	2003	S. Carolina	1-2
1950	Alabama	1-2	1987	Arkansas	1-2 (SWC)		LSU	0-2
1951	Tennessee	4-2		LSU	2-2	2004	Georgia	2-2
	Texas A&M	1-2 (SWC)	1989	Arkansas	1-2 (SWC)		S. Carolina	3-2
1952	Missouri	3-2 (Big 8)		LSU	2-2		Arkansas	0-2
1954	Missouri	5-1 (Big 8)	1990	Georgia	4-1	2005	LSU	0-2
1956	Ole Miss	2-2		LSU	2-2		Florida	3-3
1958	Missouri	4-2 (Big 8)		Miss. State	1-2	2006		0-2
1962	Missouri	0-2 (Big 8)	1991	LSU	4-0	2007	Georgia	0-2
1963	Missouri	2-2 (Big 8)		Florida	2-2		Miss. State	0-2
1964	Texas A&M	0-2 (SWC)	1993	Texas A&M	1-2 (SWC)	2008	Georgia	4-2
	Ole Miss	0-2		LSU	4-1		LSU	1-2
	Missouri	4-2 (Big 8)	1994	LSU	0-2	2009	Arkansas	2-2
1967	Auburn	2-2		Auburn	0-2		LSU	5-1
1969	Ole Miss	1-2	1995	Tennessee	2-2	2010	Florida	0-2
1971	Miss. State	0-2	1996	Alabama	1-2		S. Carolina	6-1
1972	Ole Miss	0-2		Florida	3-2	2011		2-2
1975	S. Carolina	4-2 (Metro)		LSU	4-0		Vanderbilt	3-2
1976	Auburn	0-2	1997	LSU	4-0		Florida	5-0
1977	S. Carolina	3-2		Alabama	4-2		Texas A&M	0-2 (Big 12)
1979	Arkansas	3-2 (SWC)		Auburn	1-2	2012		2-2
	Miss. State	1-2		Miss. State	1-2		S. Carolina	4-3
1981	Miss. State	1-2	1998	LSU	2-2	2013	Miss. State	3-2
	S. Carolina	2-2 (Metro)		Miss. State	1-2		LSU	0-2
1982	S. Carolina	0-2 (Metro)		Florida	0-2	2014		5-1
1983	Alabama	3-2	1999	Alabama	2-2		Vanderbilt	2-2
1985	Arkansas	2-2 (SWC)		Texas A&M	0-2 (Big 12)	2015	Ole Miss	0-2
	S. Carolina	0-2 (Metro)	2000	LSU	4-0		Arkansas	0-2
	Miss. State	2-2	2001	Georgia	0-2		Florida	3-2
				Tennessee	2-2	2016	LSU	1-2
			2002	S. Carolina	4-2		Vanderbilt	4-2
						2017	Florida	0-2
							LSU	5-1
							Texas A&M	4-3
								0-2

NCAA TOURNAMENT



2018	Arkansas	4-2
	Florida	2-2
	Miss. State	2-2
2019	Arkansas	0-2
	Auburn	0-2
	Miss. State	1-2
	Vanderbilt	5-1
2021	Miss. State	5-2
	Tennessee	0-2
	Vanderbilt	4-3
2022	Arkansas	3-2
	Auburn	1-2
	Ole Miss	5-1
	Texas A&M	2-2





NCAA TOURNAMENT

College World Series Coaching Records

Team		App.	Won	Lost	Pct.	1st	2nd	3rd	4th	15th	17th
Alabama											
Tiden Campbell (1950)		1	1	2	.333	-	-	-	-	1	-
Barry Shollenberger (1983)		1	3	2	.600	-	1	-	-	-	-
Jim Wells (1996, 97, 99)		3	7	6	.538	-	1	1	-	1	-
Arkansas											
Norm DeBriyn (1979, 85, 87, 89)		4	7	8	.467	-	1	1	-	2	-
Dave Van Horn (2004, 09, 12, 18, 19, 22)		6	11	12	.478	-	1	3	-	-	2
Auburn											
Paul Nix (1967, 76)		2	2	4	.333	-	-	-	1	-	1
Hal Baird (1994, 97)		2	1	4	.200	-	-	-	-	1	1
Butch Thompson (2019, 22)		2	1	4	.200	-	-	-	-	1	1
Florida											
Joe Arnold (1988, 91)	2	3	4	.429	-	-	1	-	1	-	-
Andy Lopez (1996, 98)	2	2	4	.333	-	-	1	-	-	-	-
Pat McMahon (2005)		1	3	3	.500	-	1	-	-	-	-
Kevin O'Sullivan (2010, 11, 12, 16, 17, 18)		6	10	11	.476	1	1	1	-	-	3
Georgia											
Steve Webber (1987, 90)		2	4	3	.571	1	-	-	-	-	1
Ron Polk (2001)		1	0	2	.000	-	-	-	-	-	1
David Perno (2004, 06, 08)		3	6	6	.500	-	1	1	-	-	1
LSU											
Skip Bertman (1986, 87, 89, 90, 91, 93, 94, 96, 97, 98, 2000)		11	29	13	.690	5	-	3	1	1	1
Smoke Laval (2003, 04)		2	0	4	.000	-	-	-	-	-	2
Paul Mainieri (2008, 09, 13, 17)		4	10	8	.556	1	1	-	-	1	1
Ole Miss											
Tom Swayze (1956, 64, 69)		3	3	6	.333	-	-	1	-	1	1
Jake Gibbs (1972)		1	0	2	.000	-	-	-	-	-	1
Mike Bianco (2014, 22)			2	7	.23	.700	1	-	1	-	-
Mississippi State											
Paul Gregory (1971)		1	0	2	.000	-	-	-	-	-	1
Ron Polk (1979, 81, 85, 90, 97, 2007)		6	6	12	.333	-	-	1	-	4	1
Pat McMahon (1998)		1	1	2	.333	-	-	-	-	1	-
John Cohen (2013)		1	3	2	.600	-	1	-	-	-	-
Gary Henderson (2018)		1	2	2	.500	-	-	1	-	-	-
Chris Lemonis (2019, 21)		2	6	4	.600	1	-	-	-	1	-
Missouri											
Hi Simmons (1952, 54, 58, 62, 63, 64)		6	18	11	.621	1	3	1	-	-	1
South Carolina											
Bobby Richardson (1975)		1	4	2	.667	-	1	-	-	-	-
June Raines (1977, 81, 82, 85)		4	5	8	.385	-	1	-	1	-	2
Ray Tanner (2002, 03, 04, 10, 11, 12)		6	23	10	.697	2	2	1	-	1	-
Tennessee											
S.W. Anderson (1951)		1	4	2	.667	-	1	-	-	-	-
Rod Delmonico (1995, 2001, 05)	3	4	6	.400	-	-	2	-	-	1	-
Tony Vitello (2021)		1	0	2	.000	-	-	-	-	-	1
Texas A&M											
Beau Bell (1951)		1	1	2	.333	-	-	-	-	1	-
Tom Chandler (1964)		1	0	2	.000	-	-	-	-	-	1
Mark Johnson (1993, 99)		2	1	4	.200	-	-	-	-	1	1
Rob Childress (2011, 17)		2	0	4	.000	-	-	-	-	-	2
Jim Schlossnagle (2022)		1	2	2	.500	-	-	1	-	-	-
Vanderbilt											
Tim Corbin (2011, 14, 15, 19, 21)	5	20	10	.667	2	2	1	-	-	-	-

Coaching Three Different Teams in CWS

Andy Lopez (Pepperdine, 1992; Florida, 1996, 98; Arizona, 2004, 12)
 Ron Polk (Georgia Southern, 1973; Mississippi State, 1979, 81, 85, 90, 97, 2007; Georgia, 2001)

Coached Two Different teams in CWS

Dave Van Horn (Nebraska, 2001, 02; Arkansas 2004, 09, 12)
 Pat Mahon (Mississippi State, 1998; Florida, 2005)
 Paul Mainieri (Notre Dame, 2002; LSU, 2008, 09, 13)
 Dave Serrano (UC Irvine, 2007; Cal State Fullerton 2009)
 Jim Scholssnagle (TCU 2010, 14, 15, 16, 17; Texas A&M 2022)

Collegiate Baseball

1959

1. Southern Cal
2. Oklahoma State
3. Western Michigan
4. Arizona
5. Connecticut
6. Notre Dame
7. Clemson
8. Minnesota
9. Fresno State
10. Bradley
11. Texas A&M
12. Penn State
13. Illinois
14. Santa Clara
15. OLE MISS
16. Colorado State
17. GEORGIA TECH
18. Missouri
19. Southern
20. Rollins

1960

1. Minnesota
2. Oklahoma State
3. Southern Cal
4. Arizona
5. OLE MISS
6. North Carolina
7. Arizona State
8. Texas
9. Washington State
10. Detroit
11. Southern
12. Pepperdine
13. California
14. Ohio
15. Notre Dame
16. Sam Houston
17. Citadel
18. St. John's
19. Boston College
20. Colorado State

1961

1. Southern Cal
2. Oklahoma St.
3. Boston College
4. Syracuse
5. Western Mich.
6. Duke
7. Northern Colo.
8. Texas
9. Fresno St.
10. Arizona
11. Navy
12. Michigan
13. Arizona St.
14. California
15. Indiana
16. Minnesota
17. Florida St.
18. Cincinnati
19. Connecticut
20. Detroit
21. North Carolina
22. LSU
23. St. John's (N.Y.)
24. West Virginia
25. Baylor
26. Delaware
27. Wake Forest
28. Washington St.
29. Villanova
30. Florida A&M

1962

1. Michigan
2. Santa Clara
3. Texas
4. Florida St.
5. Ithaca
6. Holy Cross
7. Missouri
8. Northern Colo.
9. Fresno St.
10. Western Mich.
11. Illinois
12. Wake Forest
13. FLORIDA
14. MISSISSIPPI STATE
15. Oregon St.
16. Detroit
17. St. John's (N.Y.)
18. Texas A&M
19. Arizona
20. West Virginia
21. Cal. Poly Pomona
22. Cal. St. Los Angeles
23. Southern Cal
24. Navy
25. Army
26. Arizona St.
27. AUBURN
28. Gettysburg
29. Vermont
30. Harvard

1963

1. Missouri
2. Western Michigan
3. Texas
4. Holy Cross
5. Southern Cal
6. Florida State
7. Arizona
8. Penn State
9. Wake Forest
10. Oregon State
11. West Virginia
12. St. John's
13. Temple
14. Illinois
15. Notre Dame
16. Ithaca
17. Oregon
18. Cal Poly Pomona
19. Pepperdine
20. Arizona State

1964

1. Missouri
2. Arizona State
3. OLE MISS
4. Southern Cal
5. Texas A&M
6. Minnesota
7. Seton Hall
8. Oregon
9. Santa Clara
10. North Carolina
11. Texas
12. AUBURN
13. Wake Forest
14. West Virginia
15. Kent State
16. Western Michigan
17. Cal Poly Pomona
18. UCLA
19. Maine
20. Arizona

1965

1. Arizona St.
2. Ohio St.
3. St. Louis
4. Washington St.
5. Florida St.
6. Connecticut
7. Lafayette
8. Texas
9. Detroit
10. Georgia Tech.
11. Ohio
12. Stanford
13. Holy Cross
14. California
15. Michigan
16. Cal. Poly Pomona
17. Santa Clara
18. Missouri
19. Texas A&M
20. Western Mich.
21. Michigan St.
22. Utah
23. UCLA
24. Southern Cal
25. Arizona
26. Cal. St. Northridge
27. Princeton
28. Rider
29. MISSISSIPPI STATE
30. Maryland

1966

1. Ohio St.
2. Oklahoma St.
3. Southern Cal
4. St. John's (N.Y.)
5. Arizona
6. Texas
7. North Carolina
8. Northeastern
9. Florida St.
10. Western Mich.
11. Washington St.
12. Fresno St.
13. Cal. Poly Pomona
14. St. Louis
15. Seton Hall
16. Minnesota
17. Arizona St.
18. Idaho
19. Massachusetts
20. Calby
21. Michigan
22. Chapman
23. Ohio
24. Southern Conn.
25. Boston College
26. MISSISSIPPI STATE
27. Clemson
28. East Carolina
29. Lafayette
30. Rutgers

1967

1. Arizona St.
2. Houston
3. Stanford
4. AUBURN
5. Rider
6. Boston College
7. Ohio St.
8. Oklahoma St.
9. Clemson
10. Fresno St.
11. Western Mich.
12. Arizona
13. Florida St.

14. Southern Cal
15. Minnesota
16. Michigan
17. Texas
18. Brigham Young
19. FLORIDA
20. West Virginia
21. Air Force
22. Seattle U.
23. East Carolina
24. Notre Dame
25. Massachusetts
26. Connecticut
27. Pittsburgh
28. Idaho
29. Denver
30. St. Louis

1968

1. Southern Cal
2. Ohio State
3. Arizona
4. North Carolina
5. Texas
6. Florida State
7. Western Michigan
8. Washington State
9. Fresno State
10. Oklahoma State
11. Cal Poly Pomona
12. St. Louis
13. St. John's
14. Seton Hall
15. Minnesota
16. Arizona State
17. Idaho
18. Massachusetts
19. Calby
20. Michigan

1969

1. Arizona St.
2. Tulsa
3. New York U.
4. Texas
5. Massachusetts
6. OLE MISS
7. Southern Illinois
8. UCLA
9. Santa Clara
10. Florida St.
11. Minnesota
12. Virginia Tech
13. Oklahoma St.
14. Miami (Fla.)
15. North Carolina
16. Stanford
17. Southern Cal
18. Brigham Young
19. Arizona
20. Tulane
21. Ball St.
22. Ohio
23. Western Michigan
24. Cal. St. Long Beach
25. Boston U.
26. Colgate
27. Seton Hall
28. St. John's (N.Y.)
29. California
30. Clemson

1970

1. Southern Cal
2. Texas
3. Florida State
4. Ohio



POLLS

5. Iowa State
6. Arizona
7. Dartmouth
8. Delaware
9. Ohio State
10. MISSISSIPPI STATE
11. Southern Illinois
12. Minnesota
13. Washington State
14. Santa Clara
15. Pan American
16. Maryland
17. TENNESSEE
18. Clemson
19. Tulsa
20. Jacksonville
21. Connecticut
22. Notre Dame
23. Cal State Long Beach
24. Arkansas State
25. East Carolina

1971

1. Southern Cal
2. Southern Illinois
3. Tulsa
4. Tex.-Pan American
5. Brigham Young
6. Harvard
7. MISSISSIPPI STATE
8. Seton Hall
9. Santa Clara
10. Georgia Tech.
11. Ohio
12. Miami (Fla.)
13. Cincinnati
14. Michigan St.
15. Gonzaga
16. Iowa St.
17. Texas
18. Arizona St.
19. Washington St.
20. Massachusetts
21. San Jose St.
22. Maryland
23. Florida St.
24. South Alabama
25. Iowa
26. Buffalo
27. St. Joseph's (Pa.)
28. Penn St.
29. Miami (Ohio)
30. Oklahoma

1972

1. Arizona State
2. OLE MISS
3. Southern Cal
4. Oklahoma
5. Texas
6. Temple
7. South Alabama
8. Tulsa
9. Iowa
10. Connecticut
11. Jacksonville
12. Stanford
13. Bowling Green
14. Miami, Ohio
15. Pan American
16. Trinity
17. Cal Santa Barbara
18. Northern Illinois
19. Florida State
20. Santa Clara
21. St. John's
22. Michigan State
23. Tulane

24. Penn State
25. Washington State
28. VANDERBILT

1973

1. Southern Cal
2. Arizona State
3. South Alabama
4. Texas
5. Georgia Southern
6. Miami
6. Florida State
8. VANDERBILT
9. Southern Illinois
10. Tulsa
11. Oral Roberts
12. Harvard
13. Oklahoma State
14. Michigan State
15. East Carolina
16. Iowa
17. Oklahoma
18. Colorado
19. Murray
20. Pan American
21. Delaware
22. Jacksonville
23. Toledo
24. Stanford
25. Ohio

1974

1. Miami
2. Texas
3. Oklahoma
4. Southern Illinois
5. Southern Cal
6. Northern Colorado
7. Arizona
8. Seton Hall
9. South Carolina
10. Harvard
11. Georgia Southern
12. Cal State (LA)
13. La. Tech
14. VANDERBILT
15. Pan American
16. Minnesota
17. Iowa
18. Miami, Ohio
19. Arizona State
20. Santa Clara
21. Texas A&M
22. Texas Christian
23. Tulsa
24. Pepperdine
25. East Carolina

1975

1. Florida State
2. Texas
3. Arizona State
4. South Carolina
5. Oklahoma
6. Cal State Fullerton
7. Tulsa
8. Eastern Michigan
9. Seton Hall
10. Pepperdine
11. Southern Cal
12. Miami
13. Arizona
14. Pan American
15. N.C. State
16. South Alabama

17. Michigan
18. St. John's
19. LSU
20. Washington State
21. Maine
22. Temple
23. Murray State
24. Southern Illinois
25. Clemson

1976

1. Arizona State
2. Arizona
3. Eastern Michigan
4. Oklahoma
5. Clemson
6. Texas
7. Washington State
8. AUBURN
9. Jacksonville
10. Maine
11. Illinois State
12. Miami
13. Seton Hall
14. Florida State
15. UCLA
16. Temple
17. South Carolina
18. Furman
19. Virginia Tech
20. Michigan
21. Minnesota
22. Memphis State
23. Massachusetts
24. Connecticut
25. Northern Colorado

1977

1. Arizona State
2. Minnesota
3. Southern Illinois
4. South Carolina
5. Clemson
6. Cal State (LA)
7. Baylor
8. Temple
9. Miami
10. Southern Cal
11. Washington State
12. South Alabama
13. FLORIDA
14. Wake Forest
15. Miami, Ohio
16. Texas A&M
17. St. John's
18. Texas
19. Michigan
20. Cal State Fullerton
21. Fresno State
22. Cornell
23. Hawaii
24. San Diego State
25. St. Mary's

1978

1. Southern Cal
2. Arizona State
3. Oral Roberts
4. Miami
5. Michigan
6. Baylor
7. North Carolina
8. Memphis State
9. Arizona
10. St. John's
11. Gonzaga
12. Texas A&M

13. Houston
14. MISSISSIPPI STATE
15. UCLA
16. Washington State
17. Marshall
18. Arkansas
19. Temple

1979

1. Texas
2. Miami (Fla.)
3. Cal State-Fullerton
4. MISSISSIPPI STATE
5. Arizona
6. UCLA
7. Arkansas
8. Pepperdine
9. Clemson
10. Hawaii
11. Delaware
12. Connecticut
13. Georgia Southern
14. Brigham Young
15. Lamar
16. San Diego State
17. Murray State
18. Indiana State
19. FLORIDA
20. Tulane
21. Southern Illinois
22. New Orleans
23. Pan American
24. Michigan State
25. Oklahoma

1980

1. Miami (Fla.)
2. Arizona
3. California
4. Clemson
5. Hawaii
6. Florida State
7. Michigan
8. South Carolina
9. Gonzaga
10. Texas
11. St. John's
12. UNLV
13. Missouri
14. Nebraska
15. Louisiana Tech
16. Oklahoma State
17. Delaware
18. Western Kentucky
19. Arkansas
20. Oral Roberts
21. Pan American
22. East Tennessee State
23. Cal State Fullerton
24. Fresno State
25. Wichita State

1981

1. Arizona State
2. Miami (Fla.)
3. Oklahoma State
4. Texas
5. Michigan
6. MISSISSIPPI STATE
7. Maine
8. South Carolina
9. Cal State Fullerton
10. Oral Roberts
11. Memphis State
12. Eastern Michigan
13. Stanford
14. St. John's

15. FLORIDA
16. Florida State
17. East Tennessee State
18. Lamar
19. Brigham Young
20. Fresno State
21. Hawaii
22. Southern Illinois
23. New Orleans
24. James Madison
25. San Diego State

1982

1. Texas
2. Wichita State
3. Cal State Fullerton
4. Oklahoma State
5. Miami
6. Stanford
7. South Carolina
8. Maine
9. Arizona State
10. Pepperdine
11. New Orleans
12. Stetson
13. Fresno State
14. Middle Tennessee State
15. Eastern Michigan
16. West Virginia
17. Oklahoma
18. Hawaii
19. Nebraska
20. Tulane
21. Houston
22. Florida State
23. Citadel
24. South Florida
25. Navy

1983

1. Texas
2. Stanford
3. Oklahoma State
4. Arizona State
5. Michigan
6. ALABAMA
7. Maine
8. James Madison
9. Oral Roberts
10. Miami
11. Fresno State
12. MISSISSIPPI STATE
13. Cal Santa Barbara
14. Delaware
15. Florida State
16. Harvard
17. Brigham Young
18. San Diego State
19. Pan American
20. Cal State Fullerton
21. Citadel
22. Wichita State
23. Tulane
24. Arkansas
25. North Carolina

1984

1. Cal State Fullerton
2. Texas
3. Oklahoma State
4. Arizona State
5. New Orleans
6. Miami
7. Maine
8. Michigan
9. San Diego State
10. MISSISSIPPI STATE

11. South Alabama
12. Stanford
13. Hawaii
14. Fresno State
15. Lamar
16. Oklahoma State
17. Seton Hall
18. Central Michigan
19. Texas A&M
20. East Carolina
21. South Carolina
22. North Carolina
23. UNLV
24. Southern Cal
25. Harvard
28. FLORIDA

1985

1. Miami
2. Texas
3. Arkansas
4. MISSISSIPPI STATE
5. Oklahoma State
6. Stanford
7. Arizona State
8. South Carolina
9. Pepperdine
10. Michigan
11. FLORIDA
12. Fresno State
13. Wichita State
14. Lamar
15. Oklahoma
16. Nebraska
17. Georgia Tech
18. LaSalle
19. Oral Roberts
20. Florida State
21. New Orleans
22. Houston
23. Virginia
24. LSU
25. Brigham Young

1986

1. Arizona
2. Florida State
3. Miami
4. Oklahoma State
5. LSU
6. Loyola Marymount
7. Indiana State
8. Maine
9. South Florida
10. Hawaii
11. Cal Santa Barbara
12. Tulane
13. UCLA
14. Pepperdine
15. Stanford
16. Texas
17. Georgia Tech
18. Texas A&M
19. La. Tech
20. Central Michigan
21. ALABAMA
22. Oklahoma
23. Oregon State
24. Arkansas
25. Pan American

1987

1. Stanford
2. Oklahoma State
3. Texas
4. LSU

5. Florida State
6. Arkansas
7. GEORGIA
8. Arizona State
9. Cal State Fullerton
10. Clemson
11. Oral Roberts
12. UCLA
13. Texas A&M
14. Houston
15. South Alabama
16. New Orleans
17. Pepperdine
18. Washington State
19. Hawaii
20. AUBURN
21. Sam Houston
22. Seton Hall
23. Michigan
24. Rider
25. Georgia Tech

1988

1. Stanford
2. Arizona State
3. Cal State Fullerton
4. Wichita State
5. Miami
6. FLORIDA
7. Fresno State
8. California
9. Oklahoma State
10. Texas
11. Texas A&M
12. Pepperdine
13. Southern Cal
14. KENTUCKY
15. Florida State
16. Washington State
17. South Carolina
18. Loyola Marymount
19. Michigan
20. Stetson
21. Clemson
22. Central Michigan
23. MISSISSIPPI STATE
24. Oklahoma
25. UNLV

1989

1. Wichita State
2. Texas
3. Florida State
4. LSU
5. Arkansas
6. Miami
7. Long Beach State
8. North Carolina
9. Texas A&M
10. MISSISSIPPI STATE
11. Arizona
12. Michigan
13. Fresno State
14. Clemson
15. Oklahoma State
16. LeMoyne
17. Arizona State
18. Loyola Marymount
19. Oklahoma
20. South Alabama
21. Villanova
22. Indiana State
23. Notre Dame
24. Illinois
25. Central Florida

1990

1. GEORGIA

2. Oklahoma State
3. Stanford
4. LSU
5. MISSISSIPPI STATE
6. Citadel
7. Cal State Fullerton
8. Georgia Southern
9. Arizona State
10. Florida State
11. Southern Cal
12. Miami
13. Texas
14. Arkansas
15. San Diego State
16. Southern Illinois
17. South Alabama
18. Washington State
19. UCLA
20. Wichita State
21. North Carolina
22. Creighton
23. Illinois
24. Houston
25. Loyola Marymount

1991

1. LSU
2. Wichita State
3. Creighton
4. FLORIDA
5. Long Beach State
6. Fresno State
7. Florida State
8. Clemson
9. Oklahoma State
10. Cal State Northridge
11. Texas
12. Hawaii
13. Southern Cal
14. Miami
15. SW Louisiana
16. Texas A&M
17. Maine
18. Stanford
19. Pepperdine
20. California
21. Ohio State
22. MISSISSIPPI STATE
23. South Alabama
24. Southern Miss
25. ALABAMA

1992

1. Pepperdine
2. Cal State Fullerton
3. Miami
4. Texas
5. Florida State
6. Oklahoma
7. Wichita State
8. California
9. LSU
10. Clemson
11. Hawaii
12. Arizona
13. Oklahoma State
14. Notre Dame
15. Texas A&M
16. FLORIDA
17. Western Carolina
18. Stanford
19. Ohio State
20. UCLA
21. MISSISSIPPI STATE
22. Virginia
23. Long Beach State
24. Georgia Tech
25. Minnesota



POLLS

28. SOUTH CAROLINA

1993

1. LSU
2. Wichita State
3. Long Beach State
4. Oklahoma State
5. Texas A&M
6. Texas
7. Arizona State
8. Kansas
9. Arizona
10. Fresno State
11. Notre Dame
12. Ohio State
13. Georgia Tech
14. St. John's
15. Cal State Northridge
16. Pepperdine
17. Clemson
18. Southern Cal
19. Cal State Fullerton
20. TENNESSEE
21. N.C. State
22. Florida State
23. North Carolina
24. UCLA
25. MISSISSIPPI STATE
28. AUBURN
29. SOUTH CAROLINA

1994

1. Oklahoma
2. Georgia Tech
3. Cal State Fullerton
4. Arizona State
5. Miami
6. Florida State
7. LSU
8. AUBURN
9. Clemson
10. TENNESSEE
11. Ohio State
12. Oklahoma State
13. Stanford
14. Southern Cal
15. Texas
16. Washington
17. Wichita State
18. Notre Dame
19. Nevada
20. Long Beach State
21. FLORIDA
22. Brigham Young
23. Memphis
24. Jacksonville
25. Kansas

1995

1. Cal State Fullerton
2. Southern California
3. Miami
4. TENNESSEE
5. Florida State
6. Stanford
7. Clemson
8. Oklahoma
9. AUBURN
10. Texas Tech
11. Oklahoma State
12. Texas A&M
13. Wichita State
14. ALABAMA
15. Rice

16. Long Beach State
17. OLE MISS
18. LSU
19. Pepperdine
20. Florida International
21. Central Florida
22. Fresno State
23. Texas
24. Winthrop
25. North Carolina

1996

1. LSU
2. Miami
3. FLORIDA
4. Clemson
5. ALABAMA
6. Florida State
7. Wichita State
8. Oklahoma State
9. Southern California
10. Cal State Northridge
11. Stanford
12. TENNESSEE
13. Cal State Fullerton
14. Georgia Southern
15. UCLA
16. Texas
17. Texas Tech
18. Georgia Tech
19. Virginia
20. Massachusetts
21. South Florida
22. Stetson
23. South Alabama
24. Tulane
25. Rice

1997

1. LSU
2. ALABAMA
3. Miami (Fla.)
4. Stanford
5. AUBURN
6. MISSISSIPPI STATE
7. Rice
8. UCLA
9. Florida State
10. Georgia Tech
11. Texas Tech
12. Oklahoma State
13. Southern Cal
14. Arizona State
15. Washington
16. South Alabama
17. Oklahoma
18. Fresno State
19. Santa Clara
20. FLORIDA
21. Cal State-Fullerton
22. TENNESSEE
23. N.C. State
24. Long Beach State
25. Wichita State

1998

1. Southern California
2. Arizona State
3. LSU
4. Long Beach State
5. Miami (Fla.)
6. MISSISSIPPI STATE
7. FLORIDA
8. Florida State
9. Stanford
10. Wichita State
11. Cal State Fullerton

12. AUBURN
13. Washington
14. Texas A&M
15. Georgia Tech
16. ALABAMA
17. Rice
18. North Carolina
19. SOUTH CAROLINA
20. Illinois
21. South Alabama
22. Oklahoma
23. Clemson
24. Harvard
25. Tulane

1999

1. Miami (Fla.)
2. Florida State
3. Stanford
4. ALABAMA
5. Rice
6. Cal State Fullerton
7. Texas A&M
8. Oklahoma State
9. Baylor
10. Wake Forest
11. Ohio State
12. Southern California
13. Clemson
14. LSU
15. AUBURN
16. Wichita State
17. ARKANSAS
18. East Carolina
19. Pepperdine
20. Florida Atlantic
21. Tulane
22. Texas Tech
23. Southwestern Louisiana
24. Houston
25. Minnesota
26. Nevada
27. SW Missouri State
28. North Carolina
29. Long Beach State
30. MISSISSIPPI STATE

2000

1. LSU
2. Stanford
3. Florida State
4. La.-Lafayette
5. Southern California
6. Clemson
7. Texas
8. San Jose State
9. SOUTH CAROLINA
10. Georgia Tech
11. Nebraska
12. Arizona State
13. Houston
14. Miami
15. MISSISSIPPI STATE
16. UCLA
17. FLORIDA
18. Baylor
19. Penn State
20. Wake Forest
21. North Carolina
22. Cal State Fullerton
23. Stetson
24. Loyola Marymount
25. AUBURN
26. Rice
27. ALABAMA
28. Wichita State
29. East Carolina
30. Central Florida

2001

1. Miami
2. Stanford
3. Cal State Fullerton
4. TENNESSEE
5. Southern California
6. Tulane
7. Nebraska
8. GEORGIA
9. Florida State
10. LSU
11. East Carolina
12. Notre Dame
13. Clemson
14. MISSISSIPPI STATE
15. SOUTH CAROLINA
16. Rice
17. Central Florida
18. Wake Forest
19. Florida International
20. Pepperdine
21. Texas Tech
22. Baylor
23. Arizona State
24. Va. Commonwealth
25. Rutgers
26. U.C. Santa Barbara
27. Georgia Tech
28. Texas
29. Winthrop
30. AUBURN

2002

1. Texas
2. SOUTH CAROLINA
3. Clemson
4. Stanford
5. Georgia Tech
6. Notre Dame
7. Rice
8. Nebraska
9. Florida St.
10. Houston
11. LSU
12. Southern Calif.
13. Richmond
14. Wake Forest
15. Florida Atlantic
16. ALABAMA
17. Miami, Fla.
18. ARKANSAS
19. North Carolina
20. FLORIDA
21. Oral Roberts
22. Wichita St.
23. Ca. St. Northridge
24. Texas Tech.
25. South Alabama
26. Arizona St.
27. Long Beach St.
28. Ca. St. Fullerton
29. San Jose St.
30. La.-Lafayette

2003

1. Rice
2. Stanford
3. Cal. St. Fullerton
4. Texas
5. Miami, Fla.
6. SOUTH CAROLINA
7. LSU
8. S.W. Missouri St.
9. Florida St.
10. Arizona St.
11. Long Beach St.
12. N. Carolina St.

13. Baylor
14. Georgia Tech.
15. Nebraska
16. Houston
17. Texas A&M
18. Ohio St.
19. North Carolina
20. AUBURN
21. Richmond
22. Lamar
23. Florida Atlantic
24. MISSISSIPPI STATE
25. Southern Miss.
26. UNLV
27. Washington
28. Notre Dame
29. South Alabama
30. U.C. Riverside

2004

1. Cal. St. Fullerton
2. Texas
3. SOUTH CAROLINA
4. GEORGIA
5. Miami, Fla.
6. Arizona
7. ARKANSAS
8. LSU
9. Stanford
10. Rice
11. Georgia Tech.
12. Long Beach St.
13. East Carolina
14. Florida St.
15. Tulane
16. Texas A&M
17. VANDERBILT
18. FLORIDA
19. Notre Dame
20. Virginia
21. Washington
22. Oral Roberts
23. Arizona St.
24. OLE MISS
25. Central Florida
26. Clemson
27. North Carolina
28. Wichita St.
29. Col. of Charleston
30. Florida Atlantic

2005

1. Texas
2. FLORIDA
3. Arizona St.
4. Baylor
5. Tulane
6. Nebraska
7. Oregon St.
8. TENNESSEE
9. Cal. St. Fullerton
10. Georgia Tech
11. OLE MISS
12. Arizona
13. Clemson
14. Miami, Fla.
15. Florida St.
16. Rice
17. Southern Califor.
18. Long Beach St.
19. LSU
20. ALABAMA
21. North Carolina
22. Col. of Charleston
23. Pepperdine
24. Louisiana-Laf.
25. Coastal Carolina

26. SOUTH CAROLINA
27. Wichita St.
28. Creighton
29. Texas Christian
30. St. John's

2006

1. Oregon St.
2. North Carolina
3. Rice
4. Cal. St. Fullerton
5. Clemson
6. Miami, Fla.
7. GEORGIA
8. Georgia Tech.
9. ALABAMA
10. Oklahoma
11. OLE MISS
12. SOUTH CAROLINA
13. Col. of Charleston
14. Oral Roberts
15. Stanford
16. Missouri
17. Texas
18. KENTUCKY
19. Evansville
20. Virginia
21. Houston
22. Nebraska
23. Oklahoma St.
24. Florida St.
25. ARKANSAS
26. Baylor
27. Tulane
28. Fresno St.
29. North Carolina St.
30. Pepperdine

2007

1. Oregon St.
2. North Carolina
3. Rice
4. U.C. Irvine
5. Arizona St.
6. Louisville
7. Cal. St. Fullerton
8. MISSISSIPPI STATE
9. VANDERBILT
10. Florida St.
11. SOUTH CAROLINA
12. Clemson
13. Wichita St.
14. Texas A&M
15. Virginia
16. San Diego
17. Texas
18. ARKANSAS
19. OLE MISS
20. Michigan
21. Oklahoma St.
22. Arizona
23. UCLA
24. Coastal Carolina
25. U.C. Riverside
26. Long Beach St.
27. Missouri
28. Texas Christian
29. N.C. Charlotte
30. Rutgers

2008

1. Fresno St.
2. GEORGIA
3. North Carolina
4. Stanford
5. Miami, Fla.
6. LSU

7. Florida St.
8. Rice
9. Arizona St.
10. Texas A&M
11. Ca. St. Fullerton
12. Wichita St.
13. Arizona
14. U.C. Irvine
15. N.C. State
16. Coastal Carolina
17. San Diego
18. Oklahoma St.
19. Long Beach St.
20. Michigan
21. Missouri
22. Nebraska
23. California
24. Georgia Tech.
25. Texas
26. Texas Christian
27. VANDERBILT
28. SOUTH CAROLINA
29. St. John's
30. KENTUCKY

2009

1. LSU
2. Texas
3. Arizona St.
4. ARKANSAS
5. North Carolina
6. Virginia
7. Cal. St. Fullerton
8. Southern Miss.
9. U.C. Irvine
10. Florida St.
11. Rice
12. OLE MISS
13. FLORIDA
14. Louisville
15. Clemson
16. East Carolina
17. Texas Christian
18. Georgia Tech.
19. Oklahoma
20. Miami, Fla.
21. SOUTH CAROLINA
22. Kansas St.
23. Western Kentucky
24. Oregon St.
25. Ohio St.
26. Minnesota
27. Oklahoma St.
28. ALABAMA
29. VANDERBILT
30. Coastal Carolina

2010

1. SOUTH CAROLINA
2. UCLA
3. Texas Christian
4. Clemson
5. Oklahoma
6. Florida St.
7. Arizona St.
8. FLORIDA
9. Texas
10. Virginia
11. Coastal Carolina
12. Ca. St. Fullerton
13. Miami, Fla.
14. VANDERBILT
15. ARKANSAS
16. ALABAMA
17. Georgia Tech.
18. Texas A&M
19. Louisville
20. AUBURN

21. Washington St.
22. U.C. Irvine
23. St. John's
24. OLE MISS
25. LSU
26. Rice
27. Oregon
28. Connecticut
29. Col. of Charleston
30. Hawaii

2011

1. SOUTH CAROLINA
2. FLORIDA
3. Virginia
4. VANDERBILT
5. North Carolina
6. California
7. Texas
8. Texas A&M
9. Florida St.
10. Oregon St.
11. Arizona St.
12. U.C. Irvine
13. Connecticut
14. Stanford
15. MISSISSIPPI STATE
16. Dallas Baptist
17. Texas Christian
18. Cal. St. Fullerton
19. Georgia Tech
20. UCLA
21. Clemson
22. Miami, Fla.
23. Oral Roberts
24. Rice
25. Arizona
26. Kent St.
27. Coastal Carolina
28. Creighton
29. ARKANSAS
30. Stetson

2012

1. Arizona
2. SOUTH CAROLINA
3. ARKANSAS
4. Florida St.
5. UCLA
6. Kent St.
7. FLORIDA
8. Stony Brook
9. LSU
10. Baylor
11. Oregon
12. N.C. State
13. Oklahoma
14. Stanford
15. St. John's
16. Texas Christian
17. North Carolina
18. Rice
19. Texas A&M
20. Arizona St.
21. KENTUCKY
22. Cal. St. Fullerton
23. Purdue
24. MISSISSIPPI STATE
25. Oregon St.
26. Central Florida
28. Pepperdine
29. Appalachian St.
30. Louisville

2013

1. UCLA
2. MISSISSIPPI STATE
3. North Carolina



POLLS

- Oregon St.
- N.C. State
- Indiana
- LSU
- Louisville
- VANDERBILT
- Cal St. Fullerton
- Virginia
- Florida St.
- SOUTH CAROLINA
- Rice
- Kansas St.
- Oklahoma
- Oregon
- ARKANSAS
- Arizona St.
- Virginia Tech
- Cal Poly
- Oklahoma St.
- Troy
- Florida Atlantic
- Central Arkansas
- Liberty
- Clemson
- William & Mary
- Austin Peay
- San Diego

2014

- VANDERBILT
- Virginia
- Texas
- OLE MISS
- TCU
- UC Irvine
- Louisville
- Texas Tech
- Louisiana-Lafayette
- Oklahoma State
- Houston
- Pepperdine
- Kennesaw State
- Maryland
- Stanford
- College of Charleston
- Oregon State
- Miami (Fla.)
- Cal Poly
- Indiana
- LSU
- Washington
- Florida State
- FLORIDA
- SOUTH CAROLINA
- Rice
- Oregon
- MISSISSIPPI STATE
- Cal State Fullerton
- ARKANSAS

2015

- Virginia
- VANDERBILT
- FLORIDA
- TCU
- LSU
- Miami
- ARKANSAS
- Cal State Fullerton
- Illinois
- Louisville
- TEXAS A&M
- Florida State
- Missouri State
- Maryland
- VCU
- Louisiana-Lafayette
- UCLA

- Oregon State
- Oklahoma State
- Iowa
- St. John's
- Radford
- California
- Southern California
- U.C. Santa Barbara
- Notre Dame
- Dallas Baptist
- College of Charleston
- Rice
- Florida Atlantic

2016

- Coastal Carolina
- Arizona
- TCU
- Oklahoma State
- Texas Tech
- UC Santa Barbara
- FLORIDA
- Miami
- TEXAS A&M
- MISSISSIPPI STATE
- SOUTH CAROLINA
- LSU
- Florida State
- East Carolina
- Boston College
- Virginia
- Clemson
- Louisiana-Lafayette
- N.C. State
- Xavier
- Washington
- VANDERBILT
- Dallas Baptist
- Tulane
- South Alabama
- Southern Miss
- Cal State Fullerton
- Arizona State
- Rice

2017

- Florida
- Louisiana St.
- Oregon St.
- Texas Christian
- Louisville
- Florida St.
- Cal. St. Fullerton
- Texas A&M
- Long Beach St.
- Kentucky
- Missouri St.
- Wake Forest
- Mississippi St.
- Sam Houston St.
- Vanderbilt
- Davidson
- North Carolina
- Stanford
- Texas Tech.
- Dallas Baptist
- Virginia
- Arkansas
- Southern Mississippi
- Arizona
- Clemson
- South Alabama
- Houston
- Texas
- Auburn
- N.C. State

2018

- Oregon State
- Arkansas
- Florida
- Mississippi State
- North Carolina
- Texas Tech
- Texas
- Washington
- Minnesota
- Stetson
- Duke
- South Carolina
- Tennessee Tech
- Cal State Fullerton
- Auburn
- Vanderbilt
- Clemson
- Stanford
- Ole Miss
- Georgia
- Southern Miss
- N.C. State
- Louisville
- Oklahoma
- UCLA
- Houston
- Connecticut
- Coastal Carolina
- East Carolina
- St. John's

2019

- Vanderbilt
- Michigan
- Louisville
- Texas Tech
- Mississippi State
- Florida State
- Arkansas
- Auburn
- UCLA
- Stanford
- Oklahoma State
- North Carolina
- Mississippi
- LSU
- East Carolina
- Duke
- Georgia
- U.C. Santa Barbara
- Georgia Tech
- Oregon State
- N.C. State
- Central Michigan
- Baylor
- Miami, Fla.
- Fresno State
- Texas A&M
- West Virginia
- Southern Mississippi
- Arizona State
- Creighton

2020

- Florida
- UCLA
- Ole Miss
- Louisville
- Vanderbilt
- Mississippi State
- Texas Tech
- Arizona State
- Miami
- Georgia
- N.C. State
- Central Florida
- Florida State
- Arkansas
- Texas
- Texas A&M
- LSU
- Alabama
- Auburn
- Pepperdine
- Tennessee
- Duke
- Virginia
- Notre Dame
- Clemson
- U.C. Santa Barbara
- Long Beach State
- Oklahoma
- Tulane
- Wichita State

2021

- Mississippi St.
- Vanderbilt
- Texas
- N.C. State
- Stanford
- Virginia
- Tennessee
- Arizona
- Arkansas
- Notre Dame
- Texas Tech.
- East Carolina
- Ole Miss
- Dallas Baptist
- LSU
- South Florida
- Oregon
- Texas Christian
- U.C. Irvine
- UCLA
- Nebraska
- Georgia Tech.
- U.C. Santa Barbara
- Oklahoma St.
- South Alabama
- Old Dominion
- South Carolina
- Fairfield
- Louisiana Tech
- Central Michigan

2022

- Ole Miss
- Oklahoma
- Arkansas
- Texas A&M
- Notre Dame
- Auburn
- Texas
- Stanford

9. Tennessee
10. Virginia Tech
11. Oregon State
12. Louisville
13. East Carolina
14. North Carolina
15. Southern Miss
16. Connecticut
17. Texas State
18. UC Santa Barbara
19. TCU
20. UCLA
21. Oklahoma State
22. Texas Tech
23. LSU
24. Arizona
25. Miami

USA Today/Coaches

1992

1. Pepperdine
2. Cal State Fullerton
3. Miami (Fla.)
4. Texas
5. Wichita State
6. Florida State
7. Oklahoma
8. LSU
9. Clemson
10. California
11. Oklahoma State
12. Hawaii
13. FLORIDA
14. Notre Dame
15. Stanford
16. North Carolina State
17. Arizona
18. Long Beach State
19. Georgia Tech
20. Texas A&M
21. MISSISSIPPI STATE
22. Cal State Northridge
23. Western Carolina
24. UCLA
25. Ohio State

1993

1. LSU
2. Wichita State
3. Long Beach State
4. Texas A&M
5. Oklahoma State
6. Texas
7. Arizona State
8. Kansas
9. Georgia Tech
10. Arizona
11. North Carolina State
12. Fresno State
13. Florida State
14. Pepperdine
15. Cal State Fullerton
16. Clemson
17. Notre Dame
18. Ohio State
19. TENNESSEE
20. Southern Cal
21. MISSISSIPPI STATE
22. UCLA
23. North Carolina
24. Baylor
25. SOUTH CAROLINA

1994

1. Oklahoma

2. Georgia Tech
3. Arizona State
4. Cal State Fullerton
5. Miami (Fla.)
6. Florida State
7. LSU
8. AUBURN
9. Clemson
10. Oklahoma State
11. Southern Cal
12. TENNESSEE
13. Ohio State
14. Texas
15. Washington
16. Long Beach State
17. Notre Dame
18. Wichita State
19. Memphis
20. Stanford
21. North Carolina State
22. Nevada
23. FLORIDA
24. Kansas
25. Minnesota

1995

1. Cal State Fullerton
2. Southern Cal
3. Miami (Fla.)
4. Florida State
5. TENNESSEE
6. Stanford
7. Clemson
8. Oklahoma
9. Texas Tech
10. AUBURN
11. Oklahoma State
12. Rice
13. Texas A&M
14. LSU
15. ALABAMA
16. Wichita State
17. Long Beach State
18. Texas
19. OLE MISS
20. Central Florida
21. Florida International
22. Pepperdine
23. Fresno State
24. North Carolina
25. South Alabama

1996

1. LSU
2. Miami (Fla.)
3. FLORIDA
4. Clemson
5. Florida State
6. ALABAMA
7. Wichita State
8. Oklahoma State
9. Southern Cal
10. Cal State Northridge
11. Cal State Fullerton
12. Texas Tech
13. TENNESSEE
14. Stanford
15. Rice
16. UCLA
17. Virginia
18. South Florida
19. Texas
20. Georgia Tech
21. Georgia Southern
22. UNLV
23. Massachusetts
24. MISSISSIPPI STATE

25. South Alabama

1997

1. LSU
2. ALABAMA
3. Miami (Fla.)
4. Stanford
5. AUBURN
6. MISSISSIPPI STATE
7. UCLA
8. Rice
9. Florida State
10. Southern Cal
11. Georgia Tech
12. Oklahoma State
13. Arizona State
14. Texas Tech
15. Washington
16. South Alabama
17. Wichita State
18. FLORIDA
19. TENNESSEE
20. N.C. State
21. Oklahoma
22. Texas A&M
23. Fresno State
24. Clemson
25. Long Beach State

1998

1. Southern California
2. Arizona State
3. LSU
4. Long Beach State
5. Miami (Fla.)
6. MISSISSIPPI STATE
7. FLORIDA
8. Florida State
9. ALABAMA
10. Stanford
11. Texas A&M
12. Cal State Fullerton
13. AUBURN
14. Wichita State
15. Rice
16. South Alabama
17. Washington
18. SOUTH CAROLINA
19. Clemson
20. Georgia Tech
21. Oklahoma
22. Baylor
23. Texas Tech
24. North Carolina
25. Illinois

1999

1. Miami (Fla.)
2. Florida State
3. Stanford
4. ALABAMA
5. Rice
6. Cal State Fullerton
7. Texas A&M
8. Oklahoma State
9. Baylor
10. Wake Forest
11. AUBURN
12. Ohio State
13. Southern California
14. Clemson
15. Wichita State
16. LSU
17. Pepperdine
18. Southwestern Louisiana
19. Tulane
20. ARKANSAS

21. Texas Tech
22. Florida Atlantic
23. East Carolina
24. MISSISSIPPI STATE
25. Nebraska

2000

1. LSU
2. Stanford
3. Florida State
4. Southern Cal
5. Clemson
6. Louisiana-Lafayette
7. Texas
8. South Carolina
9. San Jose State
10. Georgia Tech
11. Nebraska
12. Houston
13. Miami (Fla.)
14. Mississippi State
15. UCLA
16. Arizona State
17. Baylor
18. Penn State
19. North Carolina
20. Auburn
21. Florida
22. Alabama
23. Cal State Fullerton
24. Wake Forest
25. Loyola Marymount

2001

1. Miami (Fla.)
2. Stanford
3. Cal State Fullerton
4. Southern California
5. Tennessee
6. Tulane
7. Nebraska
8. Georgia
9. LSU
10. Florida State
11. East Carolina
12. Rice
13. South Carolina
14. Clemson
15. Notre Dame
16. Central Florida
17. Mississippi State
18. Florida Int.
19. Wake Forest
20. Pepperdine
21. Georgia Tech
22. Arizona State
23. Texas Tech
24. South Alabama
25. Baylor

2002

1. Texas
2. SOUTH CAROLINA
3. Clemson
4. Stanford
5. Georgia Tech
6. Rice
7. Notre Dame
8. Nebraska
9. Florida State
10. Houston
11. LSU
12. ALABAMA
13. Wake Forest
14. Southern California
15. FLORIDA
16. Richmond



POLLS

17. Wichita State
18. Florida Atlantic
19. Arizona State
20. Miami (Fla.)
21. North Carolina
22. Arkansas
23. Cal State Northridge
24. East Carolina
25. San Jose State

2003

1. Rice
2. Stanford
3. Cal St. Fullerton
4. Texas
5. Miami
6. LSU
7. SOUTH CAROLINA
8. Florida State
9. Arizona State
10. Long Beach State
11. SW Missouri State
12. NC State
13. Baylor
14. Nebraska
15. Texas A&M
16. Georgia Tech
17. AUBURN
18. Southern Mississippi
19. MISSISSIPPI STATE
20. Ohio State
21. North Carolina
22. UNLV
23. Richmond
24. Houston
25. Florida Atlantic

2004

1. CS Fullerton
2. Texas
3. South Carolina
4. Miami, Fla.
5. Georgia
6. LSU
7. Arizona
- (tie) Arkansas
9. East Carolina
- (tie) Long Beach State
11. Rice
12. Georgia Tech
13. Stanford
14. Florida State
15. Texas A&M
16. Florida
17. Tulane
18. Vanderbilt
19. Notre Dame
20. Arizona State
21. Virginia
22. Wichita State
23. Washington
24. North Carolina
25. Ole Miss

2005

1. Texas
2. Florida
3. Tulane
4. Baylor
5. Arizona State
6. Nebraska
7. Oregon State
8. Cal State Fullerton
9. Tennessee
10. Georgia Tech
11. Rice
12. Ole Miss

13. Miami (Fla.)
14. Florida State
15. Southern California
16. Clemson
17. Arizona
18. LSU
19. Mississippi State
20. Long Beach State
21. South Carolina
22. North Carolina
23. Louisiana-Lafayette
24. Alabama
25. College of Charleston

2006

1. Oregon State
2. North Carolina
3. Rice
4. Cal State Fullerton
5. Clemson
6. Miami (Fla.)
7. Georgia Tech
8. Georgia
9. Alabama
10. Ole Miss
11. Oklahoma
12. Texas
13. Charleston
14. Virginia
15. Kentucky
16. Stanford
17. South Carolina
18. Nebraska
19. Oral Roberts
20. Florida State
21. Missouri
22. Arkansas
23. Arizona State
24. Houston
25. Pepperdine

2007

1. Oregon State
2. North Carolina
3. Rice
4. UC Irvine
5. Arizona State
6. Vanderbilt
7. Louisville
8. Mississippi State
9. Cal State Fullerton
10. South Carolina
11. Texas
12. Texas A&M
13. Wichita State
14. Florida State
15. Clemson
16. Virginia
17. Ole Miss
18. San Diego
19. Michigan
20. Coastal Carolina
21. Arkansas
22. UCLA
23. Oklahoma State
24. Missouri
25. Texas Christian

2008

1. Fresno State
2. Georgia
3. North Carolina
4. Miami (Fla.)
5. Stanford
6. LSU
7. Rice
8. Florida State

9. Arizona State
10. Cal State Fullerton
11. UC-Irvine
12. Texas A&M
13. Wichita State
14. Arizona
15. North Carolina State
16. Coastal Carolina
17. San Diego
18. Oklahoma State
19. Missouri
20. Long Beach State
21. Texas
22. Michigan
23. Nebraska
24. Georgia Tech
25. Kentucky

2009

1. LSU
2. Texas
3. Arizona State
4. North Carolina
5. Virginia
6. Arkansas
7. Cal State-Fullerton
8. Southern Mississippi
9. Rice
10. Florida State
11. Ole Miss
12. TCU
13. Florida
14. Clemson
15. East Carolina
16. UC-Irvine
17. Louisville
18. Georgia Tech
19. Oklahoma
20. Miami (Fla.)
21. South Carolina
22. Kansas State
23. Coastal Carolina
24. Georgia
25. Vanderbilt

2010

1. South Carolina
2. UCLA
3. TCU
4. Clemson
5. Oklahoma
6. Florida State
7. Arizona State
8. Florida
9. Texas
10. Virginia
11. Coastal Carolina
12. Cal State Fullerton
13. Vanderbilt
14. Arkansas
15. Miami (Fla.)
16. Louisville
17. Georgia Tech
18. Alabama
19. Auburn
20. Rice
21. Texas A&M
22. UC-Irvine
23. Connecticut
24. Ole Miss
25. LSU

2011

1. South Carolina
2. Florida
3. Vanderbilt
4. Virginia
5. North Carolina

6. Texas A&M
7. Texas
8. California
9. Florida State
10. Arizona State
11. Oregon State
12. UC-Irvine
13. Stanford
14. Connecticut
15. Mississippi State
16. Clemson
17. Cal State-Fullerton
18. Dallas Baptist
19. TCU
20. Georgia Tech
21. Rice
22. UCLA
23. Arkansas
24. Miami (Fla.)
25. Arizona

2012

1. Arizona
2. South Carolina
3. Arkansas
4. Florida State
5. UCLA
6. Florida
7. Kent State
8. Stony Brook
9. Baylor
10. Oregon
11. LSU
12. Stanford
13. North Carolina State
14. Oklahoma
15. TCU
16. St. John's
17. North Carolina
18. Texas A&M
19. Kentucky
20. Rice
21. Purdue
22. Oregon State
23. Virginia
24. Central Florida
25. Vanderbilt

2013

1. UCLA
2. MISSISSIPPI STATE
3. North Carolina
4. Oregon State
5. North Carolina State
6. LSU
7. Indiana
8. Louisville
9. VANDERBILT
10. Cal State Fullerton
11. Virginia
12. SOUTH CAROLINA
13. Florida State
14. Kansas State
15. Oregon
16. Rice
17. Oklahoma
18. ARKANSAS
19. Arizona State
20. Virginia Tech
21. Oklahoma State
22. Florida Atlantic
23. Georgia Tech
24. Cal Poly
25. Clemson

2014

1. Vanderbilt

2. Virginia
3. Texas
4. Ole Miss
5. TCU
6. Louisville
7. UC Irvine
- T8. Louisiana-Lafayette
- T8. Texas Tech
10. Oklahoma State
11. Houston
12. Oregon State
13. Maryland
14. Pepperdine
15. Stanford
16. LSU
17. Indiana
18. Cal Poly
19. College of Charleston
20. Kennesaw State
21. Florida State
22. South Carolina
23. Miami (Fla.)
24. Florida
25. Rice

2015

1. Virginia
2. Vanderbilt
3. Florida
4. TCU
5. LSU
6. Miami
7. Cal State Fullerton
8. Arkansas
9. Louisville
10. Texas A&M
11. Illinois
12. Missouri State
13. Florida State
14. Maryland
15. UCLA
16. Louisiana-Lafayette
17. Dallas Baptist
18. Oklahoma State
19. VCU
20. Charleston
21. UC-Santa Barbara
22. Southern California
23. Houston
24. Florida Atlantic
25. Oregon State

2016

1. Coastal Carolina
2. Arizona
3. TCU
4. Oklahoma State
5. Florida
6. Texas Tech
7. UC Santa Barbara
8. Miami
9. Texas A&M
10. Louisville
11. Mississippi State
12. LSU
13. Florida State
14. South Carolina
15. Clemson
16. East Carolina
17. Vanderbilt
18. Ole Miss
19. Louisiana-Lafayette
20. N.C. State
21. Boston College
22. Virginia
23. Southern Miss
24. Tulane
25. Dallas Baptist

2017

1. Florida
2. Louisiana State
3. Oregon State
4. Texas Christian
5. Louisville
6. Florida State
7. Cal State Fullerton
8. Texas A&M
9. Long Beach State
10. Kentucky
11. Wake Forest
12. Mississippi State
13. North Carolina
14. Missouri State
15. Texas Tech
16. Vanderbilt
17. Stanford
18. Arkansas
19. Sam Houston State
20. Southern Mississippi
21. Virginia
22. Clemson
23. Davidson
24. Houston
25. Texas

2018

1. Oregon State
2. Arkansas
3. Florida
4. North Carolina
5. Texas Tech
6. Mississippi State
7. Texas
8. Washington
9. Auburn
10. Duke
11. Minnesota
12. Tennessee Tech
13. Stetson
14. Stanford
15. Ole Miss
16. Vanderbilt
17. South Carolina
18. Clemson
19. Cal State Fullerton
20. Georgia
21. Florida State
22. N.C. State
23. East Carolina
24. Southern Miss
25. Louisville

2019

1. Vanderbilt
2. Michigan
3. Louisville
4. Mississippi State
5. Texas Tech
6. Arkansas
7. Florida State
8. UCLA
9. Auburn
10. Stanford
11. Oklahoma State
12. East Carolina
13. North Carolina
14. Ole Miss
15. Georgia
16. LSU
17. Georgia Tech
18. Duke
19. West Virginia
20. Miami
21. Texas A&M
22. UC-Santa Barbara

23. Oregon State
24. North Carolina State
25. Creighton

2020

1. Florida
2. Georgia
3. Texas Tech
4. UCLA
5. Mississippi
6. Louisville
7. Vanderbilt
8. Miami
9. NC State
10. Arizona State
11. Duke
12. Central Florida
13. Oklahoma
14. Arkansas
15. Auburn
16. Florida State
17. Mississippi State
18. Long Beach State
19. Louisiana State
20. Tennessee
21. Alabama
22. Texas
23. Texas A&M
24. Pepperdine
25. Clemson

2021

1. Mississippi State
2. Vanderbilt
3. Texas
3. North Carolina State
5. Tennessee
6. Arizona
7. Stanford
8. Arkansas
9. Virginia
10. Notre Dame
11. Ole Miss
12. Texas Tech
13. East Carolina
14. Dallas Baptist
15. Oregon
16. TCU
17. Old Dominion
18. LSU
19. Nebraska
20. UC Irvine
21. Louisiana Tech
22. South Florida
23. Southern Miss
24. UCLA
25. Florida

2022

1. Ole Miss
2. Oklahoma
3. Arkansas
4. Texas A&M
5. Notre Dame
6. Stanford
7. Auburn
8. Texas
9. Tennessee
10. Oregon State
11. Virginia Tech
12. East Carolina
13. Southern Miss
14. Louisville

15. North Carolina
16. Connecticut
17. Oklahoma State
18. Maryland
19. Texas State
20. Miami
21. Florida
22. LSU
23. UCLA
24. Vanderbilt
25. Texas Tech